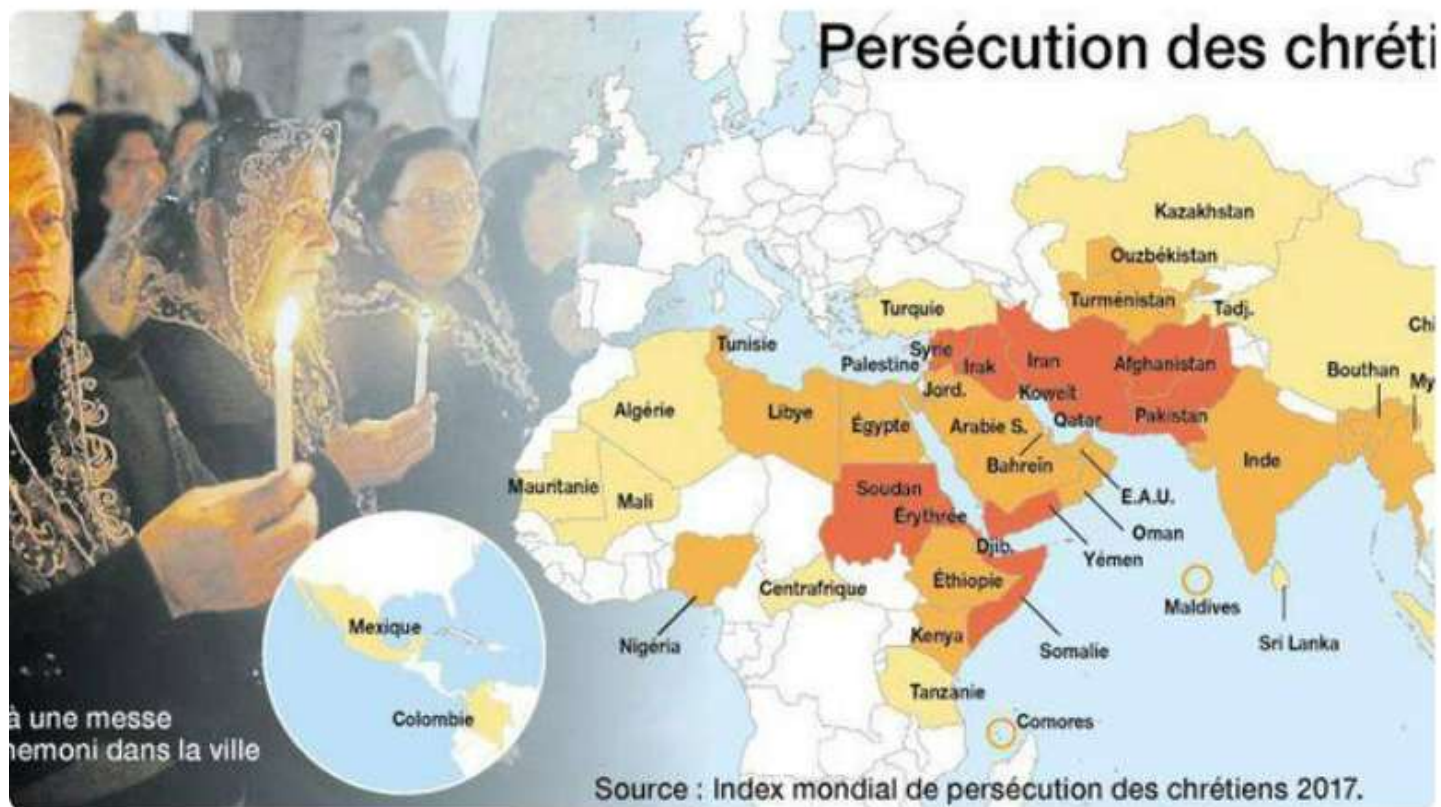
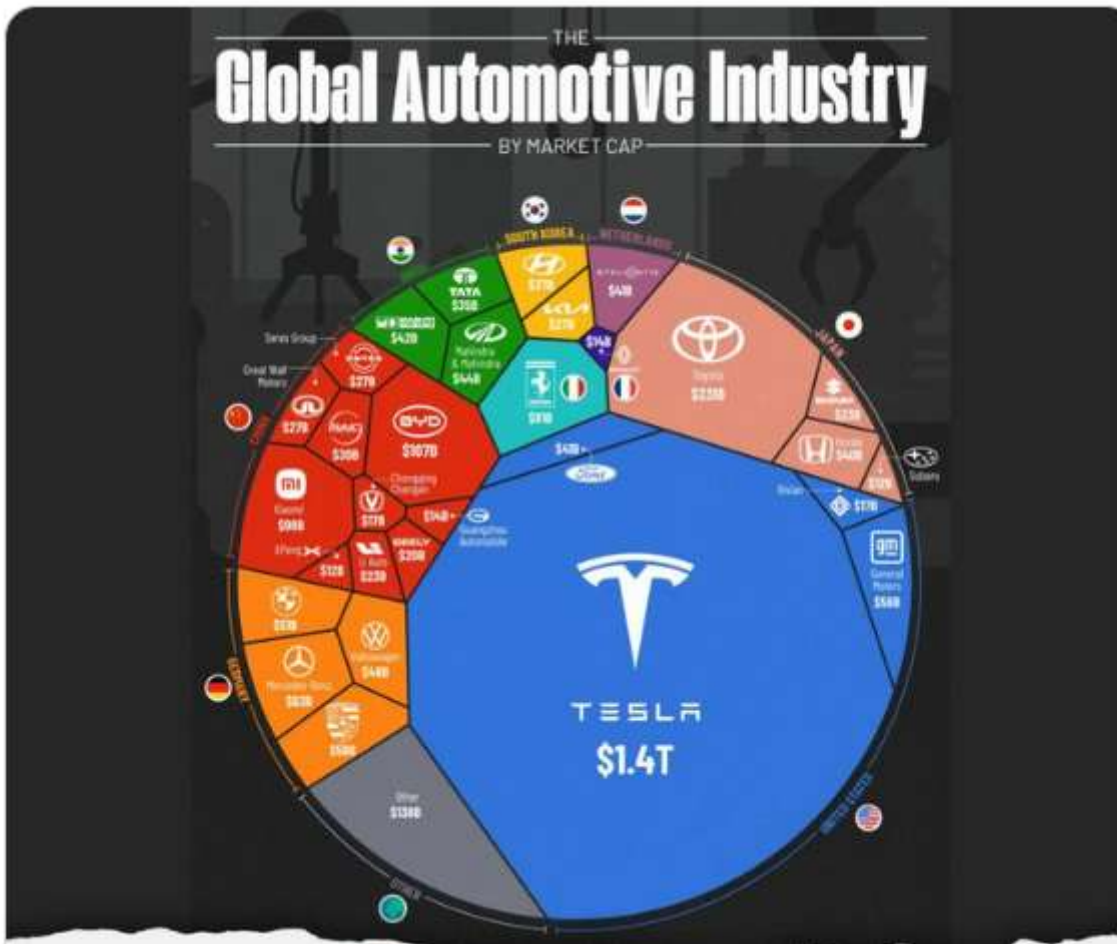


25 décembre: [Toujours plus de chrétiens opprimés dans le monde](#) (Ouest-France)



24 décembre: [This is the craziest chart you'll see all day. \\$TSLA's Market Cap Nears Half Of Global Auto Industry.](#)



23 décembre: [Global Fertility Rate: - 1950: 4.9 children per woman - 2023: 2.3 children per woman](#) (Our World in Data)

Fertility rate: children per woman

The fertility rate, expressed as the number of children per woman, is based on age-specific fertility rates in one particular year.



22 décembre: [Can Lego remain the world’s coolest toymaker?](#) (The Economist)

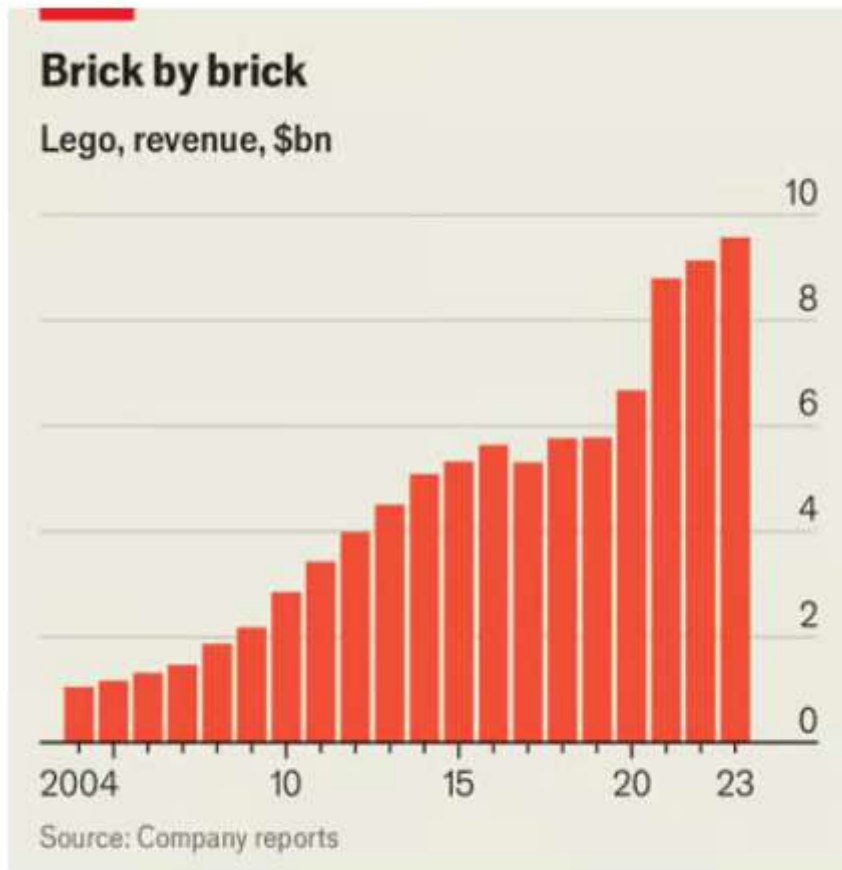


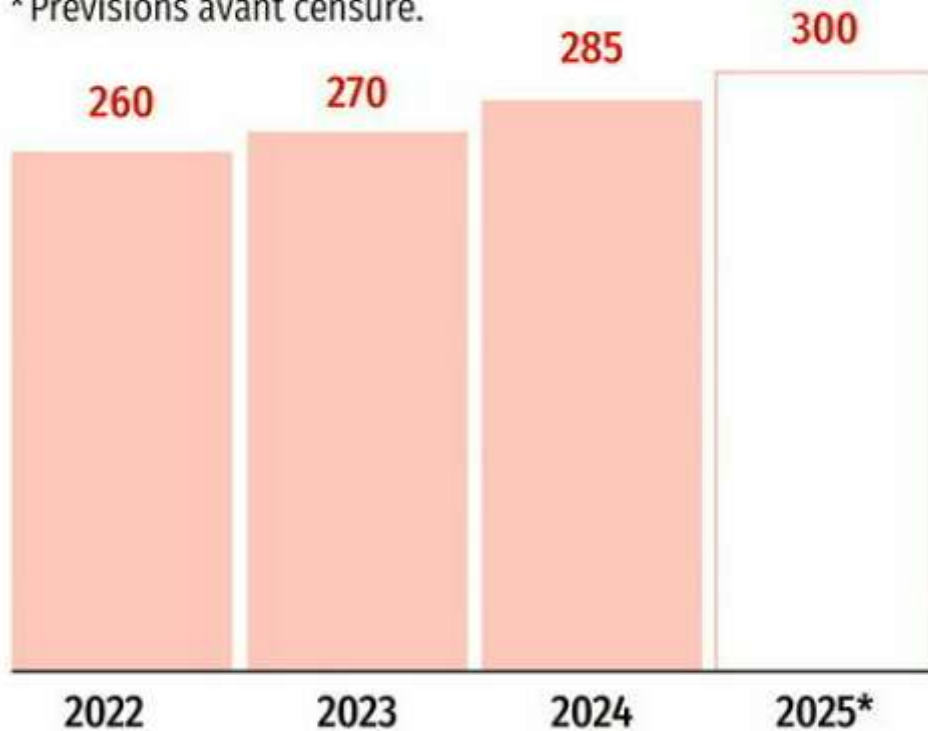
CHART: THE ECONOMIST

21 décembre: [Ces 9 indicateurs économiques qui annoncent une année noire](#) (Le Point)

L'État emprunte toujours plus

Montant des sommes empruntées sur les marchés, en milliards d'euros

* Prévisions avant censure.



Infographie : Clara Dealberto.
Source : Agence France Trésor.

P.

20 décembre: [Ces 9 indicateurs économiques qui annoncent une année noire](#) (Le Point)

Des prévisions alarmantes

Cumul de la dette en évolution depuis le 2^e trimestre 2017 (élection d'E. Macron), en milliards d'euros



Infographie : Clara Dealberto.
Source : Institut Molinari.

P.

19 décembre: [Earth is warming faster. Scientists are closing in on why](#) (The Economist)

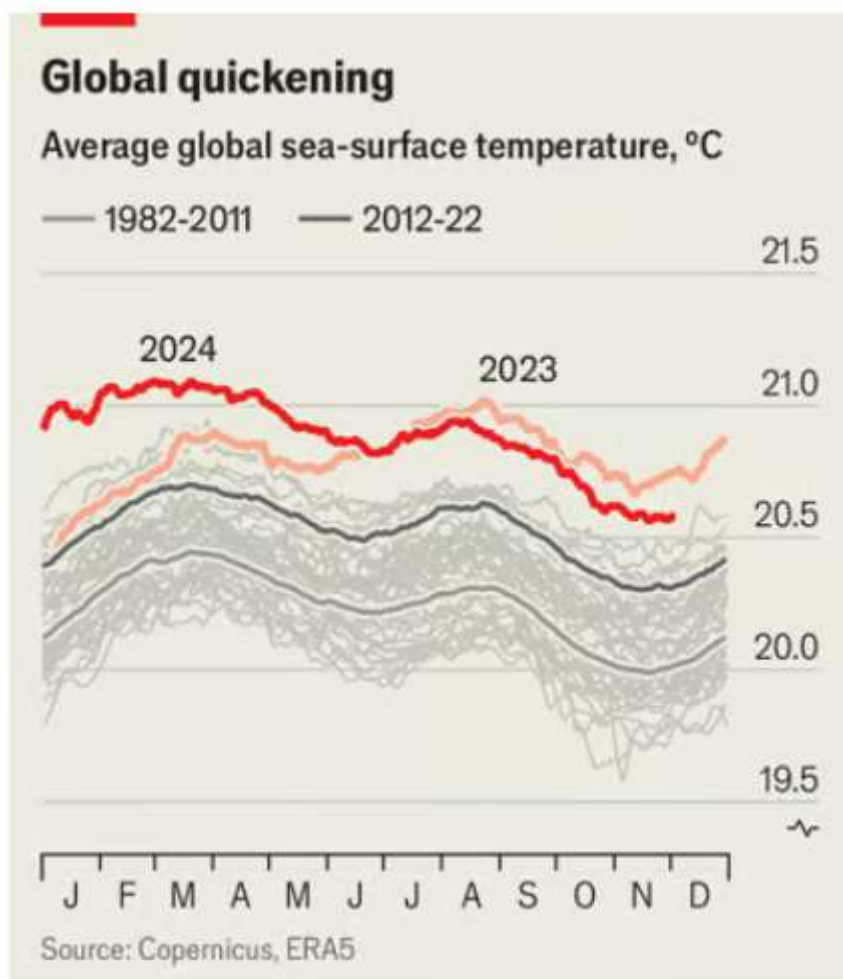



CHART: THE ECONOMIST

18 décembre: [Ces 9 indicateurs économiques qui annoncent une année noire](#) (Le Point)

La confiance se dégrade

Taux de rendement des obligations publiques
à dix ans le 6 décembre, en %



Infographie : Clara Dealberto.
Source : Investing.com.

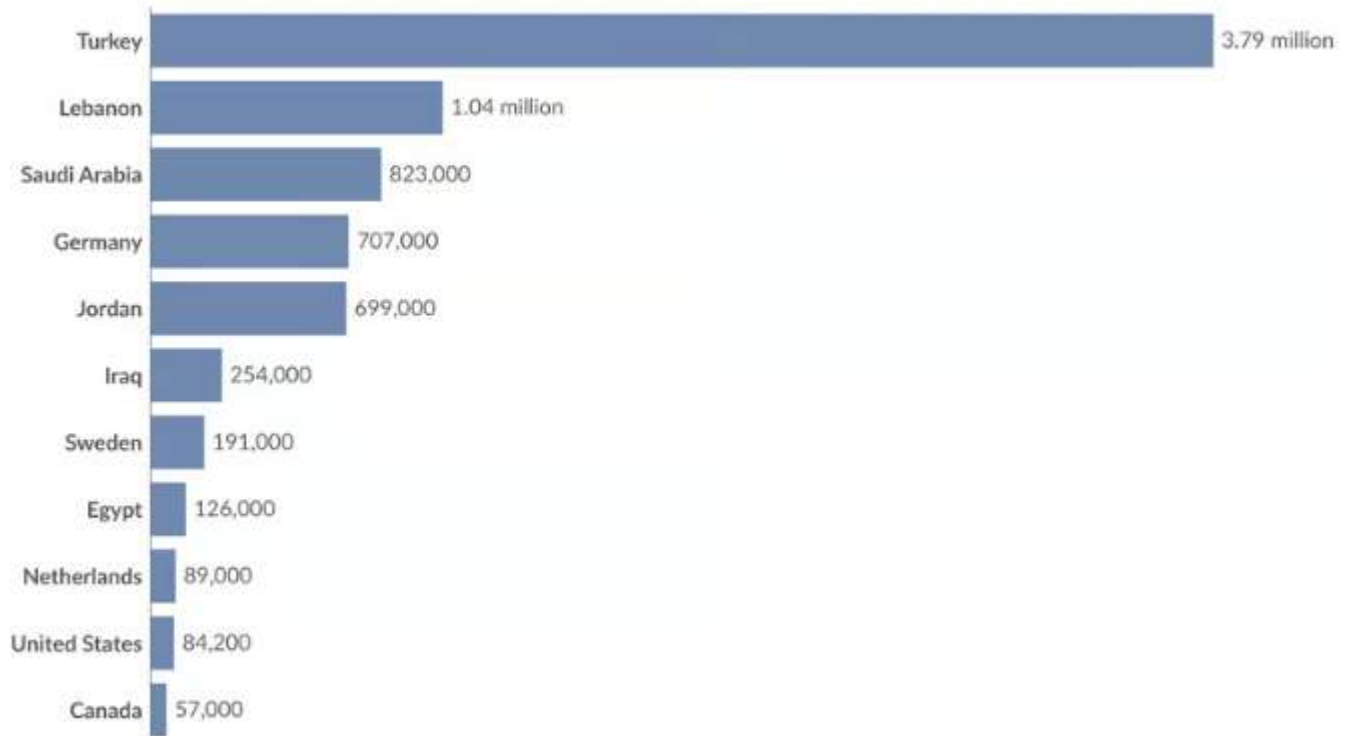
P.

17 décembre: [Most Syrian emigrants have stayed close to home](#) (Our world in data)

What are the main destination countries for Syrian emigrants?

Our World
in Data

Total number of Syrian emigrants living in the primary destination countries as of 2020. The numbers describe cumulative migrant stock, not migrants who moved in this year.



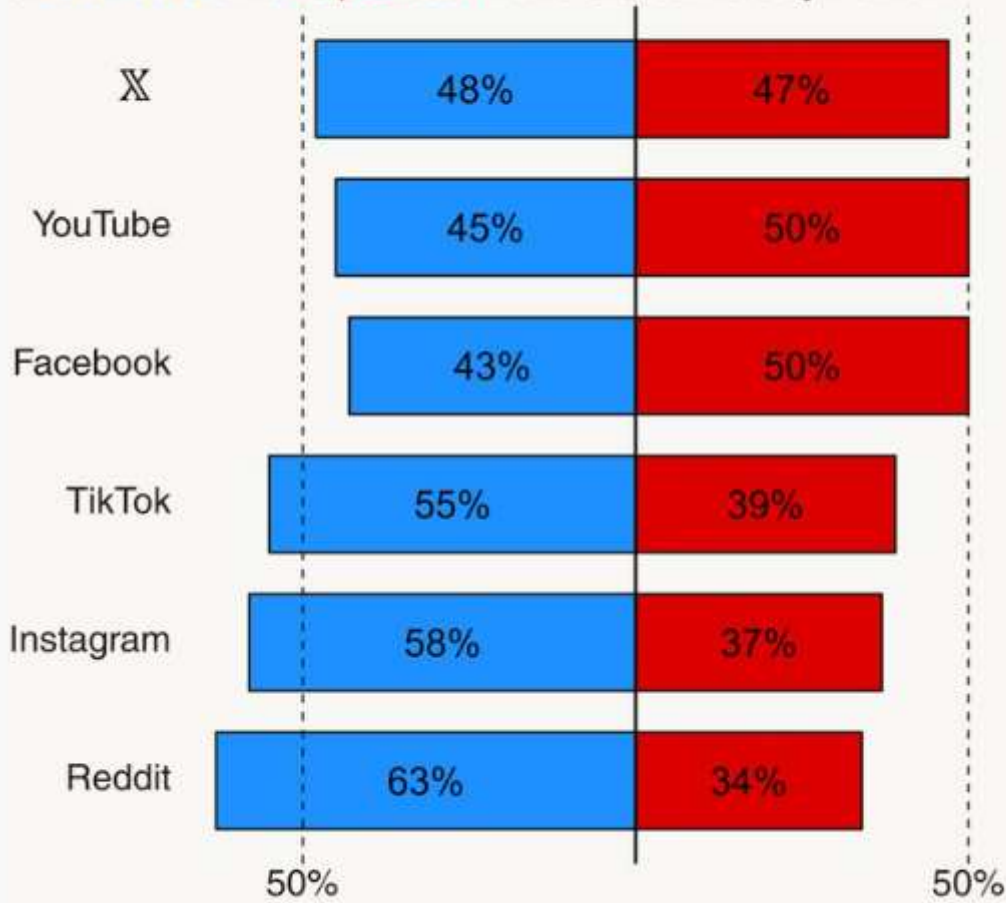
Data source: United Nations Department of Economic and Social Affairs (2020)

CC BY

14 décembre: [X](#) stands out as the most politically balanced social media platform. Unlike many other platforms, [X](#) has an almost equal split between Democrat (48%) and Republican (47%) news consumers.

X: Politically Balanced

% Democrat and Republican News Consumers by Platform



Data: Pew Research Center

@stat_sherpa

11 décembre: [Which economy did best in 2024?](#) (The Economist)

Sangria time

OECD countries*, 2024

< Previous ● ● ● ● ● Next >

Country	GDP Q4 2023-Q3 2024†, % change	Share prices % change on a year earlier ^{‡§}	Core consumer prices % increase on a year earlier [§]
◇	◇	◇	◇
1 Spain	3.5	17.1	2.4
2 Ireland	2.0	17.6	2.3
3= Denmark	2.5	7.8	1.1
3= Greece	3.7	10.6	3.5
5 Italy	0.6	12.4	1.8
6= Colombia	2.6	16.5	6.0
6= Israel	6.7	26.7	3.1
8 Lithuania	3.4	10.7	3.2
9 Switzerland	1.9	7.4	1.0
10 South Korea	1.6	0.3	1.9

10 décembre: [A survey by the OECD suggests a worrying decline in literacy](#) (The Economist)

Not adding up

Proficiency among 16- to 65-year-olds, 2023, % of total tested

Selected OECD countries

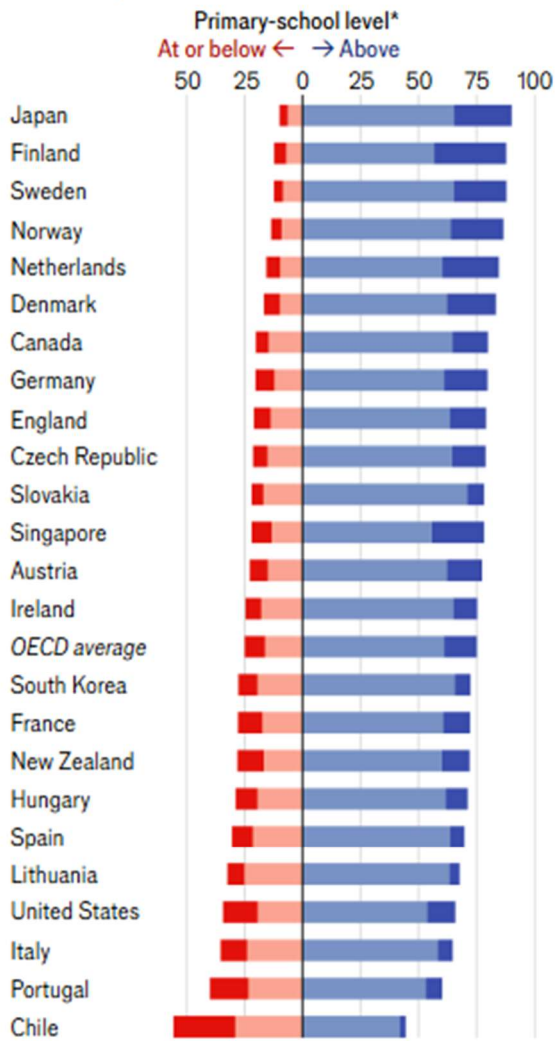
■ Below level 1 ■ Level 1 ■ Level 2/3 ■ Level 4/5

Literacy



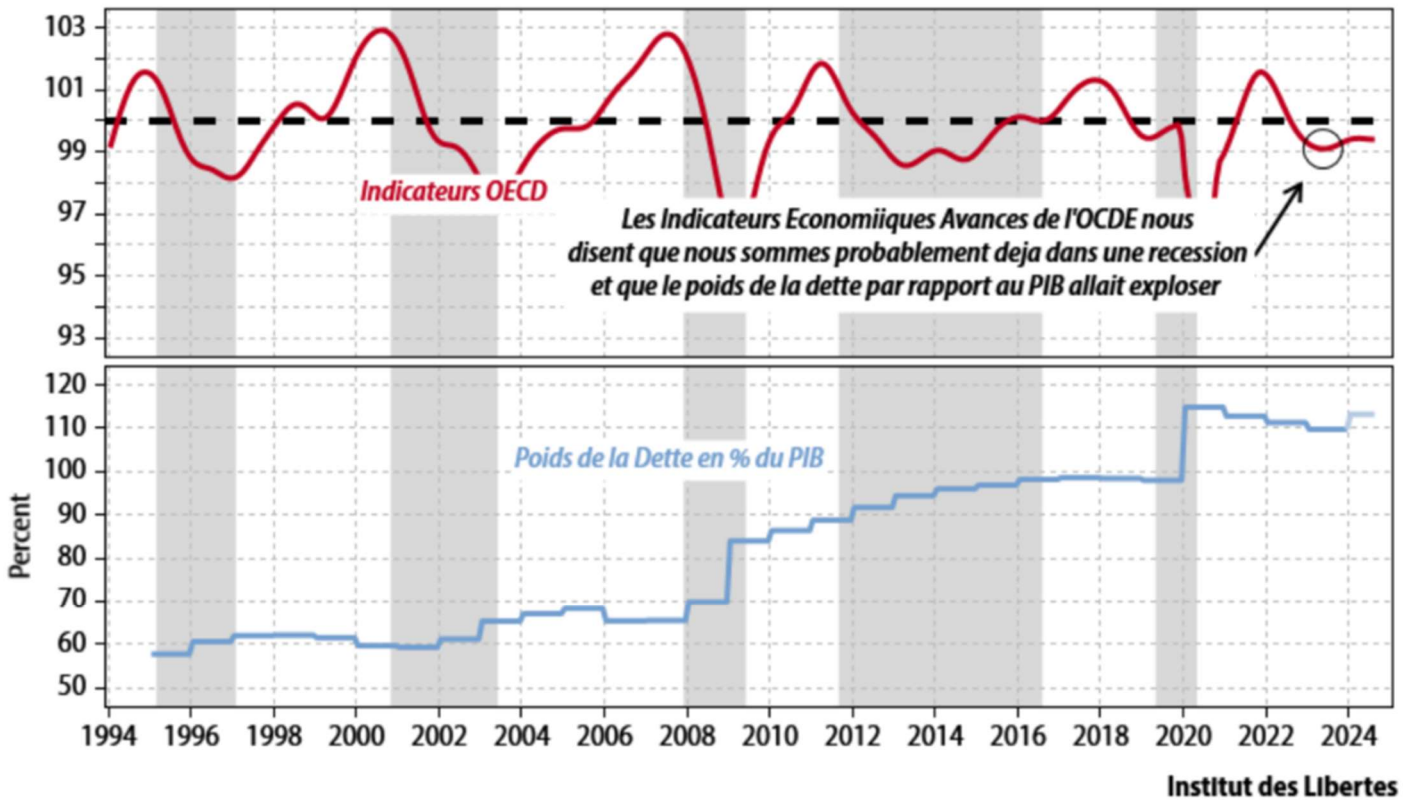
Source: OECD

Numeracy



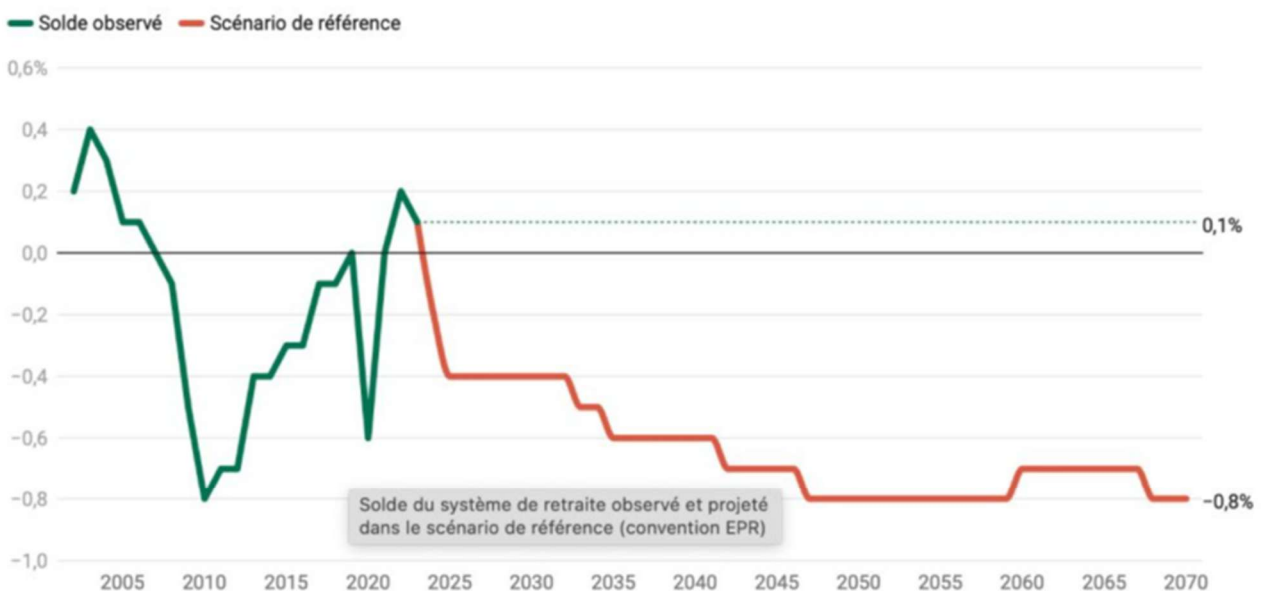
*Similar to the standard expected of a ten-year-old

Recessions et Poids de la Dette dans l'Economie



7 décembre: "Il n'y aura pas de retour de l'âge de départ à la retraite à 62, encore moins à 60 ans pour une raison simple que le graphique ci-dessous résume en une courbe. Le reste n'est que mensonge et démagogie."

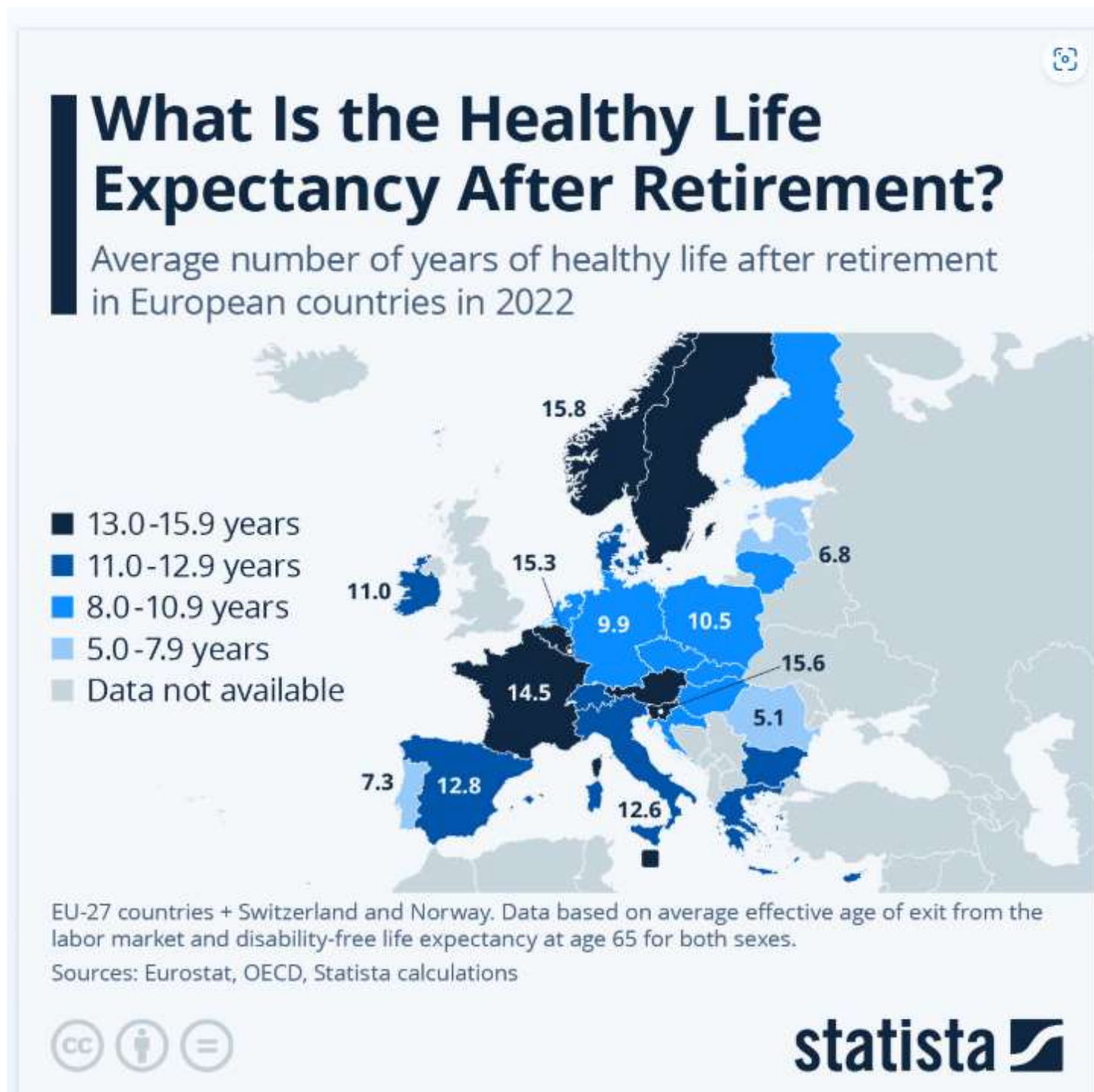
Solde du système de retraite observé et projeté dans le scénario de référence (convention EPR)



Scénario de référence : hypothèses démographiques centrales de l'Insee (poursuite des gains d'espérance de vie, fécondité de 1,8 enfant par femme et solde migratoire net de 70 000 personnes par an), croissance annuelle de la productivité horaire du travail de 1,0 % (à partir de 2040) et taux de chômage de 5,0 % (à partir de 2030).

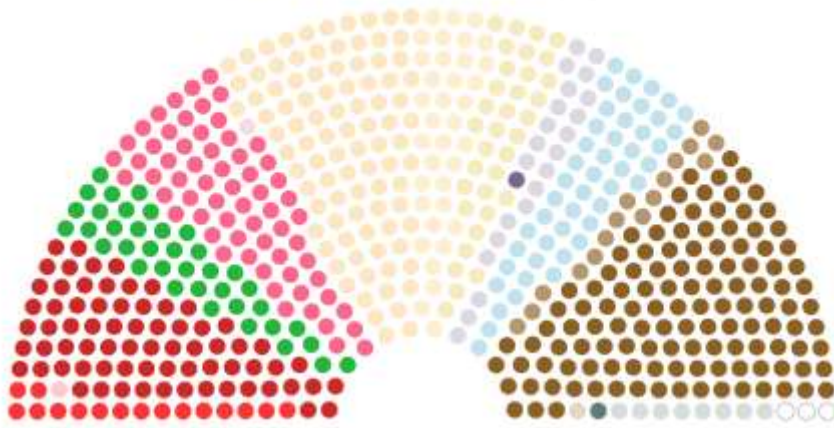
Champ : ensemble des régimes de retraite français légalement obligatoires, y compris FSV, hors RAFF.

Graphique: Vie-publique.fr / DILA • Source: projections COR - juin 2024, comptes nationaux de l'Insee base 2020, rapports à la CCSS 2002-2023. • Récupérer les données • Créé avec Datawrapper

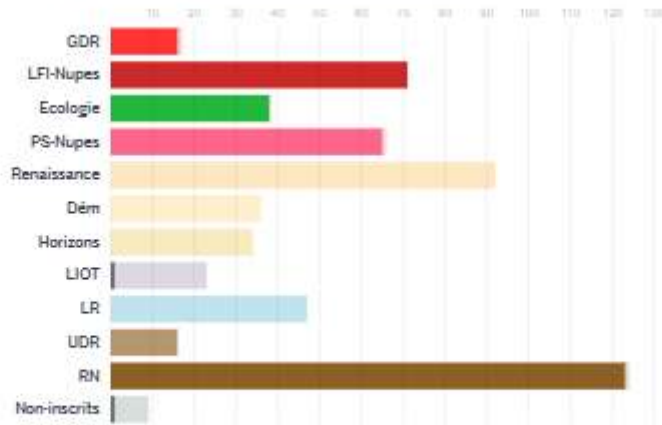


La motion de censure contre le gouvernement Barnier est **ADOPTÉE**

Couleurs adaptées aux daltoniens



● POUR (331) ● N'ONT PAS PRIS PART AU VOTE (242)



Source : [Assemblée nationale](#)

4 décembre: [Global Trade: The World's Suppliers](#) (Statista)

The World's Suppliers

Annual merchandise exports of the world's largest exporters



Source: World Trade Organization

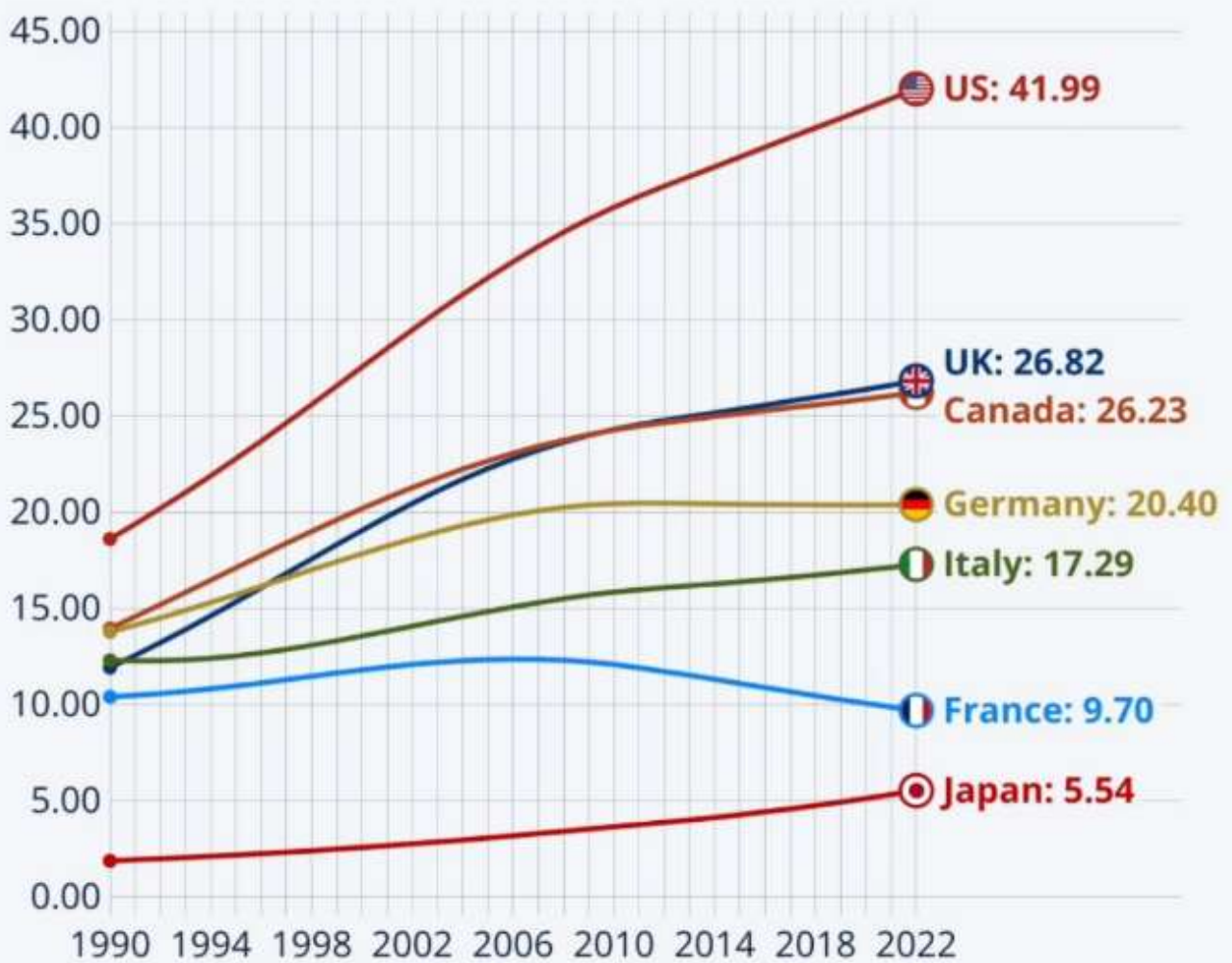


statista

3 décembre: [The uneven rise of obesity in the Western world](#) (Statista)

The Uneven Rise of Obesity

Age-adjusted prevalence of obesity among adults in G7 countries (in %)



Source: World Health Organization

statista

2 décembre: [Le pouvoir d'achat reste, de loin, en tête de la hiérarchie des préoccupations des Français \(Le Monde\)](#)

Parmi les enjeux suivants, quels sont les deux qui vous préoccupent le plus à titre personnel ?

Ensemble des sondés, en %

Réponses ayant obtenu plus de 10 % (Deux réponses possibles)



Source : Sondage Ipsos « Les fractures françaises » pour *Le Monde*, Sciences Po-Cevipof, la Fondation Jean Jaurès et l'Institut Montaigne. Enquête réalisée par Internet du 14 au 21 novembre 2024 sur un échantillon de 3 000 personnes représentatif de la population française âgée de 18 ans et plus (méthode des quotas).

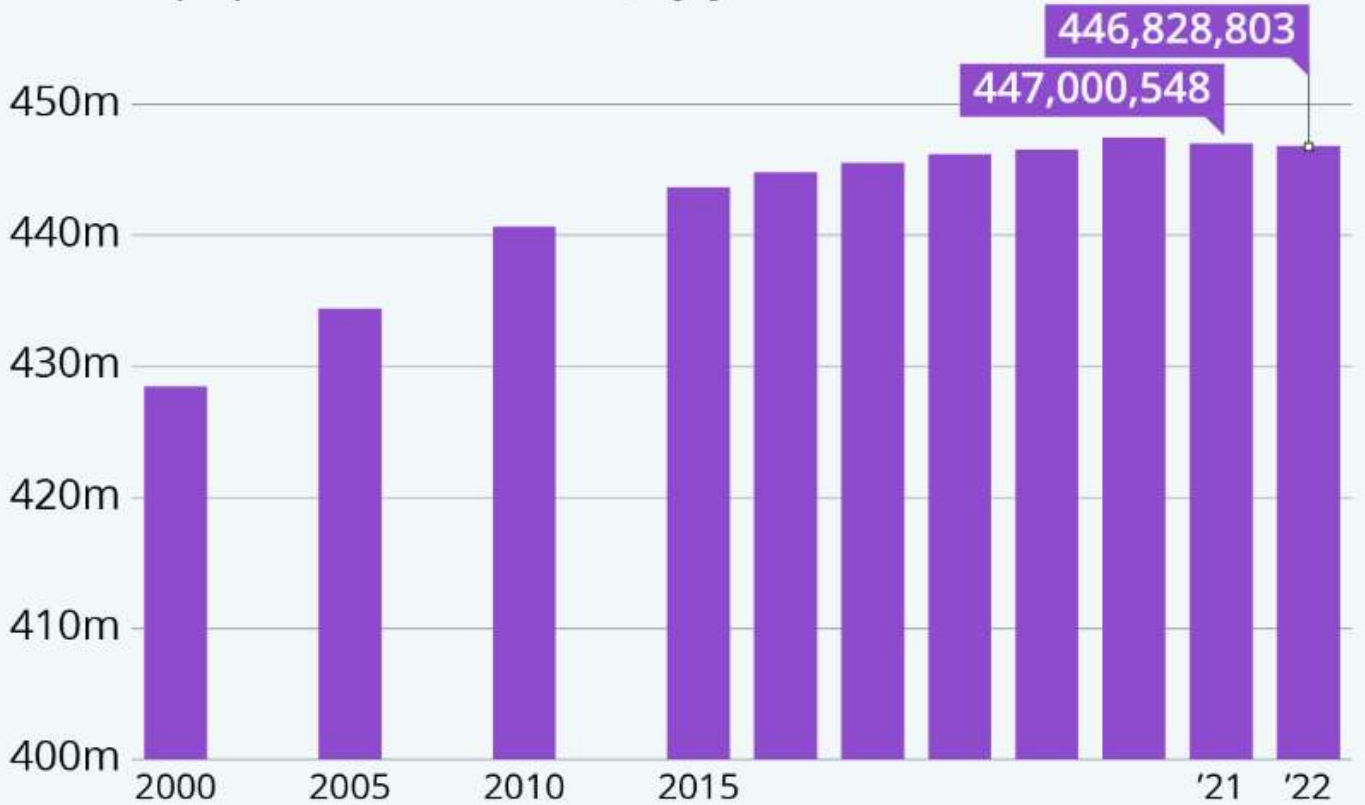
Infographie *Le Monde*

1 décembre: [Europe's birthrates are rapidly collapsing. Government incentives aren't working.](#) (Statista)

EU Population Declines for Its Second Year



Total population in the EU, by year*



* Excluding French overseas departments up to and including 1997

Source: Eurostat



statista

Nuclear Power Capacity

BY COUNTRY

As of late 2023, global nuclear power capacity stood at **396 gigawatts (GW)**, with another **299 GW** in development.


Which nations are at the forefront of this capacity?

Prospective Capacity GW
Construction, Pre-construction, Announced

Operating Capacity GW



If all this prospective capacity eventually comes online, global nuclear capacity could increase to **695 GW**, a jump of over 75%.



Source: Global Energy Monitor

Consider investing in the future of nuclear power.

LEARN MORE ABOUT THE

Range Nuclear Renaissance Index ETF (NUKZ)



Follow Range ETFs on social media @rangefunds

29 novembre: [Finances publique en France et en Allemagne](#) (Le Figaro)

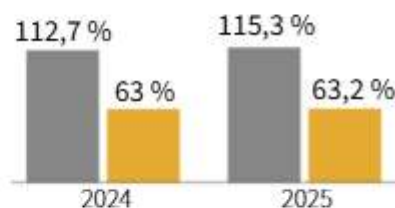
Des finances publiques allemandes plus saines

France **Allemagne**

Solde budgétaire, prévisions en % du PIB



Dettes publiques, prévisions en % du PIB



Sources : Trading Economics, Fitch, France Trésor, Commission européenne et Bloomberg



28 novembre: [Ukraine, European and American Aid](#) (The Economist)

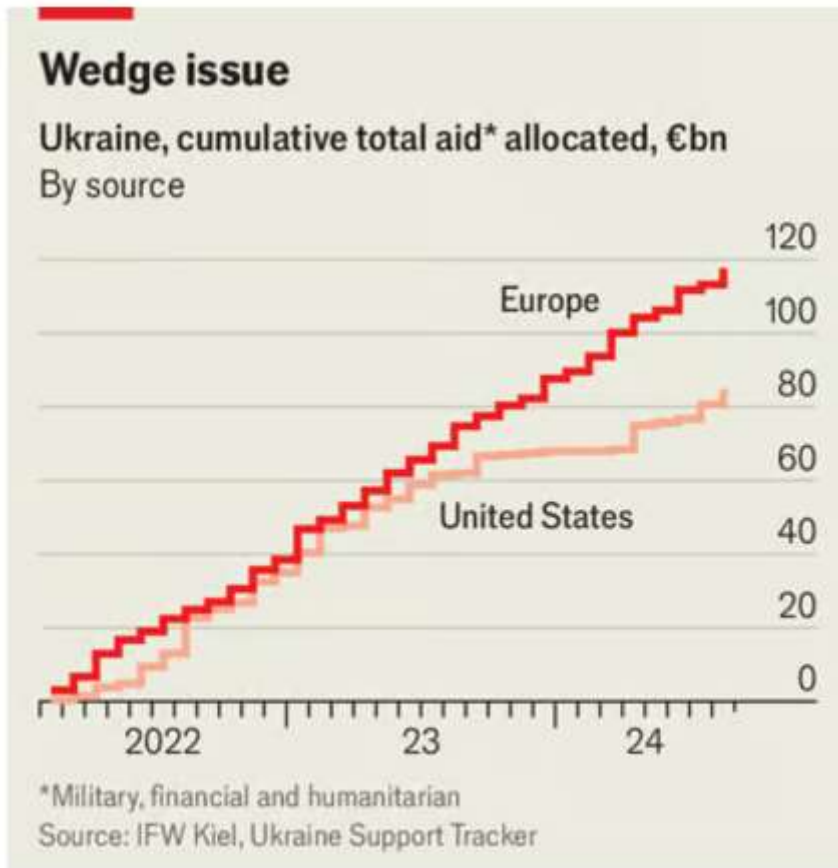


CHART: THE ECONOMIST

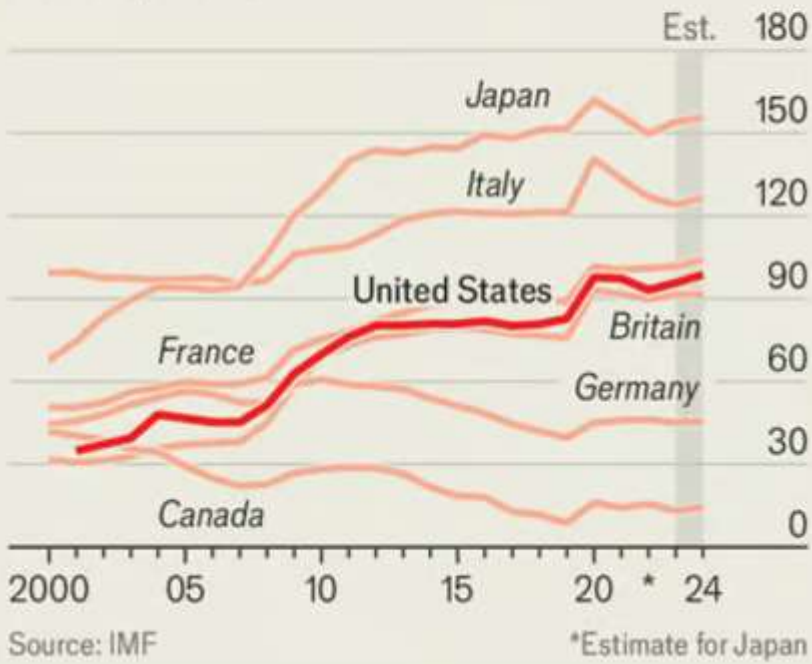
27 novembre: [Global Innovation Index](#)



26 novembre: [How Trump, Starmer and Macron can avoid a debt crunch](#) (The Economist)

Endangered hawks

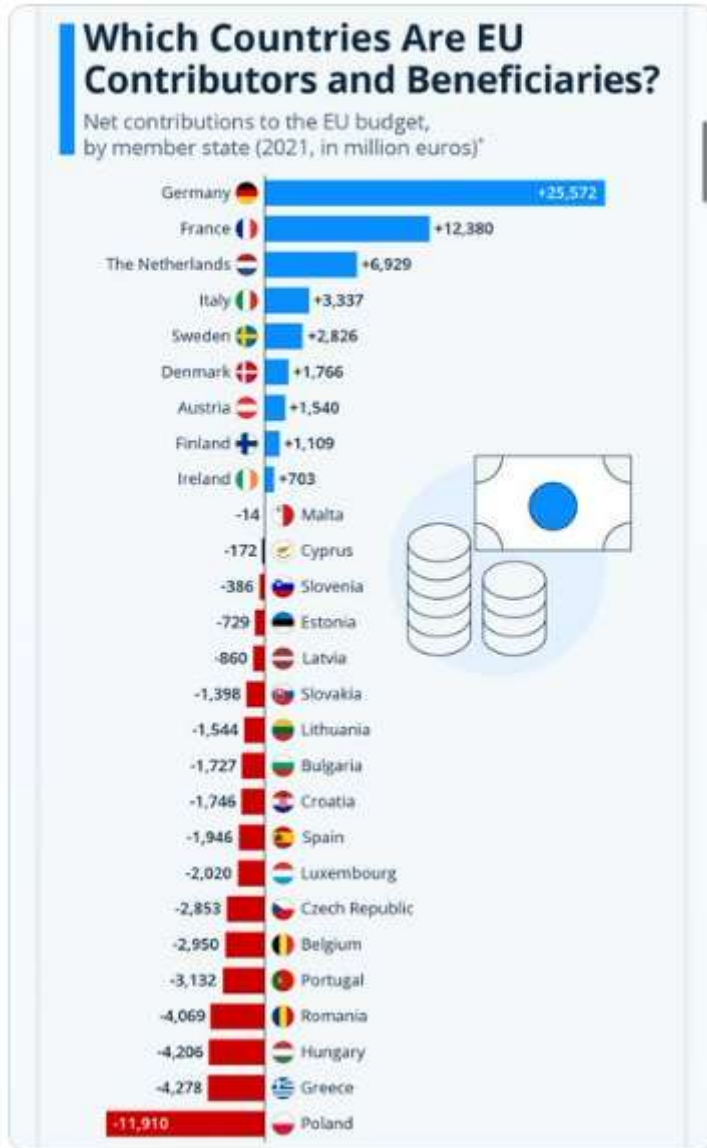
G7 countries, general government net debt, % of GDP



[Anciens chiffres du jour](#)

25 novembre: [Wow, Germany carries a lot of the cost of the EU!](#) (Elon Musk on X)

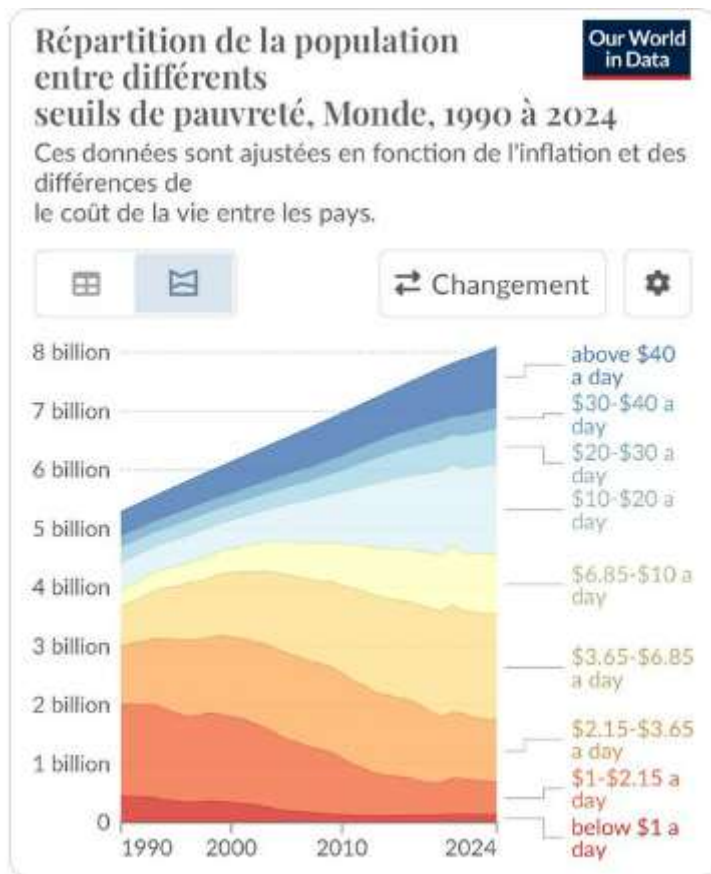
Wow, Germany carries a lot of the cost of the EU!



23 novembre: [Faire plus de 15 fautes à une dictée](#) (Jérôme Fourquet, Le Figaro)



22 novembre: Pauvreté: Dans les années 90, seule l'extrême pauvreté diminuait. Depuis l'an 2000, ce sont tous les niveaux de pauvreté qui reculent.

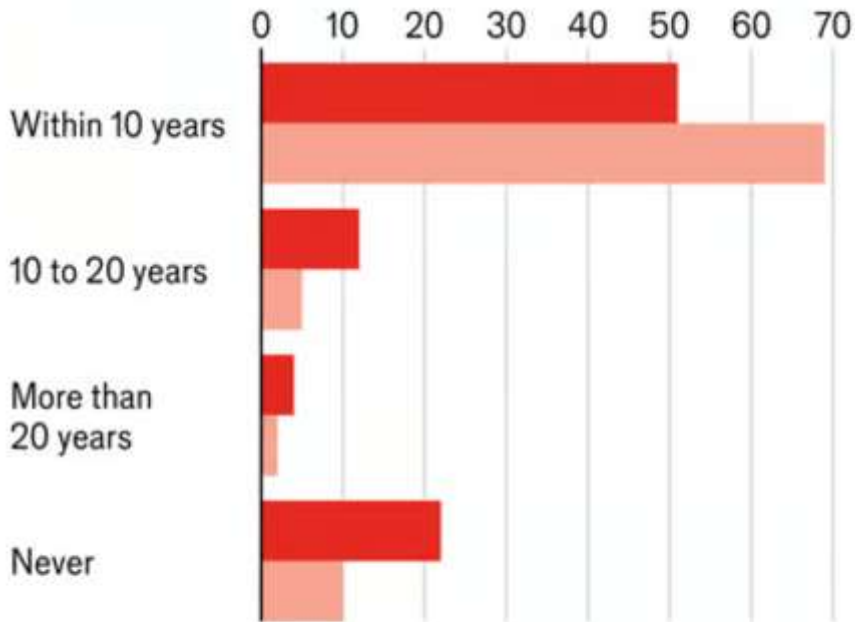


21 novembre: Most Ukrainians now want an end to the war (The Economist)

This year, next year, sometime, never

“When do you expect that Ukraine will be accepted into NATO?”

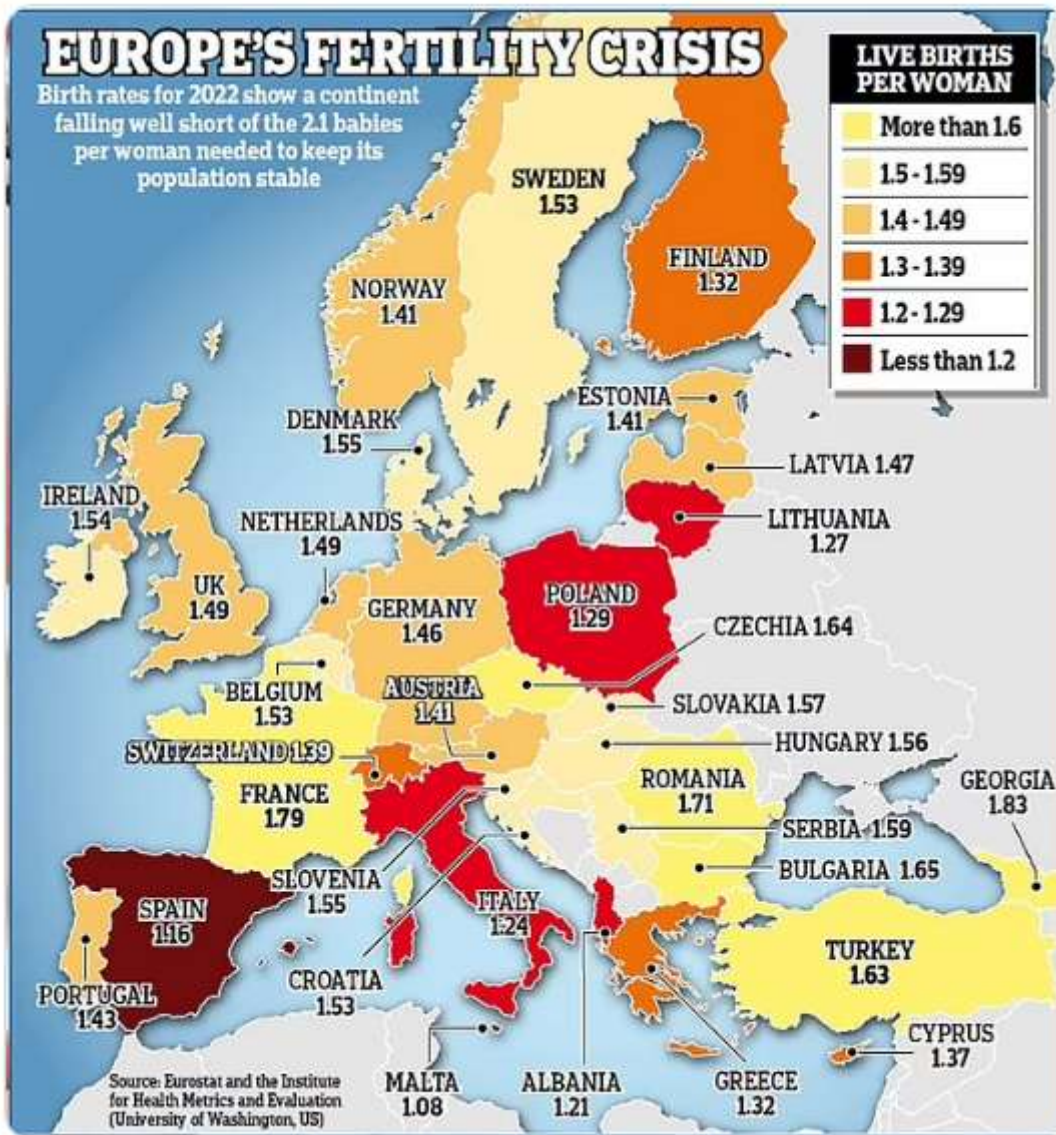
% of Ukrainians responding in: ■ 2024 ■ 2023



Source: Gallup

CHART: THE ECONOMIST


20 novembre: [Europe's fertility rates are looking somewhat low](#)



19 novembre: Il y a encore beaucoup d'efforts à faire pour imposer des quotas de femmes dans les métiers les plus durs et les plus dangereux.

A SPECIAL THANK YOU:

- ROOFER (90% MEN)
- LOGGER (93% MEN)
- VETERAN (90% MEN)
- PLUMBER (97% MEN)
- MECHANIC (92% MEN)
- CARPENTER (92% MEN)
- COAL MINER (94% MEN)
- FIREFIGHTER (95% MEN)
- IRON WORKER (92% MEN)
- TRUCK DRIVER (80% MEN)
- OIL RIG WORKER (91% MEN)
- POLICE OFFICER (85% MEN)
- CEMENT MASON (87% MEN)
- POWER LINEMAN (92% MEN)
- CRANE OPERATOR (96% MEN)
- HIGHWAY WORKER (85% MEN)
- GARBAGE COLLECTOR (87% MEN)
- CONSTRUCTION WORKER (90% MEN)



18 novembre: [Life expectancy has increased across the world](#) (Our World in Data)

Life expectancy

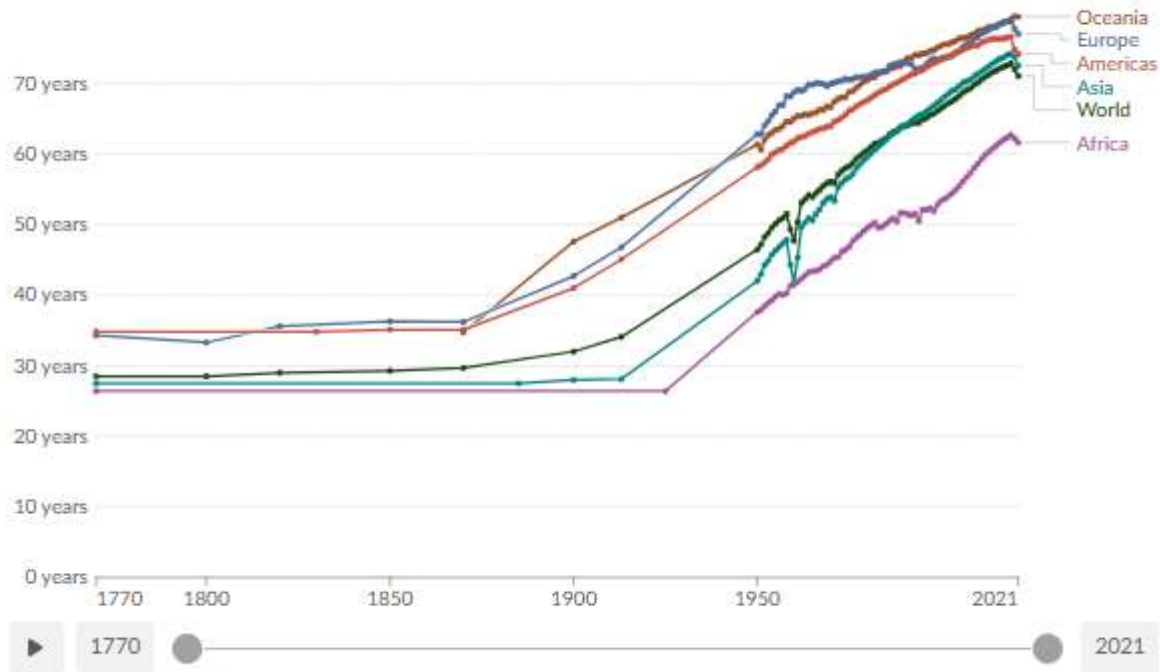
The period life expectancy at birth, in a given year.

Our World
in Data

Table Map Chart

Edit countries and regions

Settings



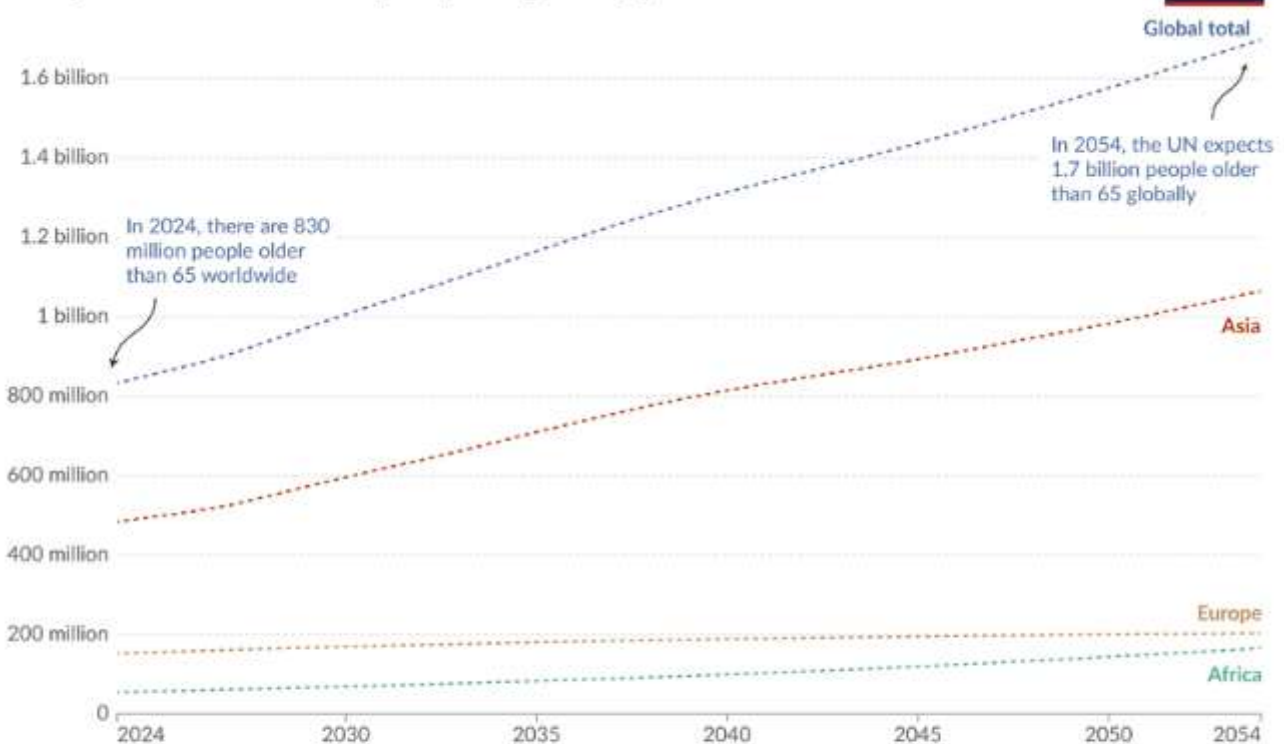
Data source: UN WPP (2022); HMD (2023); Zijdeman et al. (2015); Riley (2005) - [Learn more about this data](#)

OurWorldInData.org/life-expectancy | CC BY



16 novembre: [The global number of people aged 65 years and older is set to double within the next thirty years](#) (Our World in Data)

Projected number of people aged 65 years and older



Data source: UN, World Population Prospects (2024)

Note: Projections from 2024 onwards are based on the UN's medium scenario.

OurWorldinData.org/population-growth | CC BY

Today, there are around 830 million people aged 65 and older in the world. According to the latest UN data, it is projected to grow to 1.7 billion by 2054.

Asia, the world's most populous continent, is at the heart of this change, with its elderly population expected to more than double.

15 novembre: [Au cours des 10 dernières années, les démocrates américains se sont éloignés de l'électeur moyen sur les questions sociétales. Exactement comme en Europe.](#)



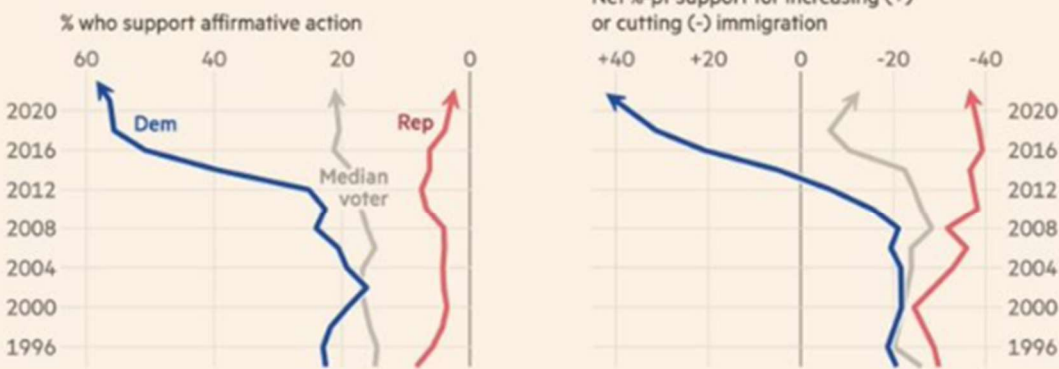
Alice Evans @_alice_evans · 2h

"Strong Democrats" have, in the past 10 years, swung away from the median voter on cultural issues

New analysis by @jburnmurdoch

Democrats have shifted sharply leftwards on cultural issues in recent years, leaving the median voter behind

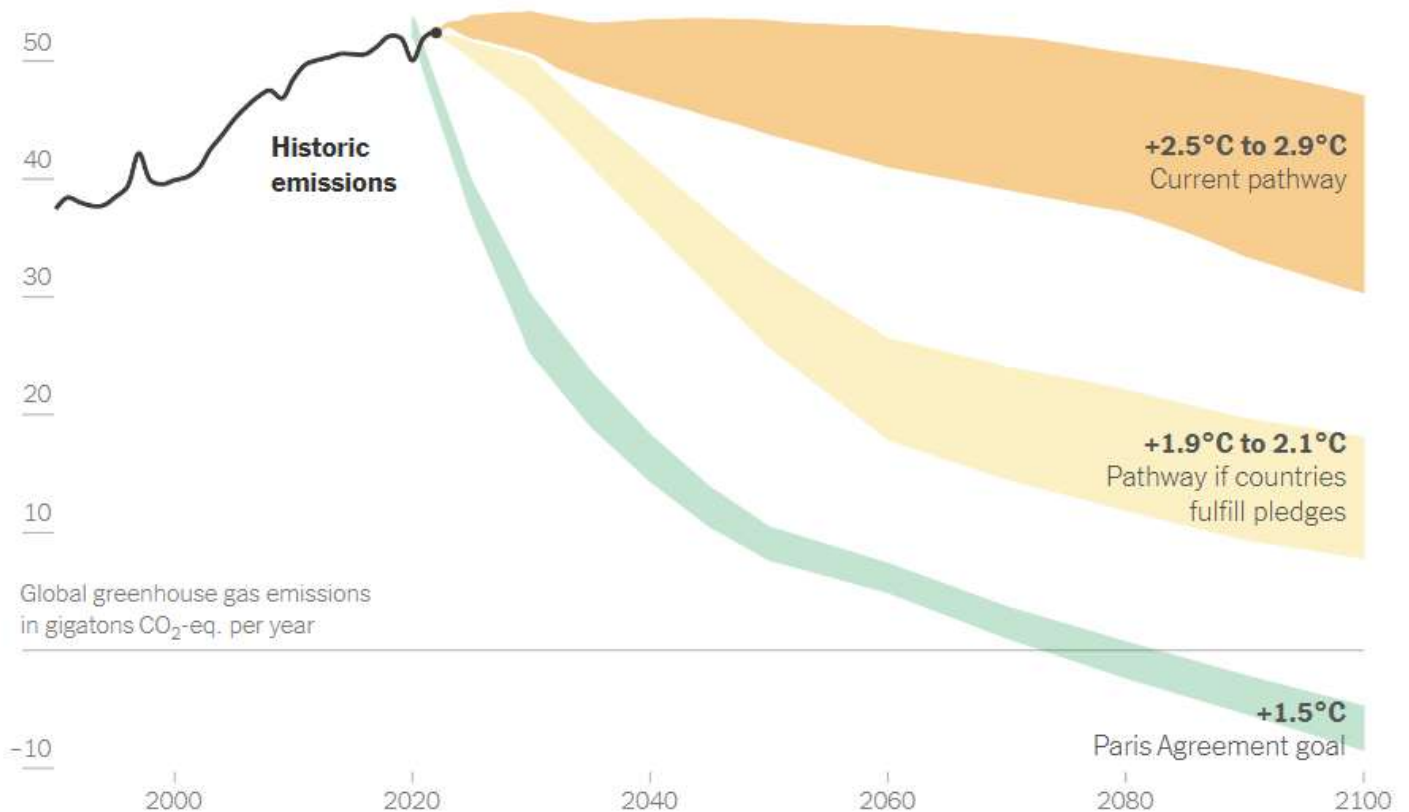
Average position of Americans who identify as strong Democrats and strong Republicans, compared to the median voter



Source: FT analysis of US General Social Survey
FT graphic: John Burn-Murdoch / @jburnmurdoch
© FT

9:19 AM · Nov 15, 2024 · 3,637 Views

14 novembre: [A Big Climate Goal Is Getting Farther Out of Reach](#) (New York Times)



Source: Climate Action Tracker · By Mira Rojanasakul/The New York Times

13 novembre: [Les ménages allemands paient les prix de l'électricité les plus élevés](#) (Neue Zürcher Zeitung)

Deutsche Haushalte zahlen die höchsten Strompreise

So teuer war Strom¹ im ersten Halbjahr 2024, in Cent je KWh

		Haushalte	Industrie
	Deutschland	39,51	13,94
	Irland	37,36	19,66
	Dänemark	37,08	9,15
	Tschechien	33,81	16,72
	Belgien	33,54	11,14
	Italien	32,74	13,16
	EU-Schnitt	28,89	12,00
	Frankreich	27,76	7,39
	Niederlande	26,95	19,83
	Spanien	24,36	8,12
	Schweden	24,34	6,60
	Polen	21,12	14,40

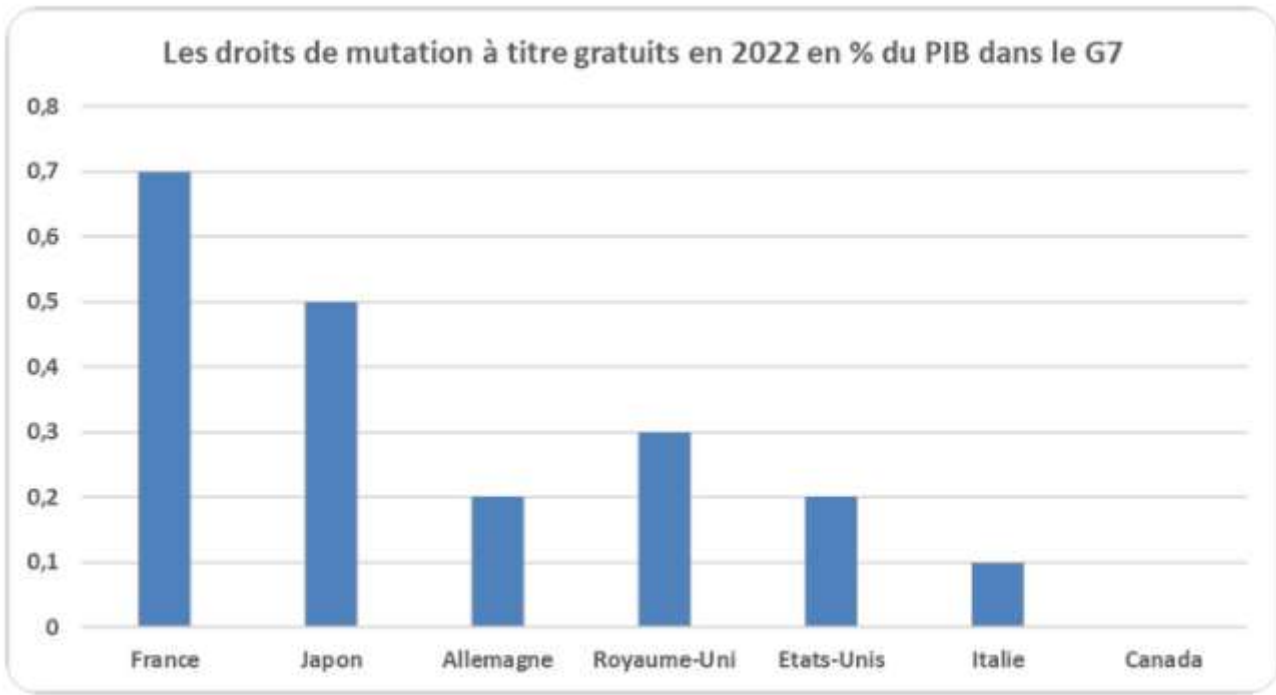
¹ Jeweils für Bestandskunden. Haushalte: Jahresverbrauch 2,5 bis 5 MWh, inklusive Steuern und Abgaben; Industrie: 70 bis 150 GWh (Grossabnehmer), ohne erstattungsfähige Steuern.

Stand: 24.10.2024

Quelle: [Eurostat](#)

NZZ / sih.

12 novembre: [Droits de succession dans différents pays](#) (FIPECO)



10 novembre: [The left is losing its grip on ethnic minority voters](#) (Financial Times)

Ethnic minority voters are shifting away from the mainstream left

Non-white vote share for major parties in UK general elections and US presidential elections* (%)



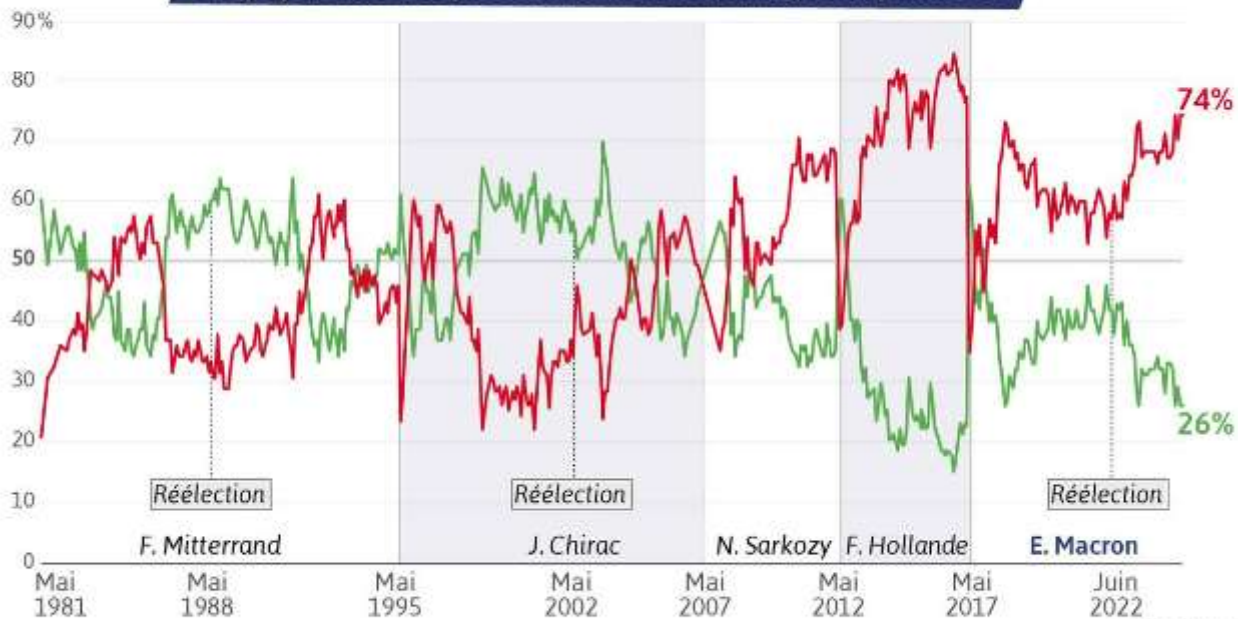
*US figures for 2024 are calculated by applying the Oct 2020 - Oct 2024 swing from polls of non-white voters to the 2020 result
 Source: Ipsos; Focaldata; British Election Study; American National Election Studies; Cooperative Election Study; various US pollsters
 FT graphic: John Burn-Murdoch / @jburnmurdoch

9 novembre: [La popularité d'Emmanuel Macron au plus bas depuis les gilets jaunes](#) (Sud-Ouest)

La popularité de l'exécutif en novembre 2024



La popularité des présidents de la République depuis 1981



Photos: Palácio do Planalto, Martin Kraft. Source: sondage BVA Xsight pour RTL 1001 personnes interrogées par Internet les 6 et 7 novembre 2024.

VISACTU

Visactu

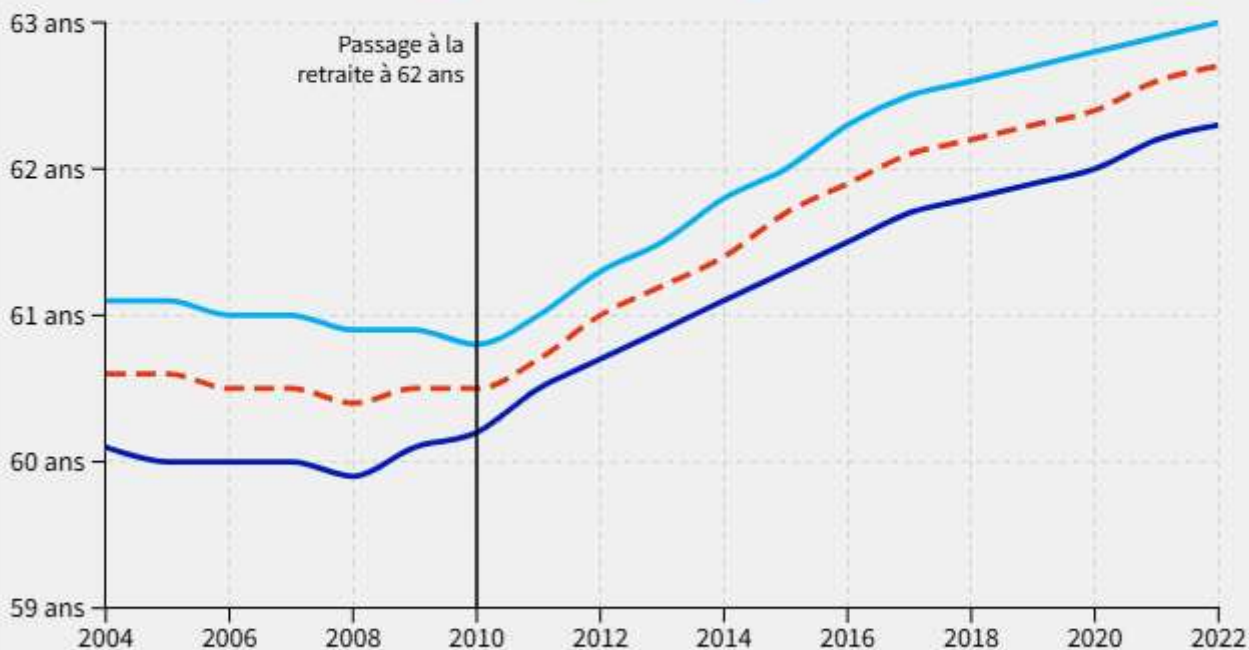
8 novembre: Retraites : avec la dernière réforme, l'âge moyen de départ devrait être décalé de six mois (L'Express)

RETRAITES

L'âge effectif de départ en retraite en hausse depuis 2010

Entre 2010 et 2022, l'âge moyen de départ en retraite est passé de 60 ans et demi à 62 ans et sept mois, soit une hausse d'environ deux ans et un mois. En moyenne, les hommes partent toujours en retraite plus tôt que les femmes.

Age de départ en retraite pour les ■ Femmes ■ Hommes ■ Ensemble



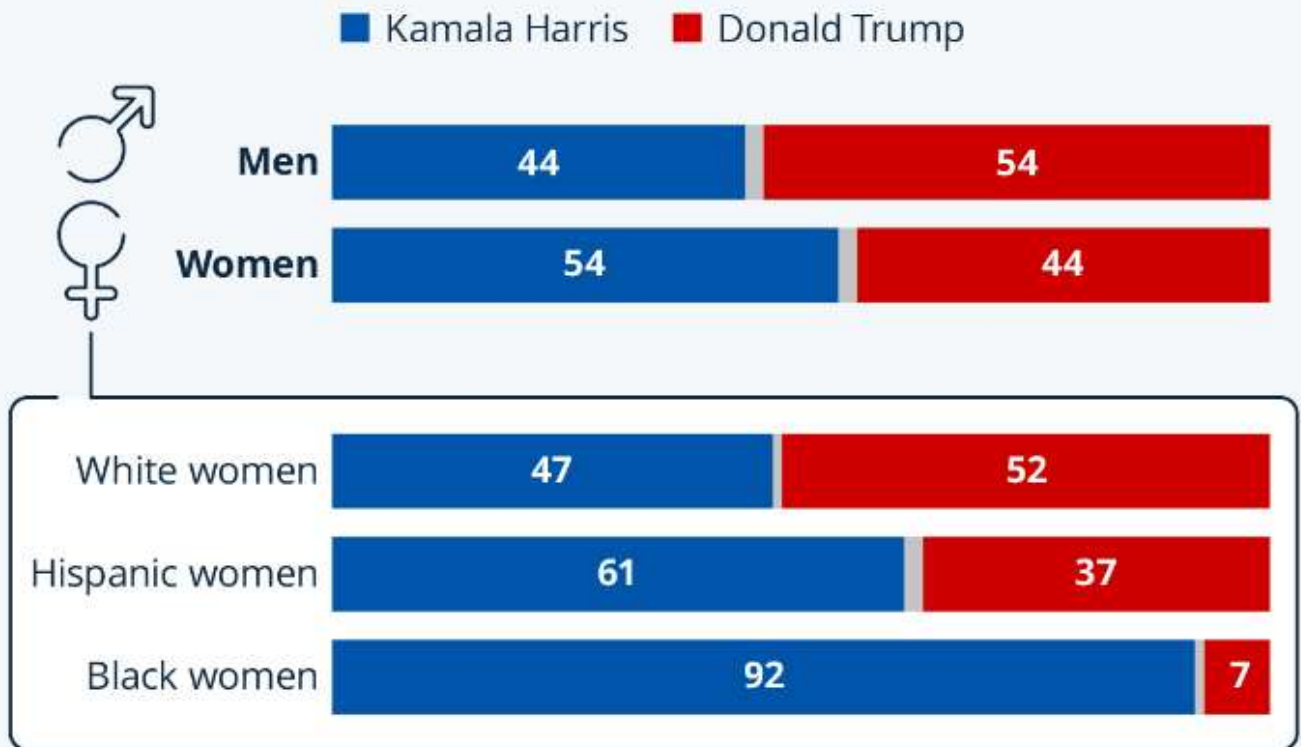
Source : DREES, "Les retraites et les retraités, Edition 2024"



7 novembre: [The Trump-Harris Gender Gap](#) (Statista)

The Trump-Harris Gender Gap

Share of female/male U.S. voters who picked Donald Trump/
Kamala Harris for president according to exit polls (in %)



2024 election

Source: Edison Research via Reuters/Washington Post



statista

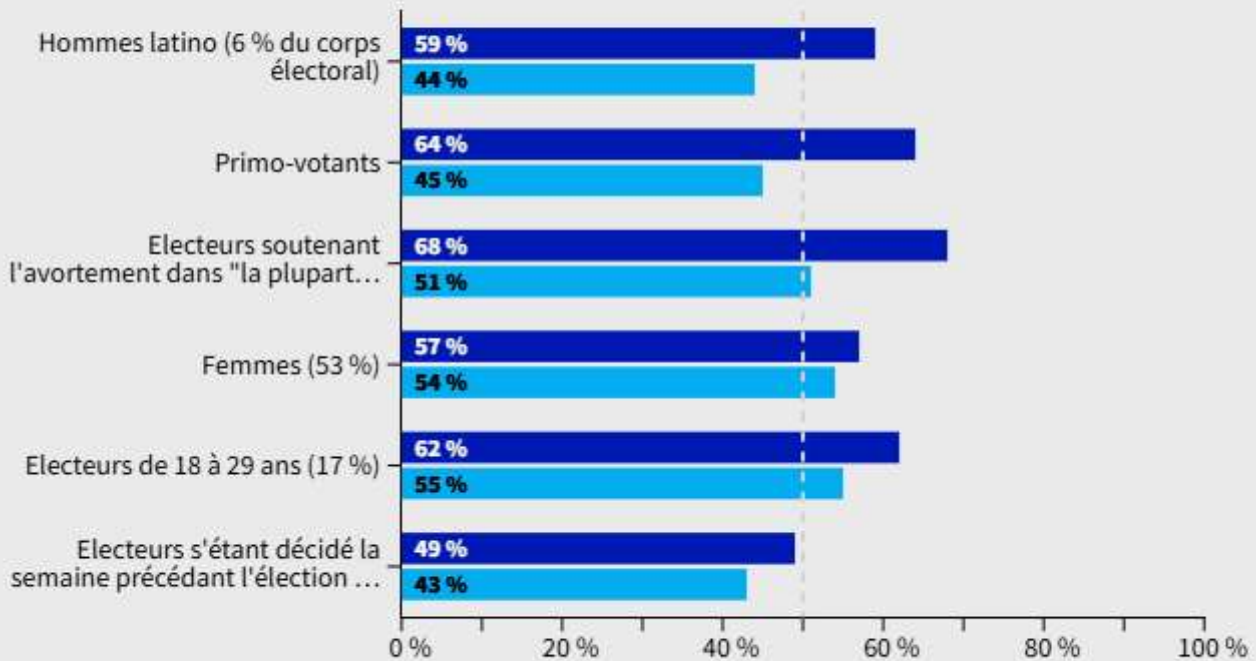
6 novembre: [Kamala Harris : son impressionnante déroute chez les Latinos et les jeunes en chiffres \(L'Express\)](#)

ÉLECTIONS AMÉRICAINES

Kamala Harris fait beaucoup moins bien que Joe Biden

D'après les sondages à la sortie des urnes, Kamala Harris fait de piètres scores dans de nombreux segments démographiques clés pour le parti démocrate.

Vote pour : ■ Joe Biden en 2020 ■ Kamala Harris en 2024

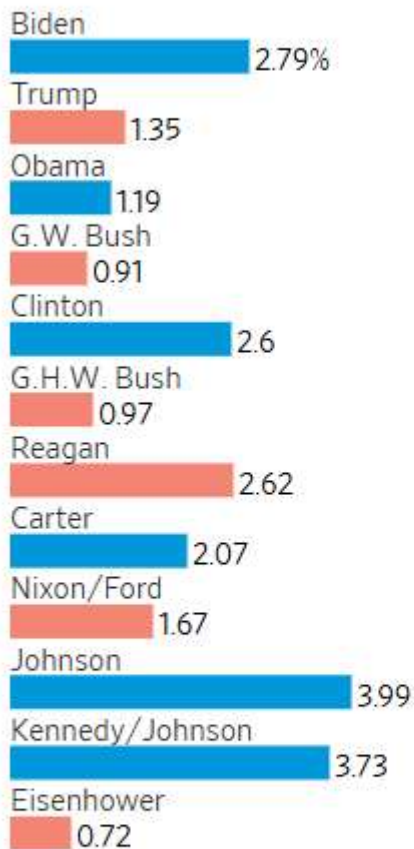


Source : Sondages de sortie des urnes par Edison Research

L'EXPRESS

5 novembre: [The Third Candidate in This Election Is the Economy](#) (Wall Street Journal)

Annualized growth in real GDP per capita, by president



Note: Figures are for four- or eight-year periods, depending on how many terms each president served. For John F. Kennedy and Richard Nixon, data include portions of terms that were completed by their successors. Biden through 3Q 2024.

Source: Commerce Department

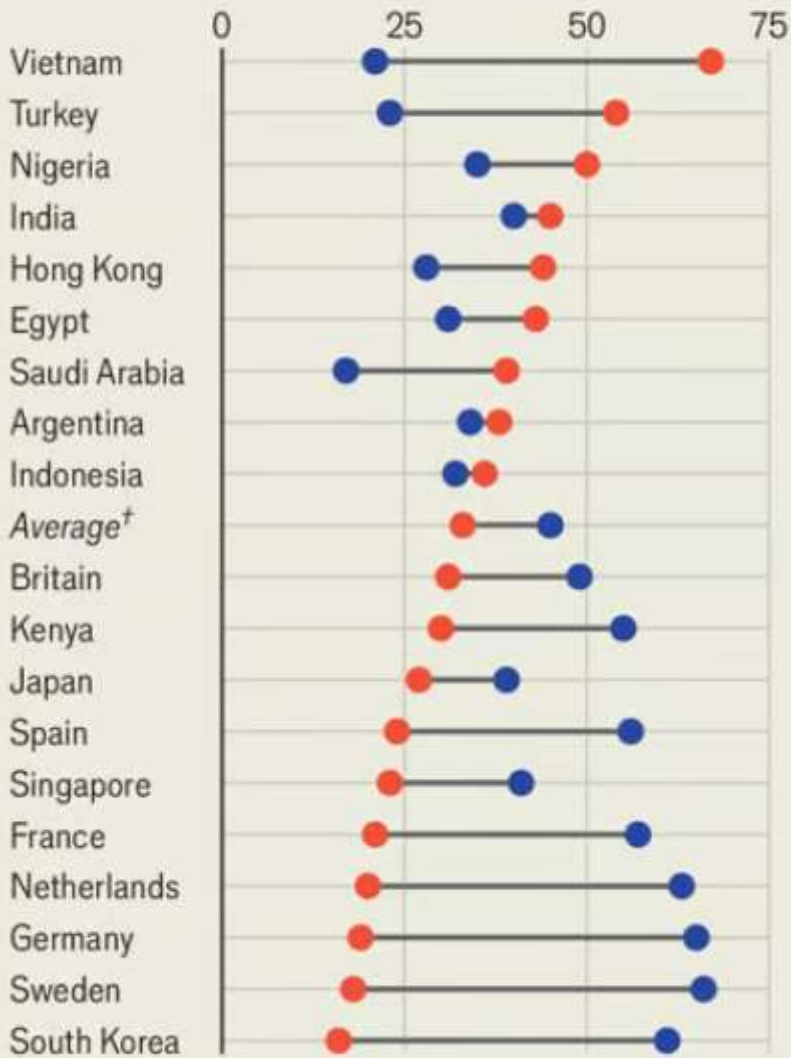
4 novembre: [What the world thinks of Trump...](#) (*The Economist*, Survey)

Top Trumps

1

Which party candidate would you prefer to see elected US president in 2024?*, % responding Jul-Aug 2024

● Republican ● Democratic



*Excluding "I prefer not to answer"

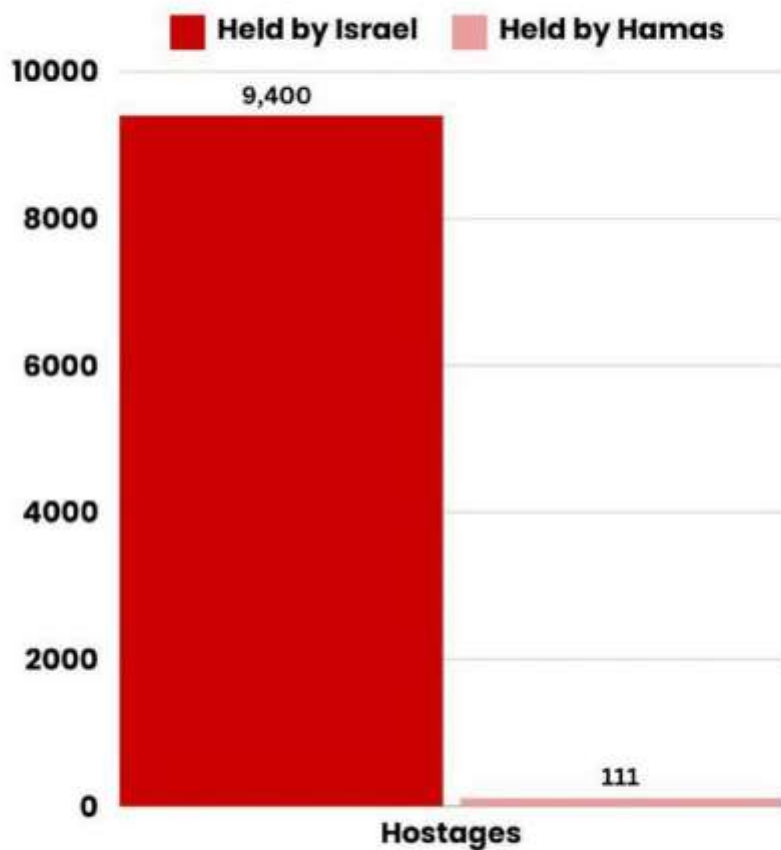
†30 countries and territories

Source: GlobeScan

3 novembre: [Patrick Klugman](#): "Madame [Rima Hassan] , vous êtes indigne. De grâce ne parlez plus de droit ni de justice. Dites simplement que vous souhaitez la mort des israéliens et la libération de ceux qui veulent les tuer."

Rima Hassan @RimaHas · Oct 31

Libérez TOUS les otages.



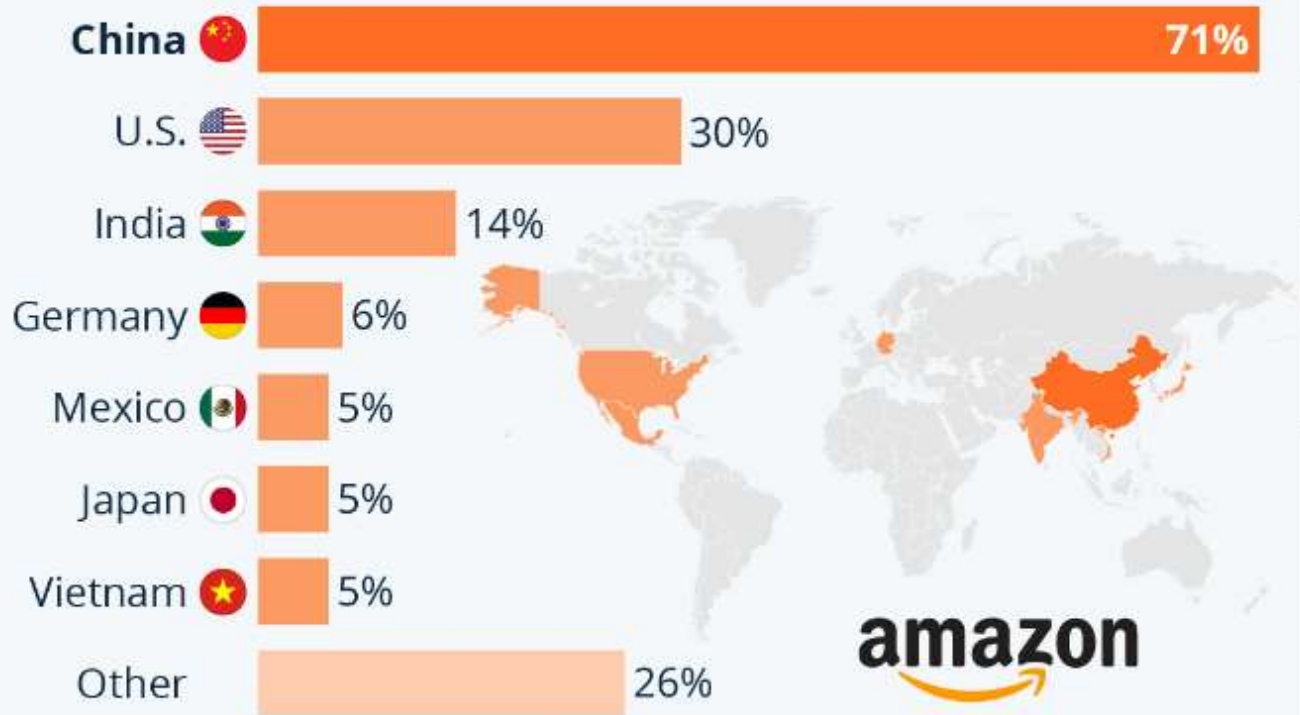
Sources: Associated Press (7/31/24) / Wall Street Journal (7/25/24)



1 novembre: [Made in China, Sold on Amazon](#) (Statista)

Made in China, Sold on Amazon

Share of items sold on Amazon, by country of origin*



* 1,064 first- and third-party sellers surveyed who have at least one product listed on Amazon; 2024

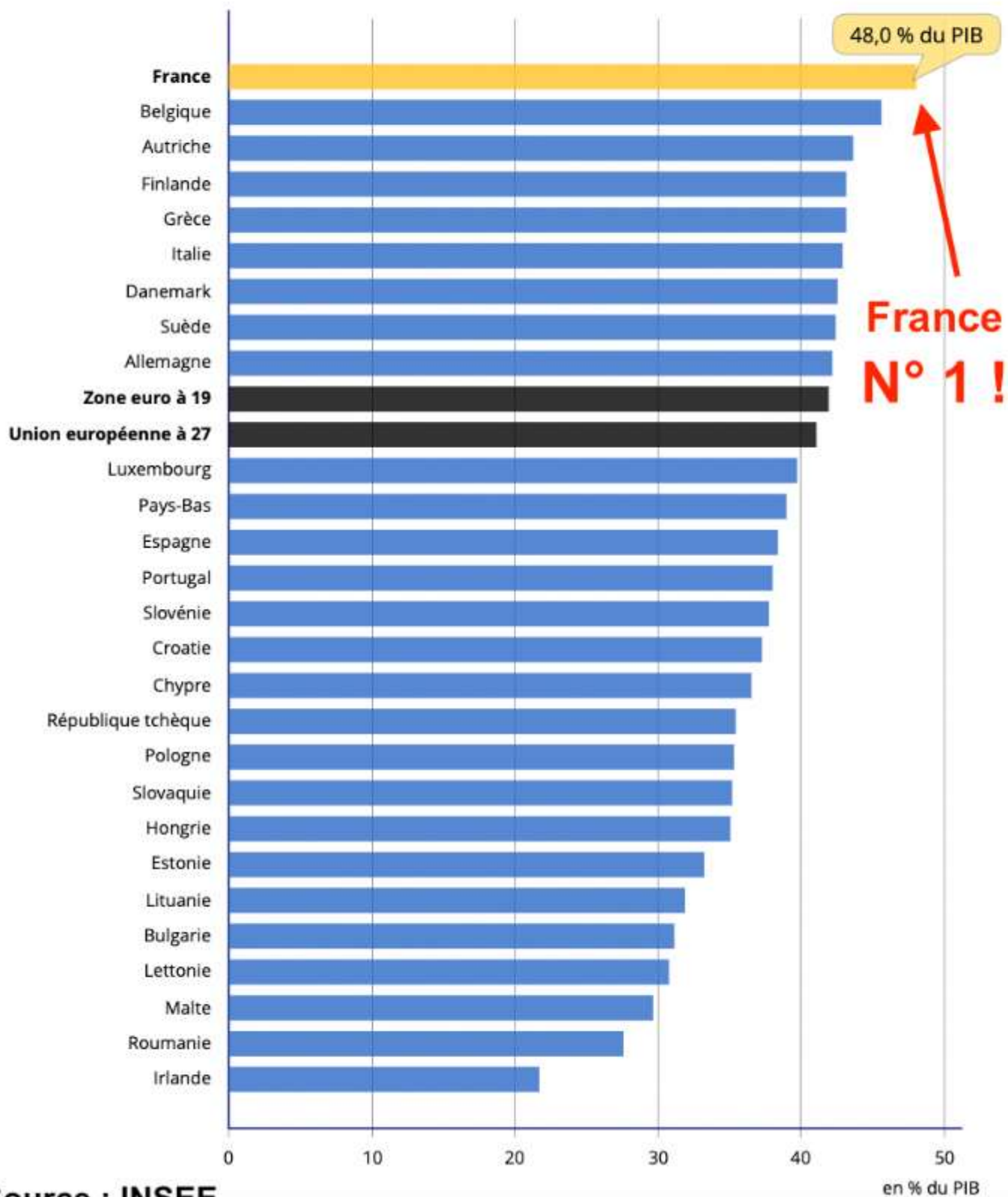
Source: Jungle Scout via ECDB



statista

31 octobre: Prélèvements obligatoires en Europe ([Le Blog de Nathalie MP](#))

Poids des prélèvements obligatoires au sein de l'Union européenne en 2022



30 octobre: [Pour un coup de tronçonneuse dans les dépenses publiques](#) (Contrepoints)



	<u>Dép. publiques</u> (En % PIB)	<u>Dep.sociales</u> (En % PIB)	<u>Dep.fonct.</u> (En % PIB)
France	57,3	33,4	23,9
Italie	55,2	30,7	24,5
Grèce	50,5	26,8	23,7
Allemagne	48,6	30,5	18,1
Suède	48,0	27,6	20,4
Danemark	47,2	29,4	17,8
Espagne	46,4	27,6	18,8
Pays Bas	43,5	27,9	15,6
Portugal	42,3	25,6	16,7
UE	49,4	28,7	20,7

(Source INSEE : Dep.Pub 2023 ; Dep.Sociales 2021)

On en est à 8 points de PIB de plus que la moyenne européenne. De telles dépenses nécessitent des prélèvements obligatoires extrêmement importants, qui sont les plus élevés d'Europe :

29 octobre: [Les États-Unis sont plus riches qu'en 2010...](#) (Le Figaro)

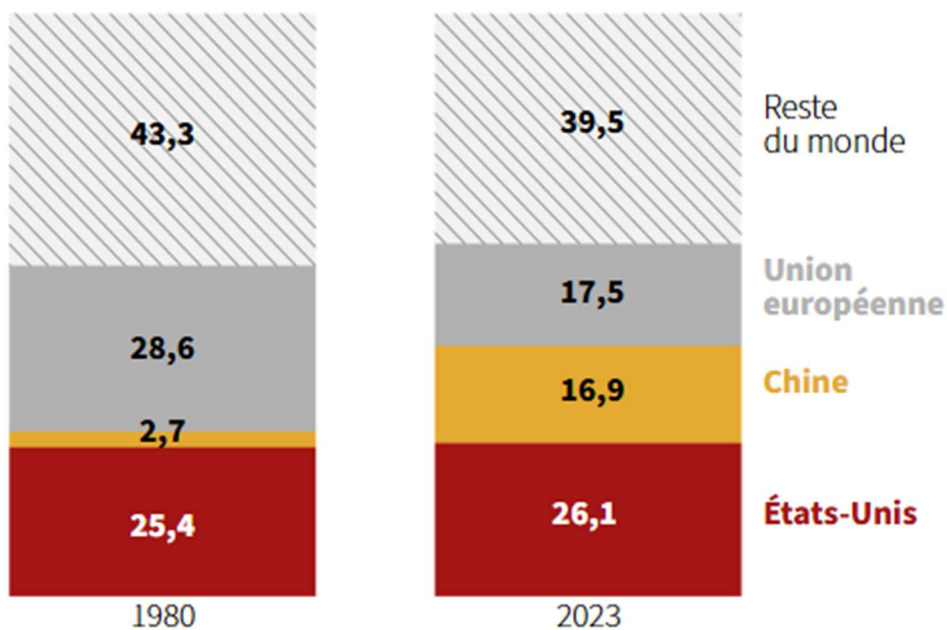
Les États-Unis sont plus riches qu'en 2010...

PIB réel par habitant
En base 100 = 2010



... et comptent toujours pour un quart de la richesse mondiale

Part du PIB mondial, en %



Source : Edmond de Rothschild, Economic research team



Prélèvements obligatoires

(en % du PIB)

France.....	48,0 %
Italie.....	42,9 %
Allemagne.....	42,1 %
Pays Bas.....	39,0 %
Espagne.....	38,3 %
UE.....	41,1 %

25 octobre: [Pour un coup de tronçonneuse dans les dépenses publiques](#) (Contrepoints)

Budget 2023

(milliards euros)

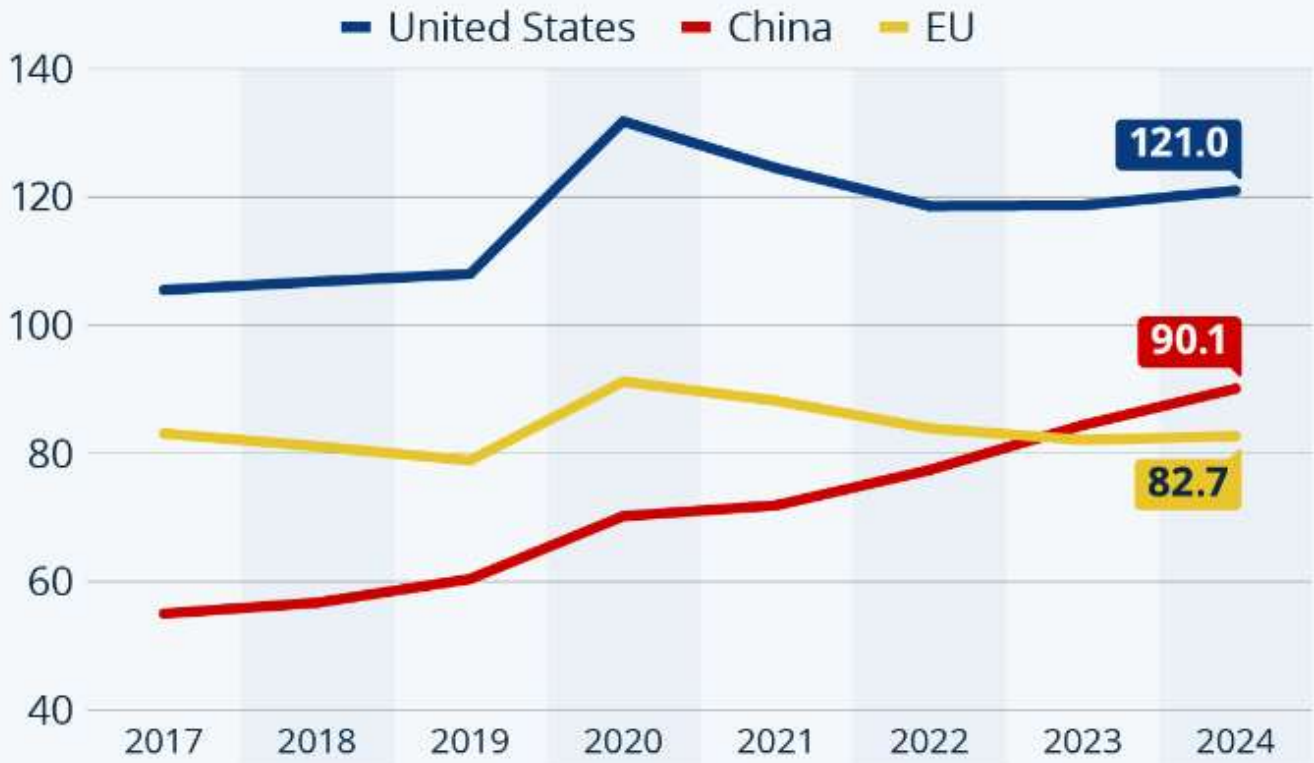
Recettes.....	1.462,1
Dépenses.....	1.617,3

Solde déficitaire	155,2

24 octobre: [Public Debt Edges Up in the U.S., EU and China](#) (Statista)

Public Debt Edges up in U.S., EU and China

Gross public debt (in % of gross domestic product)



As of Oct. 23, 2024

Source: IWF



statista

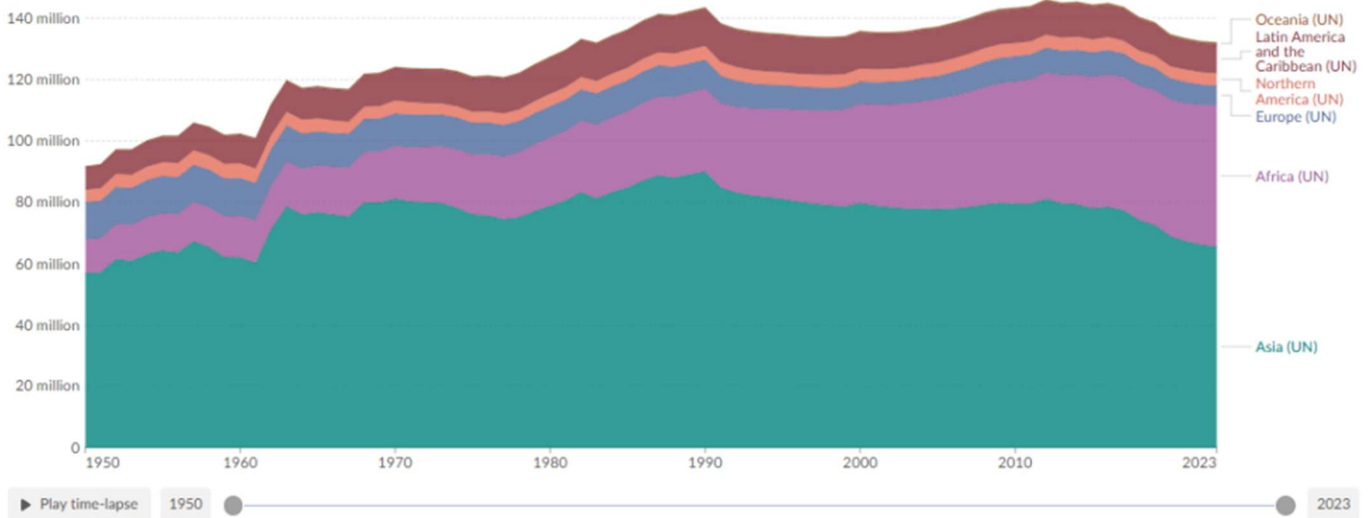
Births per year, by world region

Number of births recorded annually, based on the civil calendar year, spanning from January 1 to December 31.

Our World
in Data

Table Chart

Settings



Data source: UN, World Population Prospects (2024) - [Learn more about this data](#)
OurWorldinData.org/fertility-rate | CC BY

Download Share Enter full-screen

22 octobre: [Concern About Immigration Differs Widely](#) (Statista)

Concern About Immigration Differs Widely

Share of respondents in selected countries who think immigration is one of the biggest issues* (in percent)



* In their country, out of 18 issues surveyed

2,000-60,000 respondents (18-64 y/o) per country surveyed Apr. 2023-Mar. 2024

Source: Statista Consumer Insights

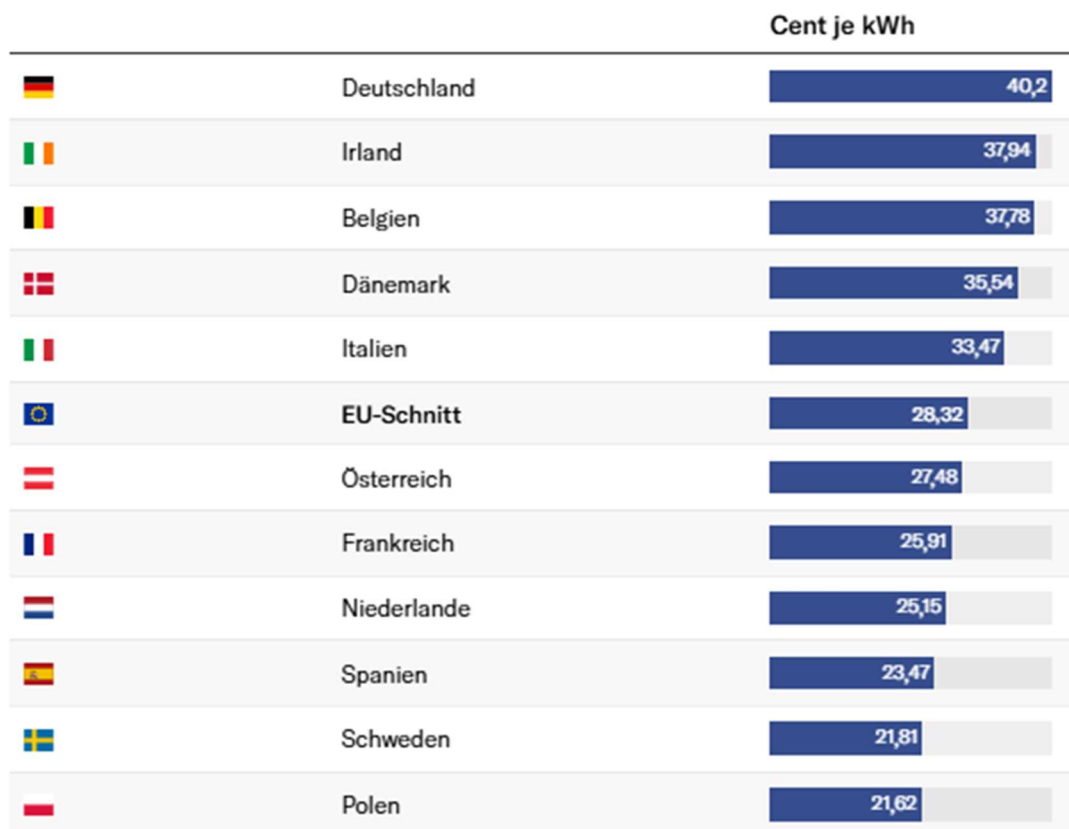


statista

21 octobre: [Les prix d'électricité en Europe \(NZZ\)](#)

Deutschland hat die höchsten Strompreise

So viel zahlten mittelgrosse Haushalte¹ im zweiten Halbjahr 2023 für Strom



¹ Bestandskunden mit einem Jahresverbrauch zwischen 2,5 und 5 MWh. Preise inklusive Steuern und Abgaben.

Stand: 25.4.2024

Quelle: Eurostat

NZZ / sih.

19 octobre: [Putin's plan to defeat the dollar](#) (The Economist)

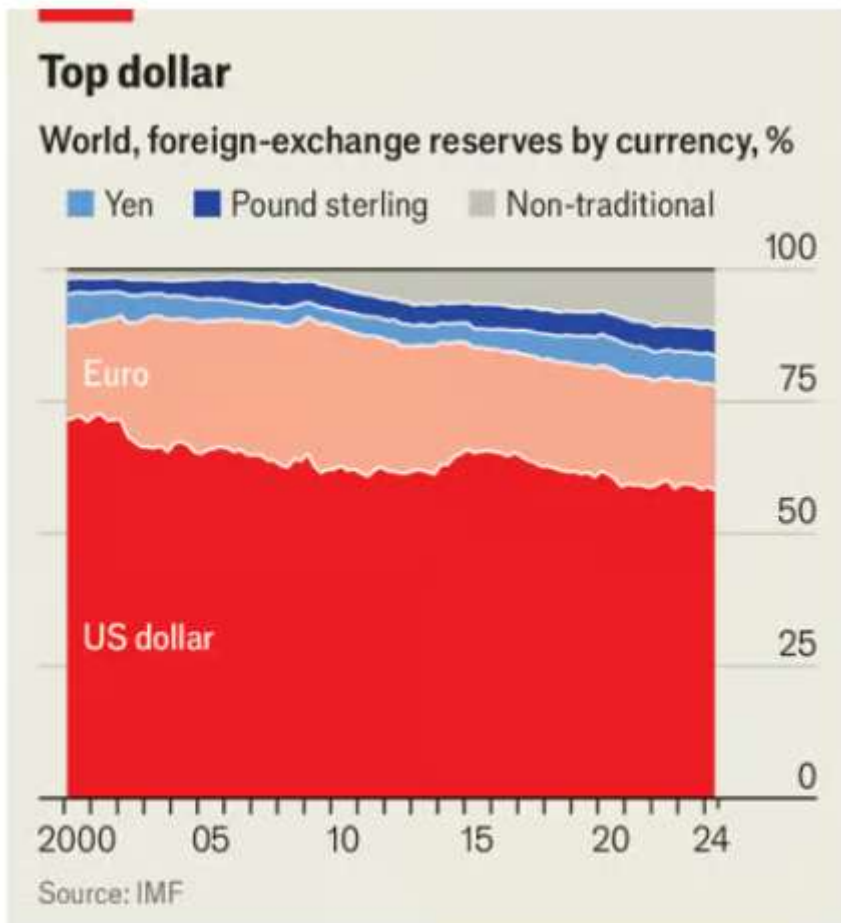
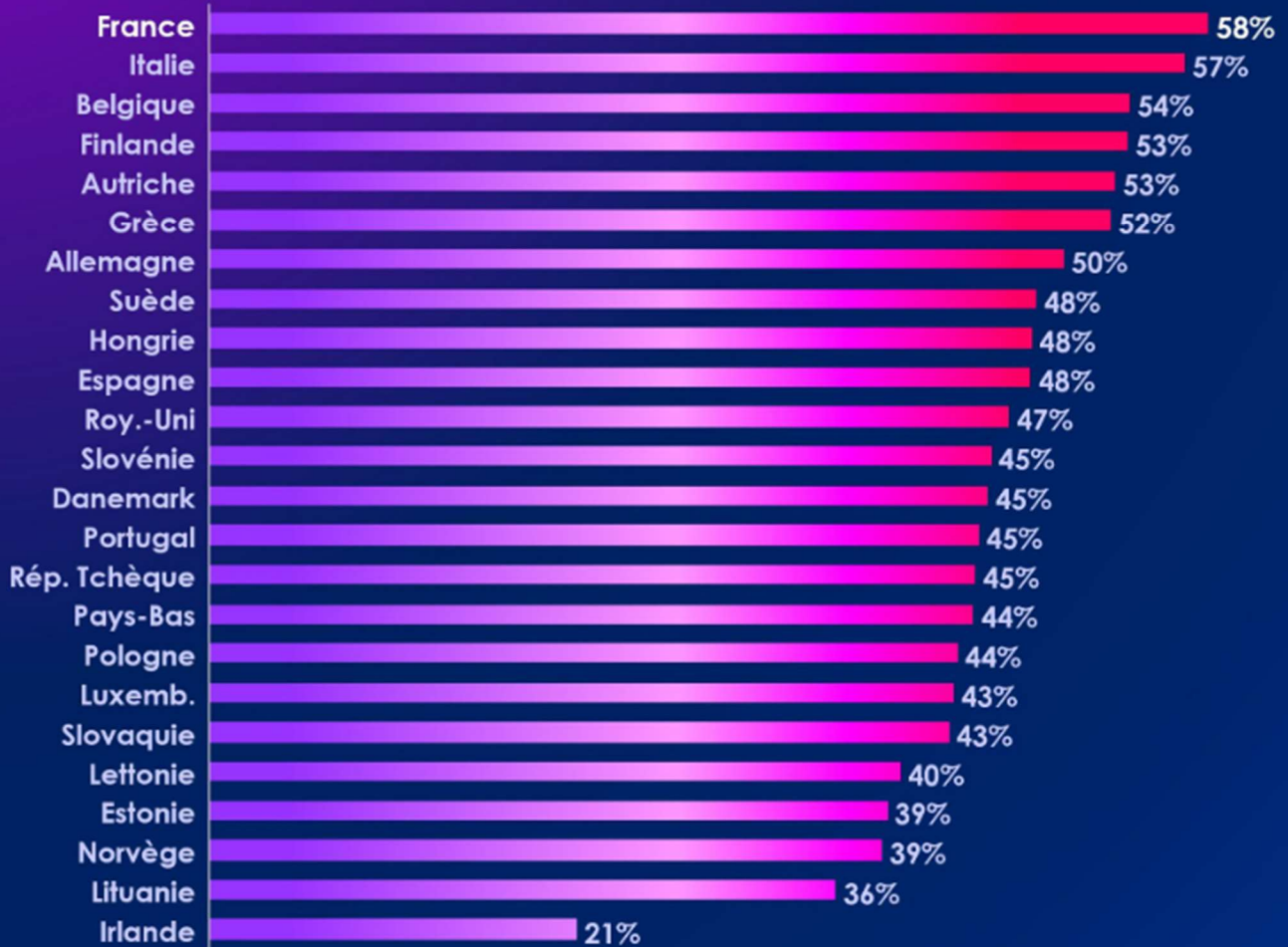


CHART: THE ECONOMIST

19 octobre: [Il n'y a qu'en France que la dépense publique est aussi élevée, en Europe...](#)

La France est le pays de l'UE où la dépense publique est la plus élevée, rapportée au PIB

Ratio dépense publique / PIB, %, 2022



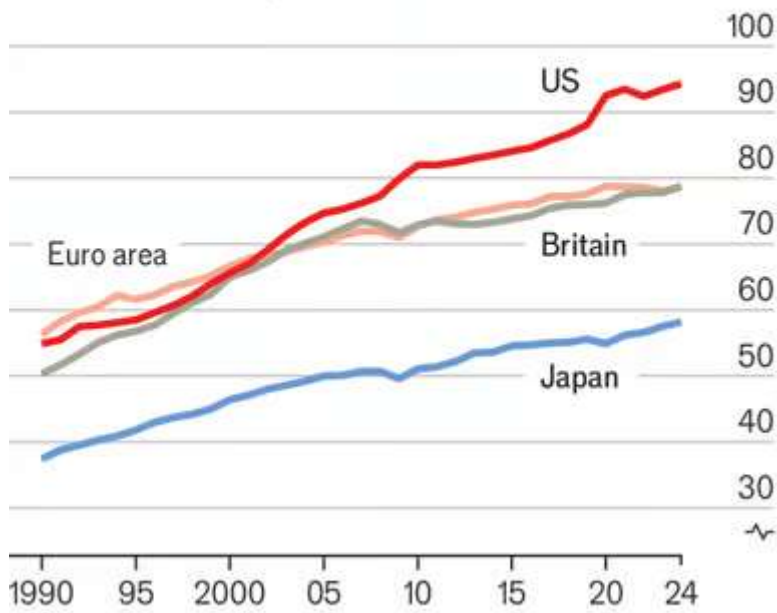
Source : Eurostat, "Déficit/surplus, dette et données associées du gouvernement", table gov_10dd_edpt1 (ec.europa.eu/eurostat/databrowser/view/gov_10dd_edpt1/)

@Marc_Vanguard

18 octobre: [American productivity still leads the world](#) (The Economist)

American know-how

Labour productivity per hour worked
2022 international \$*



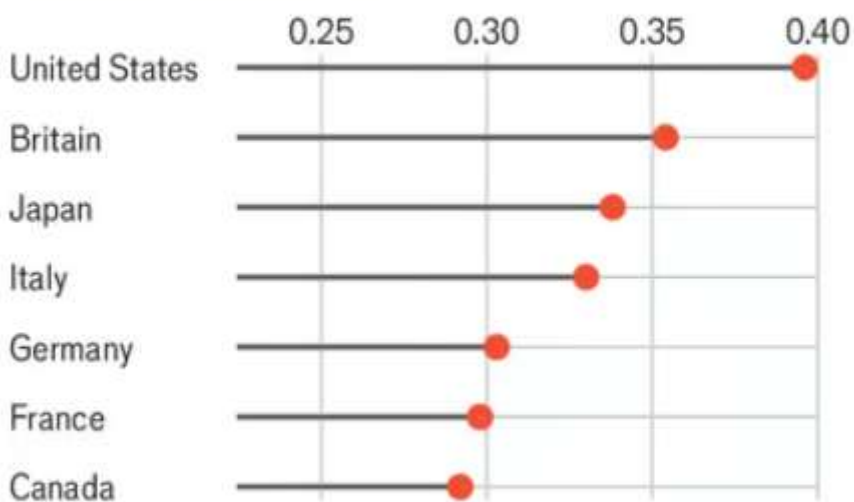
Source: The Conference Board

*At purchasing-power parity

17 octobre: [Is higher inequality the price America pays for faster growth?](#) (The Economist)

Some are more unequal than others

G7, Gini coefficients*, 2022 or latest available
Maximum income inequality=1



Source: OECD

*After taxes and transfers

CHART: THE ECONOMIST

16 octobre: [Mein Gott! Germany's economy goes from bad to worse](#) (The Economist)

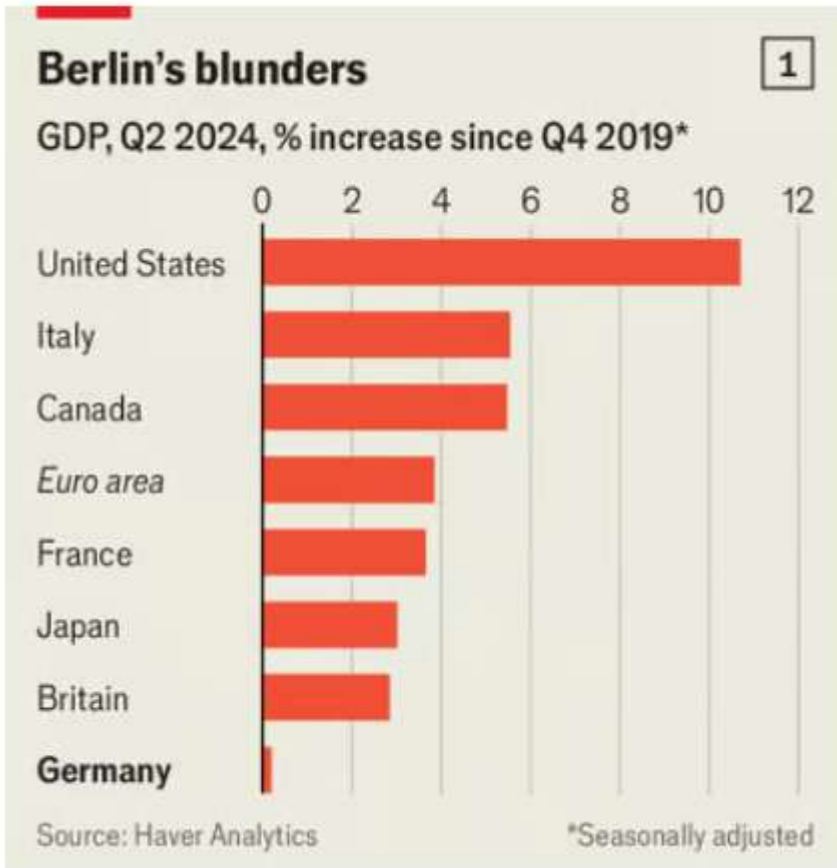


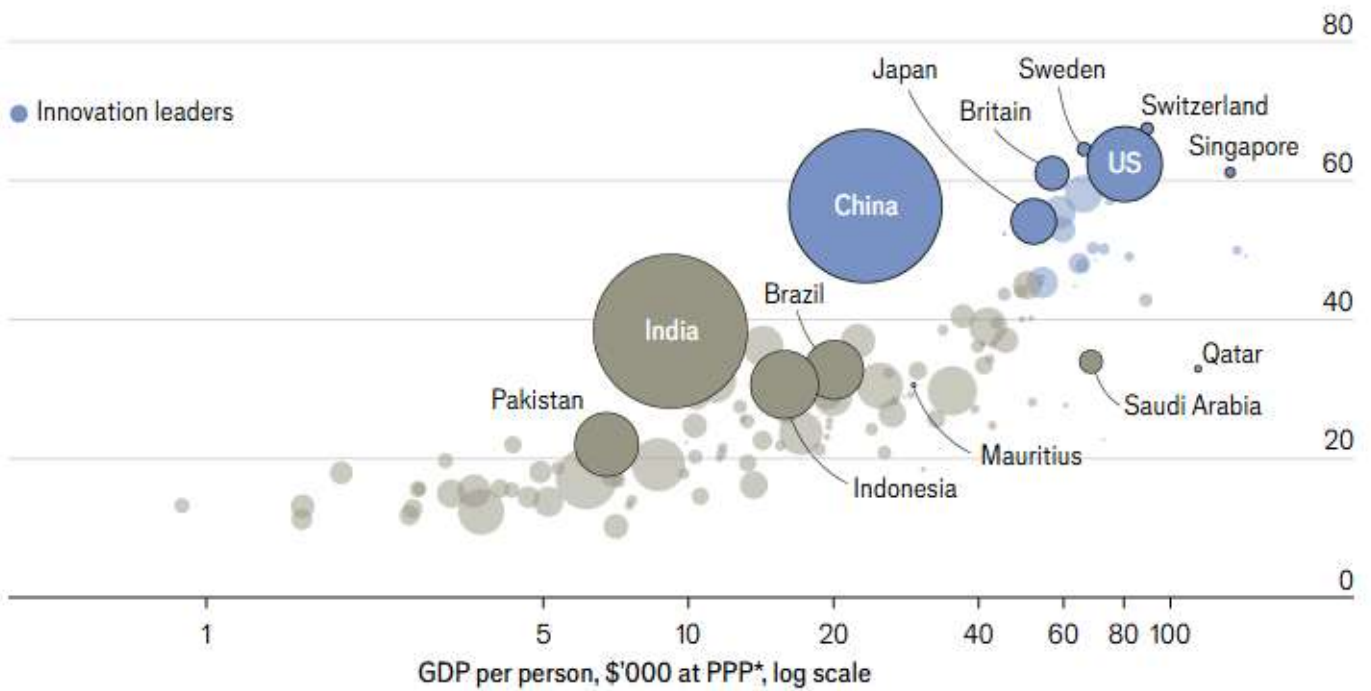
CHART: THE ECONOMIST

15 octobre: The world's most innovative countries (The Economist)

The Swiss spot

Global Innovation Index score, 2024

Circle size=population



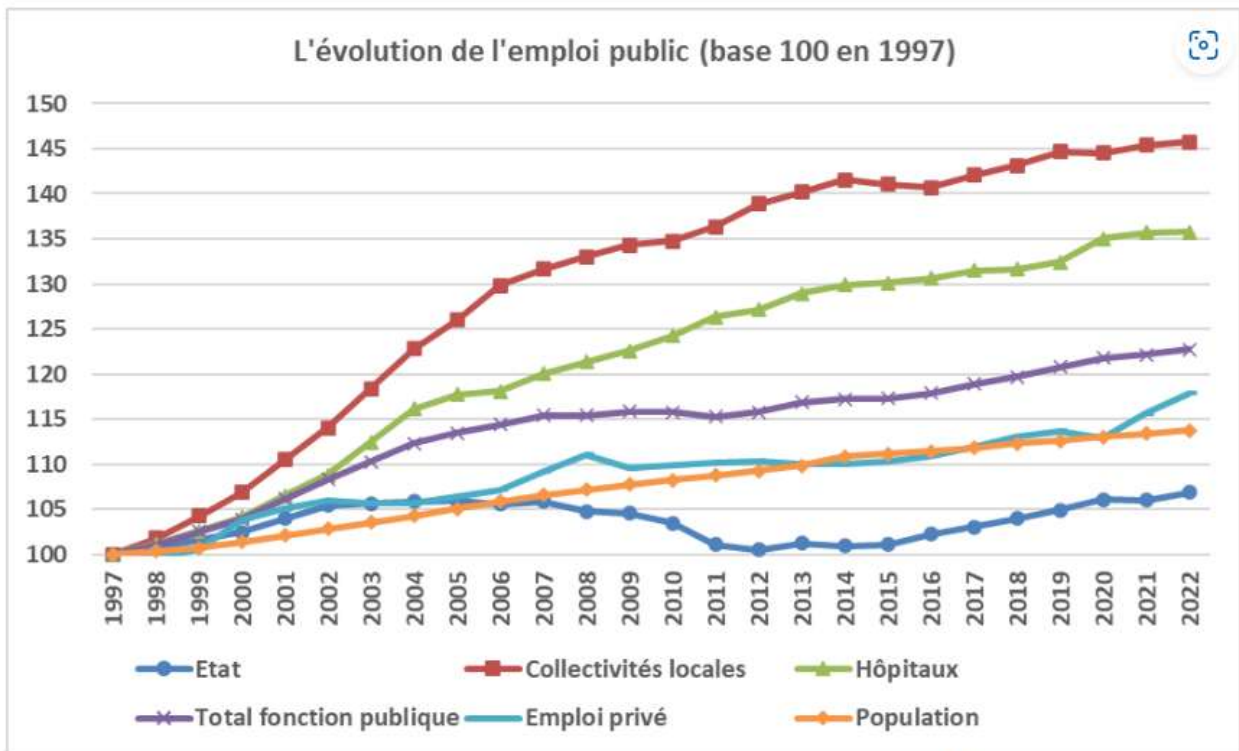
Top innovation leaders

1 Switzerland Index score 67.5	2 Sweden 64.5	3 United States 62.4	4 Singapore 61.2	5 Britain 61.0
-----------------------------------	------------------	-------------------------	---------------------	-------------------

Source: Global Innovation Index, WIPO, 2024

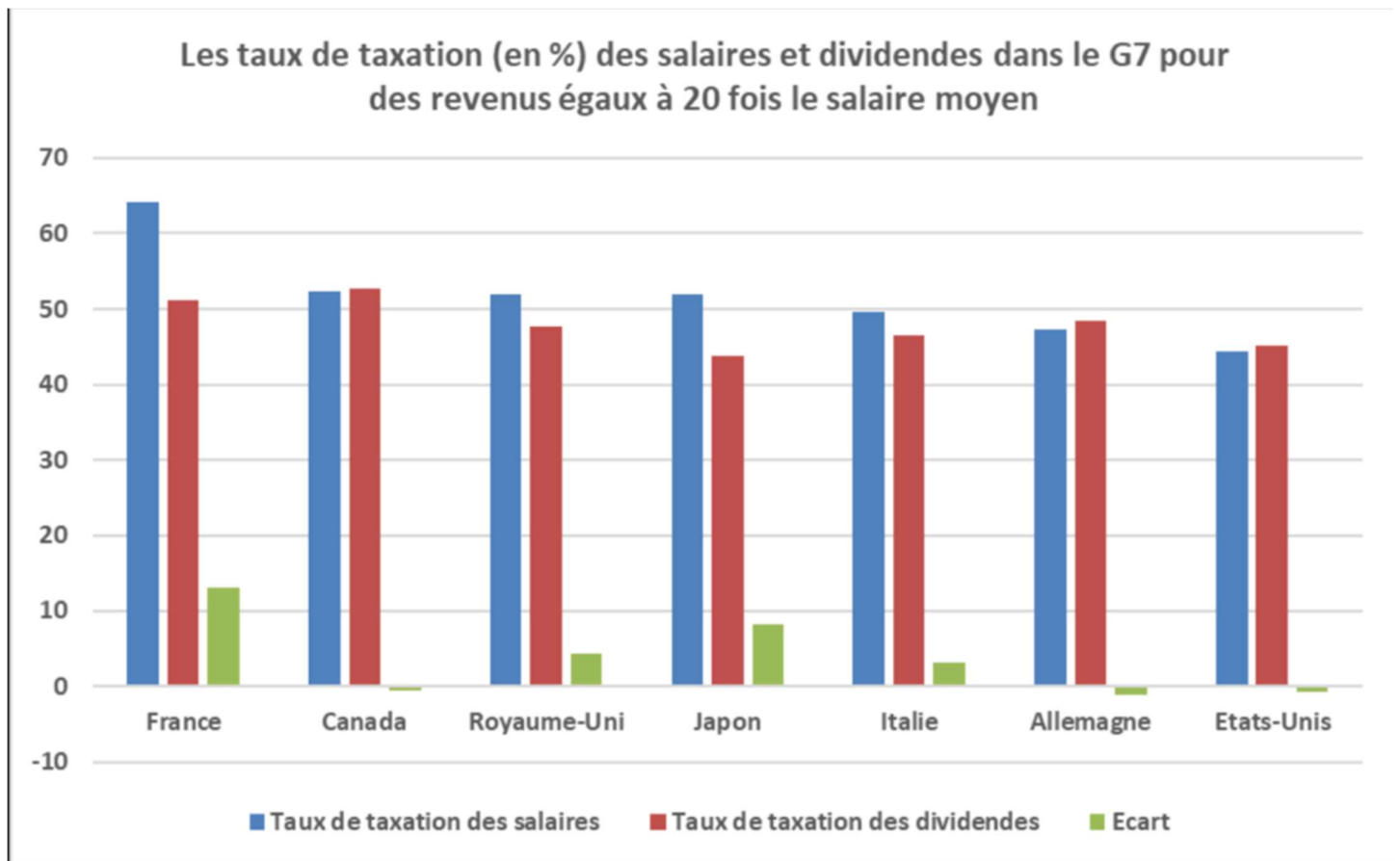
*Purchasing-power parity

14 octobre: Quelle a été l'évolution des effectifs de la fonction publique de 1997 à 2022 ? (Fipeco)



Source : rapport de 2023 sur l'état de la fonction publique et Insee informations rapides d'avril 2024 ; corrigé pour tenir compte des 140 000 emplois transférés de 2006 à 2010 entre les fonctions publiques d'Etat et territoriale ; hors emplois aidés ; FIPECO.

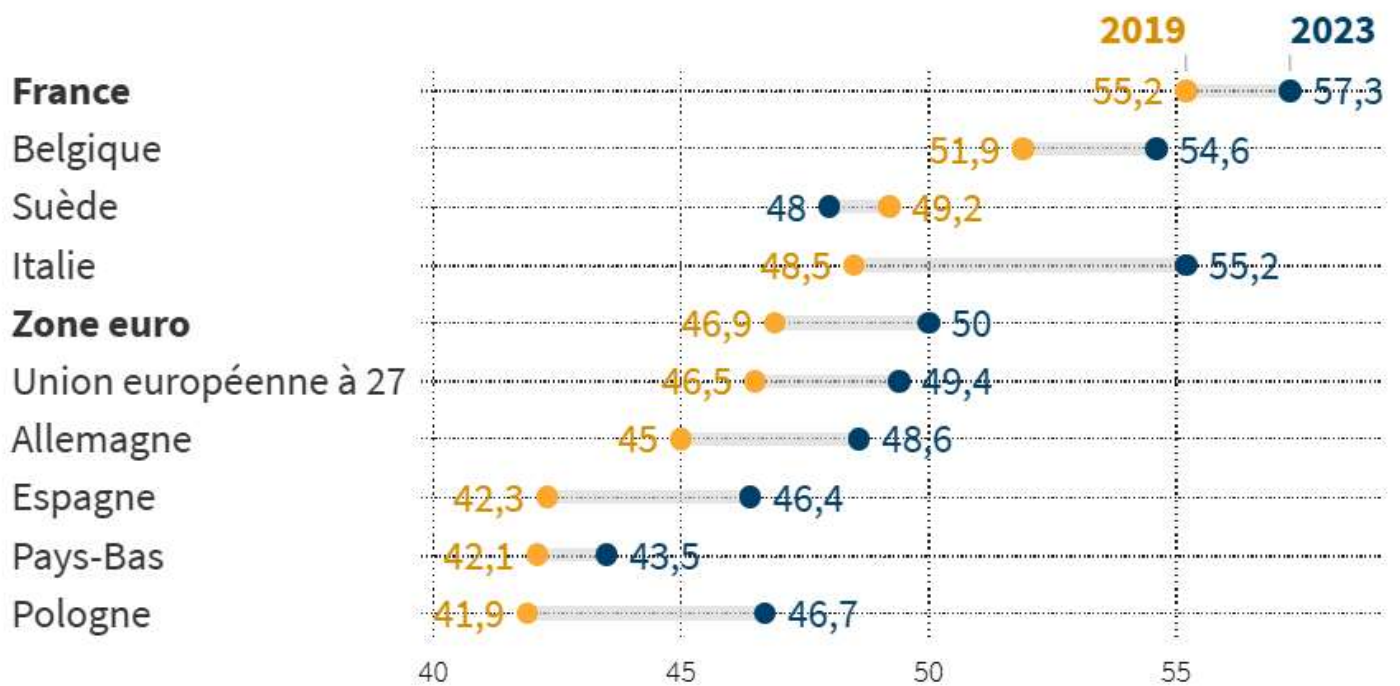
11 octobre: [Dans ma nouvelle note sur le site de FIPECO je compare la taxation des salaires et des dividendes en France et dans les pays de l'OCDE](#)



10 octobre: [Les pays européens dépendent de plus en plus \(Le Figaro\)](#)

Les pays européens dépensent de plus en plus

Les dépenses publiques en % du PIB



Source: Eurostat



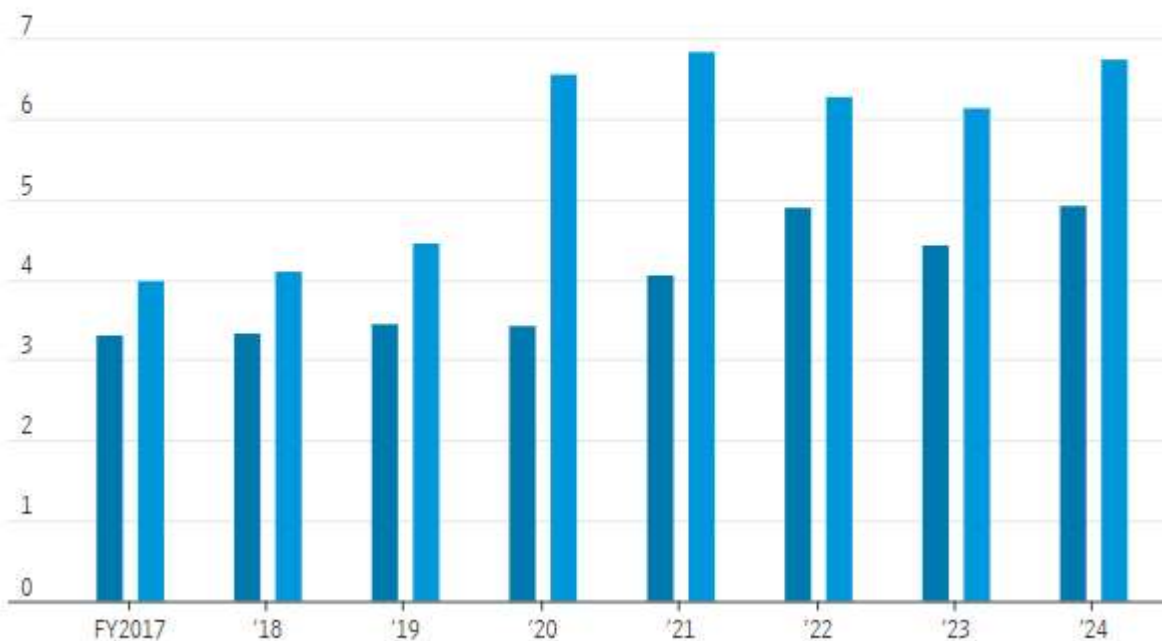
9 octobre: [Federal Deficit Hit \\$1.8 Trillion for 2024, CBO Says \(WSJ\)](#)

U.S. Budget Deficits

Annual federal revenue and spending

■ Revenue ■ Spending

\$trillion



Source: Office of Management and Budget (through FY2023); Congressional Budget Office (FY 2024)

8 octobre: [How bond investors soured on France](#) (The Economist)



CHART: THE ECONOMIST

7 octobre: « On sait que quand on commence à s'en prendre à quelqu'un parce qu'il est Juif, c'est le signe d'un déploiement de la haine qui bientôt frappera tout le monde. » [@DominiqueReynie](#) dans le Temps de l'Info sur [@LCI](#)

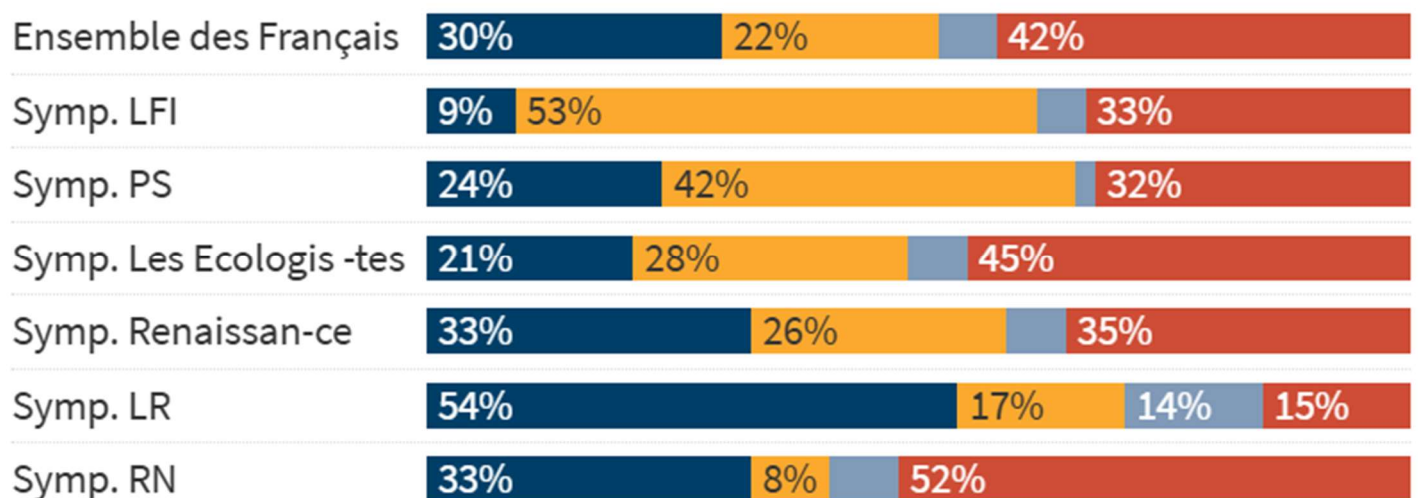


5 octobre: [Liban : les Français divisés sur la responsabilité du Hezbollah ou d'Israël dans le conflit](#) (Le Figaro)

Des avis divergents selon l'affiliation politique

Selon vous, parmi les acteurs suivants, lequel est le principal responsable des affrontements actuels au Liban ?

■ Le mouvement Hezbollah ■ Israël ■ L'Iran ■ Vous ne savez pas



4 octobre: Economic Inequality: [Gini coefficient, 2022](#) (Our World in Data)


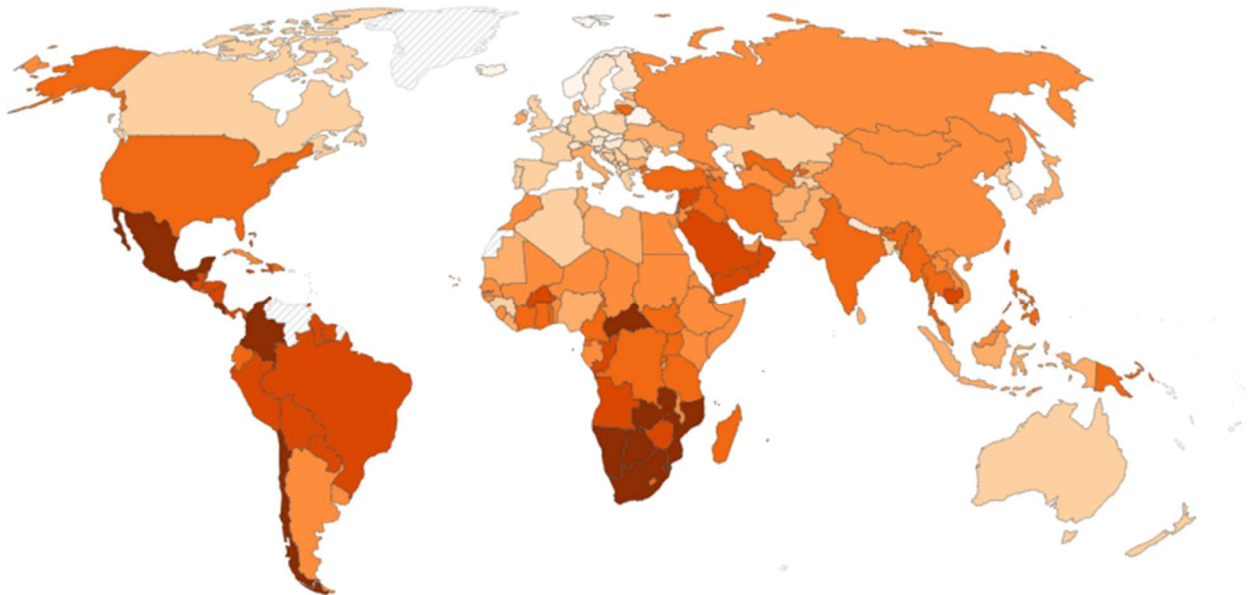
Gini coefficient, 2022

Our World
in Data

The Gini coefficient measures inequality on a scale from 0 to 1. Higher values indicate higher inequality. Inequality is measured here in terms of income before taxes and benefits.

Table Map Chart

World



Play time-lapse

1905

2022

Data source: World Inequality Database (WID.world) (2024) - [Learn more about this data](#)

Note: Income is measured before payment of taxes and non-pension benefits, but after the payment of public and private pensions.

CC BY



3 octobre: [La jeunesse désœuvrée](#) (Commentaire)

TABLEAU 5

La jeunesse désœuvrée ou NEET (en % de la cohorte, 2022)

	15-19 ans	20-24 ans
France	6,354	16,66
Allemagne	4,635	8,88
Italie	13,943	26,4
Espagne	7,48	18,63
Pays-Bas	1,812	4,35
Suède	3,71	9,71
Moyenne de l'OCDE	8,021	14,31

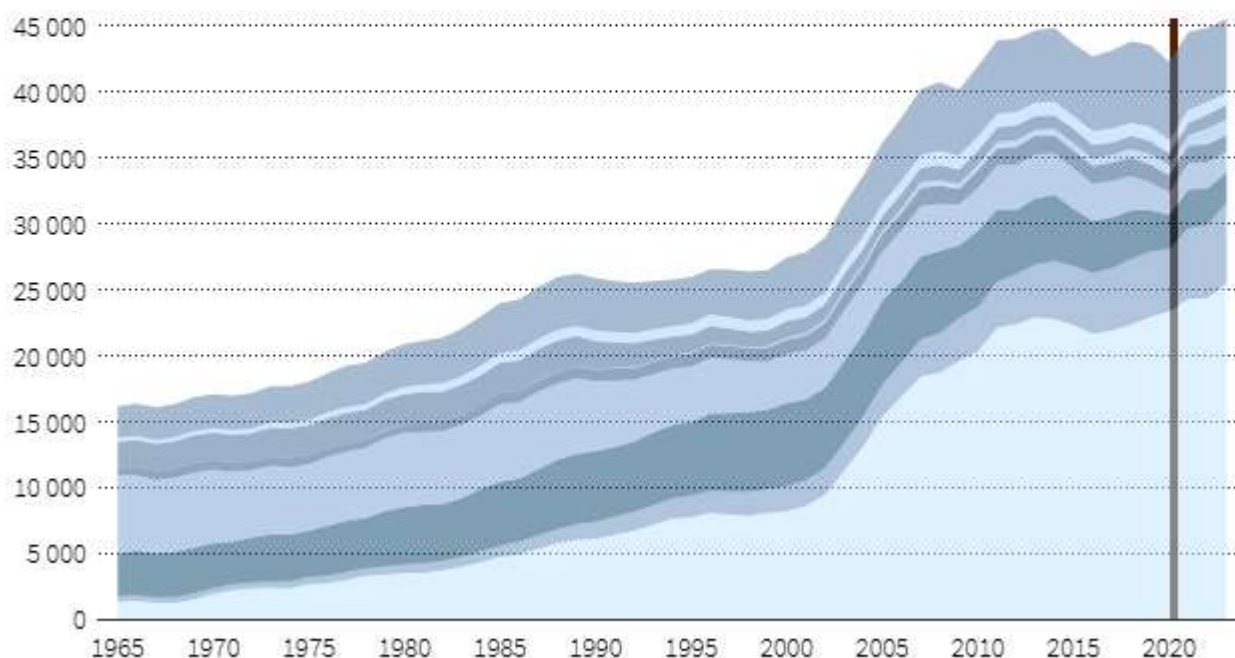
Source: OCDE.

2 octobre: [Le charbon, combustible fossile le plus polluant, est loin d'avoir tiré sa révérence](#) (Le Figaro)

Une consommation de charbon à son plus haut historique en 2023

Évolution de la consommation de charbon entre 1965 et 2023 par pays, en terawatt-heure (TWh)

Chine Inde États-Unis UE à 27 et Royaume-Uni Japon Indonésie
Russie (estimation avant 1985) Afrique du Sud Reste du monde



Source: Our World in data



1 octobre: Productivité et taux d'emploi en France... et chez ses voisins ([L'économie française telle qu'elle est](#)", de Cédric Argenton (Commentaire))

TABLEAU 1 Production, productivité et heures travaillées

	PIB par habitant (en dollars PPA, 2022 ou dernier chiffre connu)	Produit par heure travaillée (en dollars PPA, 2022 ou dernier chiffre connu)	Nombre annuel d'heures travaillées par personne en emploi (2022 ou dernier chiffre connu)
France	54 989	65,16	1 511
Allemagne	63 522	68,54	1 341
Italie	52 803	54,21	1 695
Espagne	46 491	53,08	1 644
Pays-Bas	70 861	69,66	1 427
Suède	65 157	74,74	1 441
Moyenne de l'OCDE	54 053	53,44	1 752
Moyenne de la zone euro	56 873	60,84	n. d.

Source : OCDE.

TABLEAU 2 Taux d'emploi (en % ayant travaillé au moins une heure, 2022 ou dernier chiffre disponible)

	15-64 ans	55-64 ans	15-24 ans
France	67,25	56,85	34,9
Allemagne	75,6	73,33	50,42
Italie	58,25	55	19,8
Espagne	62,73	57,67	22,98
Pays-Bas	80,15	73,15	75,5
Suède	75,38	77,33	44,56
Moyenne de l'OCDE	67,68	62,9	42,79
Moyenne de la zone euro	67,9	62,55	36,2

Source : OCDE.

GRAPHIQUE 1

PIB par habitant de la France rapporté à celui de l'Europe occidentale (1970-2018)



PIB par habitant de la France rapporté à celui de l'Europe occidentale (1970-2018)

SOURCE : GRONINGEN GROWTH AND DEVELOPMENT CENTRE, Maddison Project Database, version 2018, Real GDP per capita in 2011 US dollars, 2011 benchmark (rgdnpnnc).

27 septembre: [La charge de la dette va atteindre des sommets](#) (Le Figaro)

La charge de la dette va atteindre des sommets

Évolution de la charge de la dette de l'État en milliards d'euros

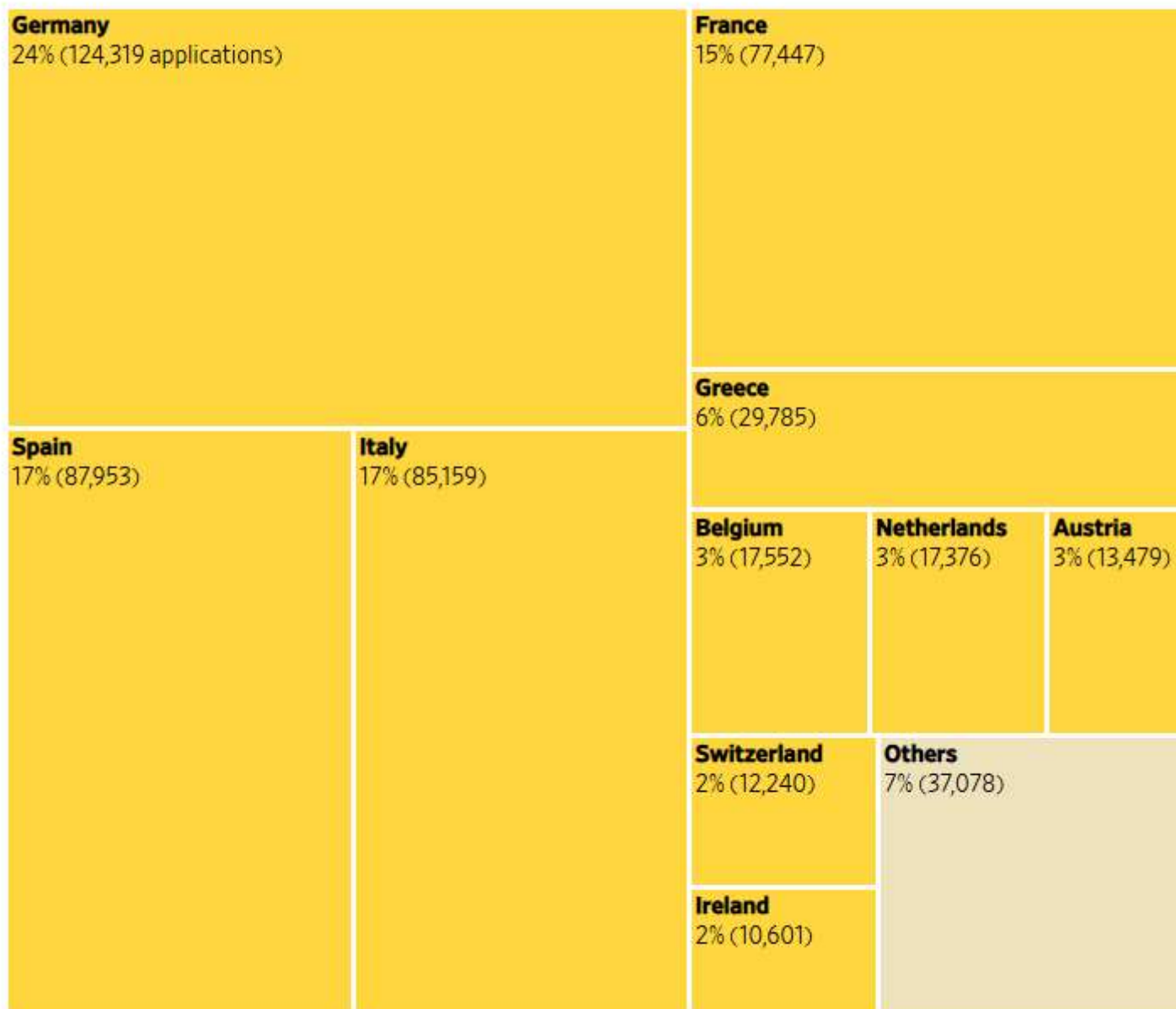


Source : La loi de programmation des finances publiques



27 septembre: [Europe Grasps for Ways to Stop the Migrant Surge](#) (WSJ)

Share of EU asylum applications by country, January to June 2024



Note: Data as of July 30, 2024

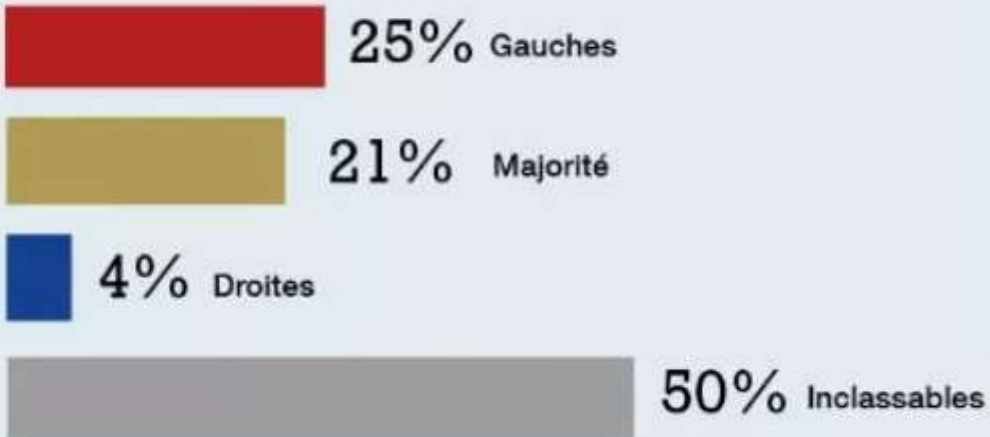
Source: European Union Agency for Asylum

26 septembre: [L'institut libéral Thomas More a passé au crible 587 intervenants dans les programmes de trois chaînes et trois stations du service public. \(Le Figaro Magazine.\)](#)

AUDIOVISUEL PUBLIC

POSITIONNEMENT IDÉOLOGIQUE DES INTERVENANTS*

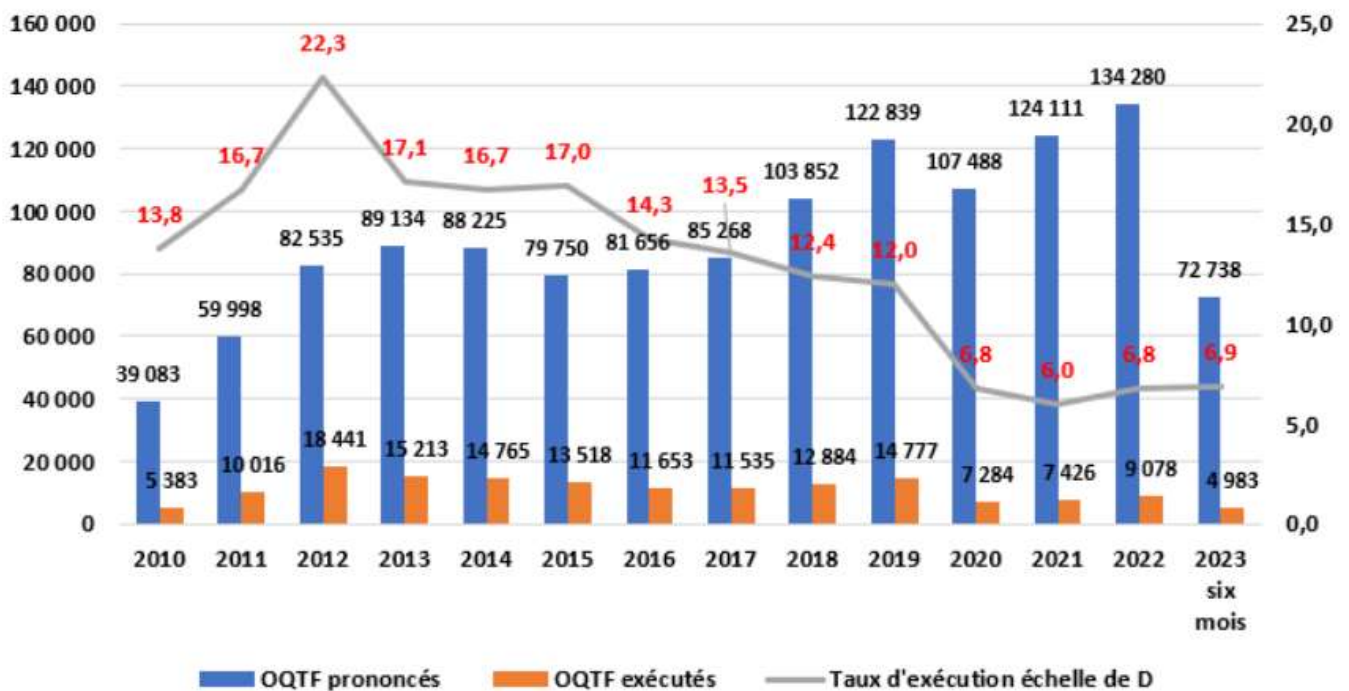
(SEMAINE DU 19 AU 23 FÉVRIER 2024)



* SUR FRANCE 2, FRANCE 5, FRANCE INFO TV, FRANCE INFO RADIO, FRANCE CULTURE ET FRANCE INTER

25 septembre: [Retours forcé à la frontière et OQTF : le bilan chiffré](#) | [Fondation IFRAP](#)

Taux d'exécution des OQTF 2010-2023



Source: Ministère de l'Intérieur d'après les questionnaires des rapporteurs.

24 septembre: [Governments are bigger than ever. They are also more useless](#) (The Economist)

False economy

OECD countries*, government share of R&D spending, %



Sources: OECD; *The Economist*

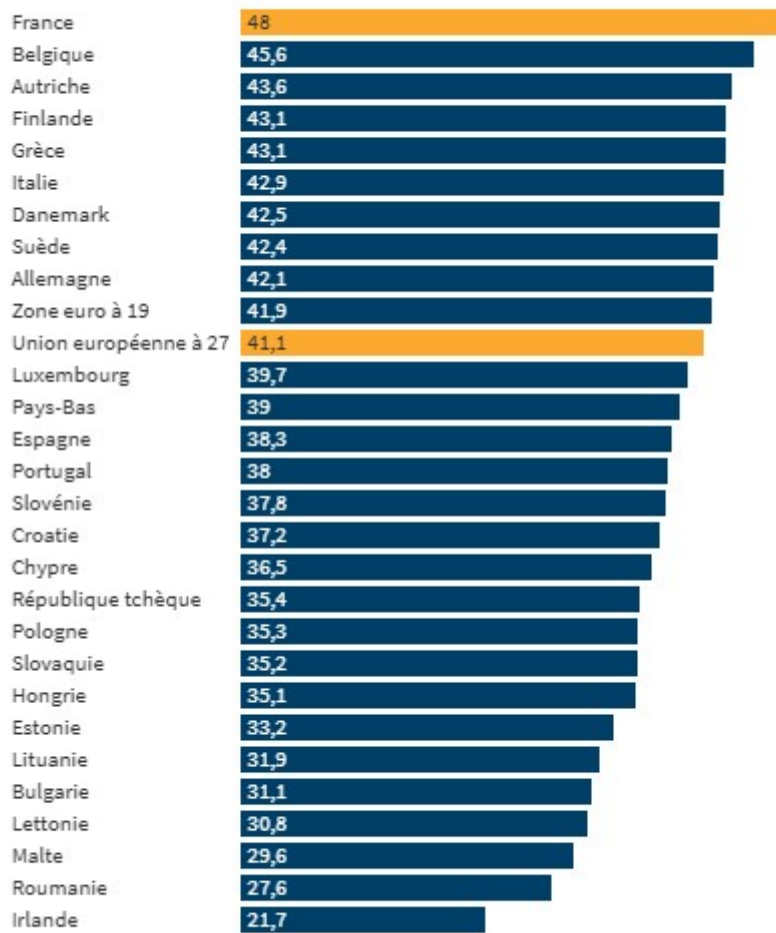
*Where data is available

CHART: THE ECONOMIST

23 septembre: Poids des prélèvements obligatoires au sein de l'Union européenne ([Le Figaro](#))

Poids des prélèvements obligatoires au sein de l'Union européenne

En % du PIB en 2022



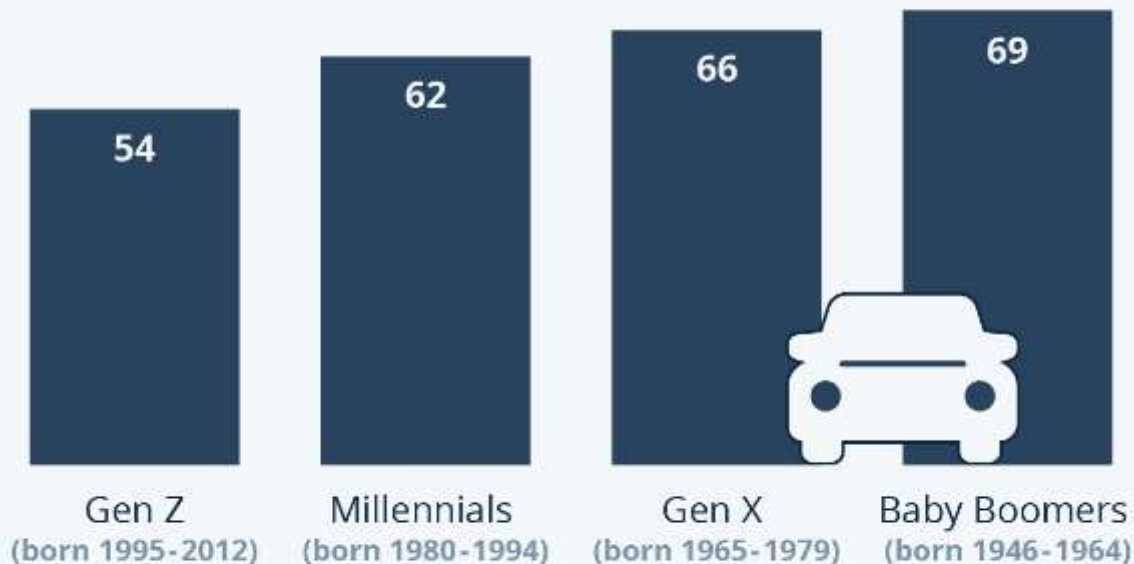
Source: Eurostat



20 septembre: [Owning a Car Is Less Important To Younger Generations](#) (Statista)

Owning a Car Is Less Important To Younger Generations

Share of respondents in the U.S. who think owning a car is important, by generation (in %)



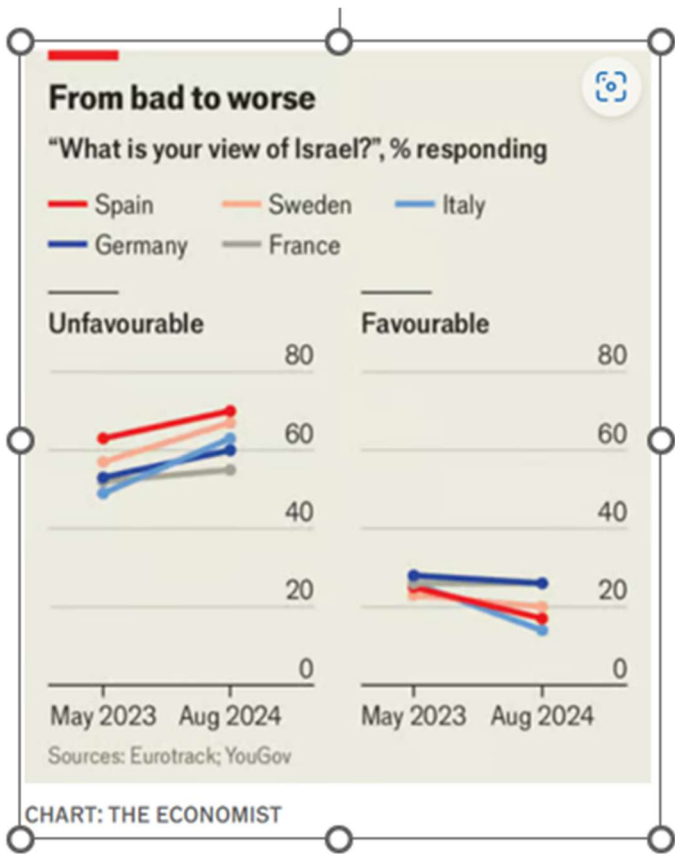
10,073 respondents (18-64 y/o) surveyed Jul. 2023-Jun. 2024

Source: Statista Consumer Insights



statista

19 septembre: "[What is your view of Israel?](#)" (The Economist)

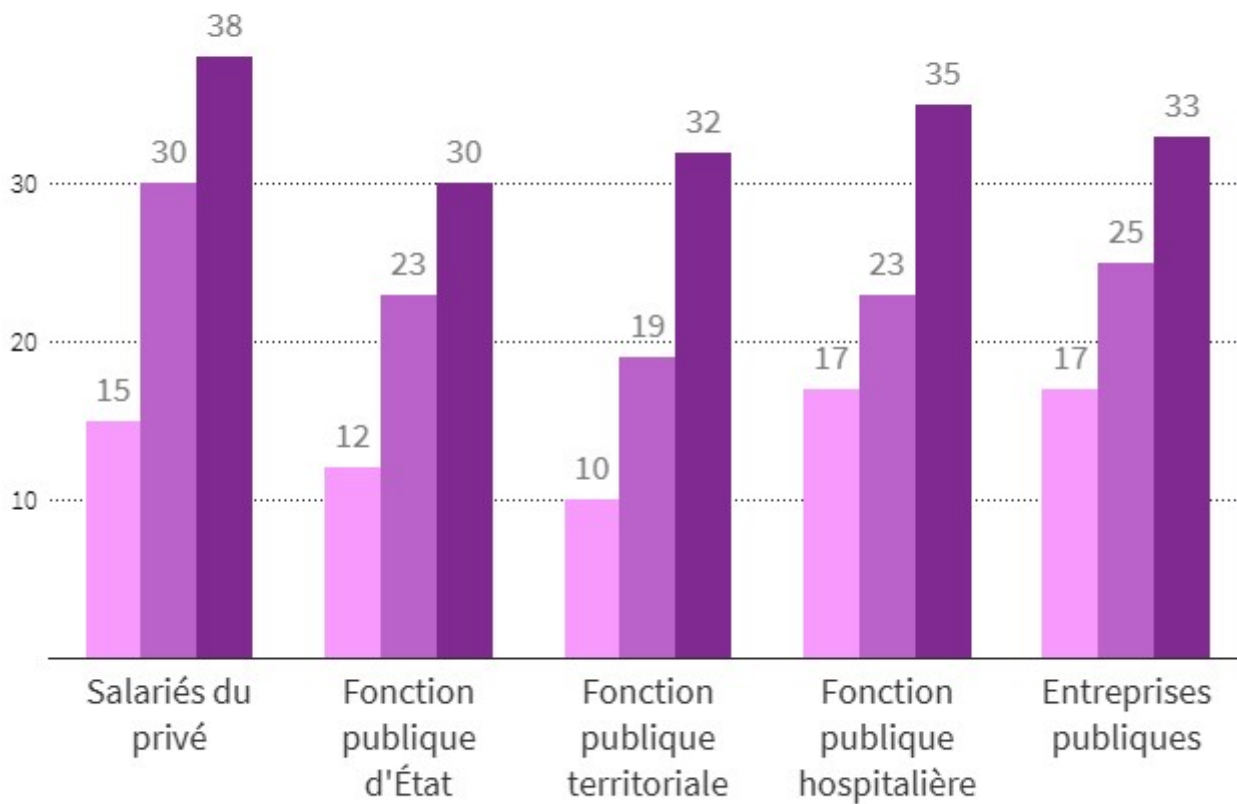


18 septembre: [La gauche recule au profit du RN chez les fonctionnaires \(Le Figaro\)](#)

La fin de la gauche d'État

Vote pour les candidats d'extrême droite au 1er tour des législatives par secteur d'activité, en % des suffrages exprimés

■ 2017 ■ 2022 ■ 2024

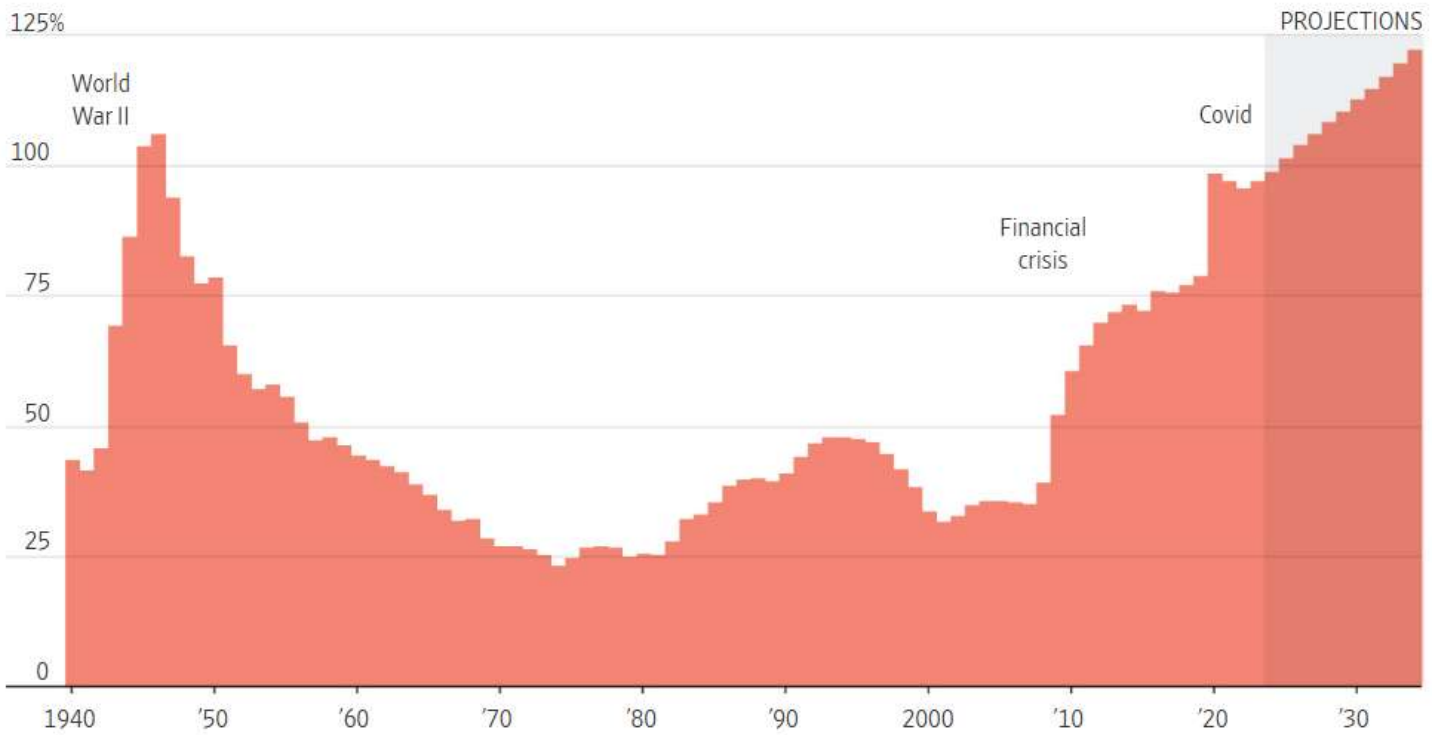


Source: Luc Rouban, SciencesPo-Cevipof



17 septembre: [Federal Debt in the US Is Soaring \(WSJ\)](#)

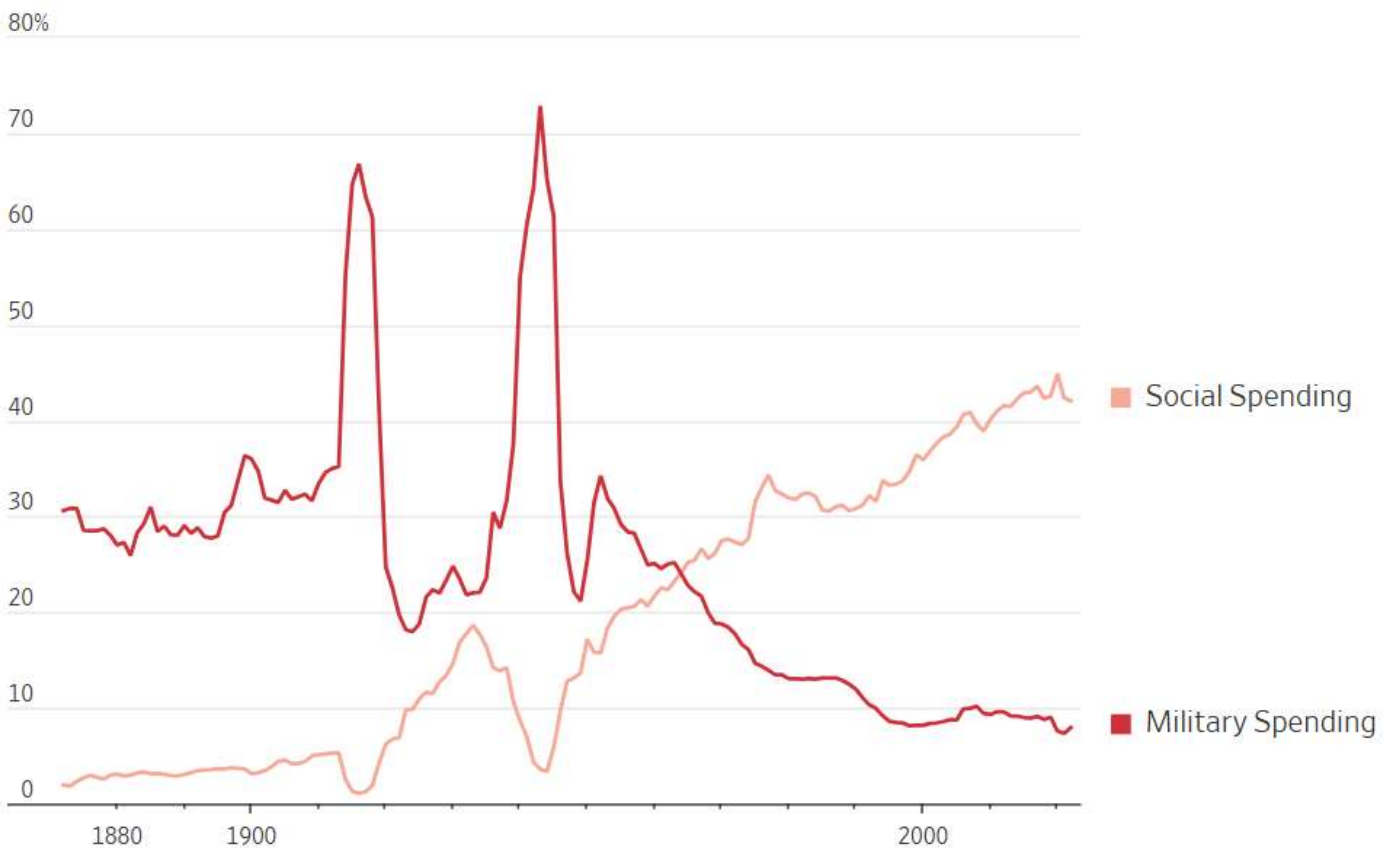
Publicly held debt as a share of GDP



Sources: Office of Management and Budget (actual); Congressional Budget Office (projections)

14 septembre: [Europe Has a Painful Choice: War vs. Welfare](#) (Wall Street Journal)

Average military and social expenditures in Group of 7 countries, 1870-2022



Note: percentage of central government budget

Source: Marzian and Trebesch (2024)

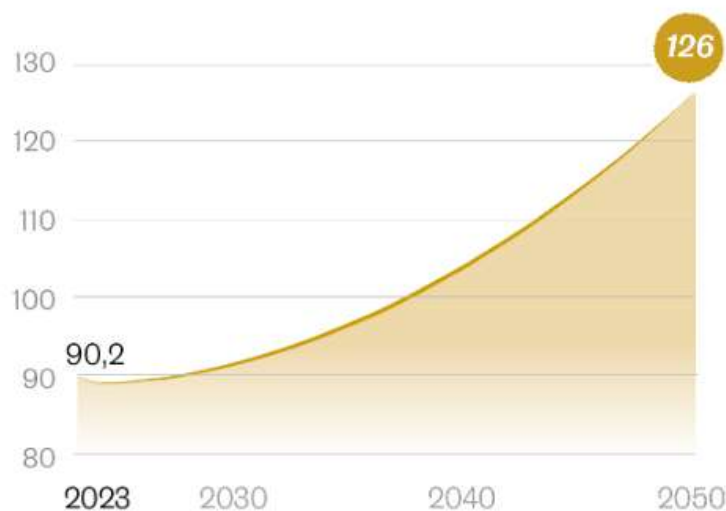
13 septembre: [Vieillessement de la société: Le choc budgétaire – retraites, santé... – sera majeur.](#) (Le Monde)

La baisse de la population va gonfler la dette publiques des pays développés : l'exemple du Royaume-Uni



Projection de la dette du Royaume-Uni en incluant l'impact démographique, en % du PIB

Hausse annuelle du déficit public provoquée par les évolutions démographiques



+ 3,8 %
pour les Etats-Unis

+ 3,3 %
pour l'Italie

+ 2,7 %
pour l'Allemagne

+ 0,8 %
pour la France

Infographie : *Le Monde*

Sources : HSBC ; Fitch

12 septembre: Dépenses sociales: la France championne toutes catégories ([@briceculturier](#)) / X ([twitter.com](#))

Brice Couturier

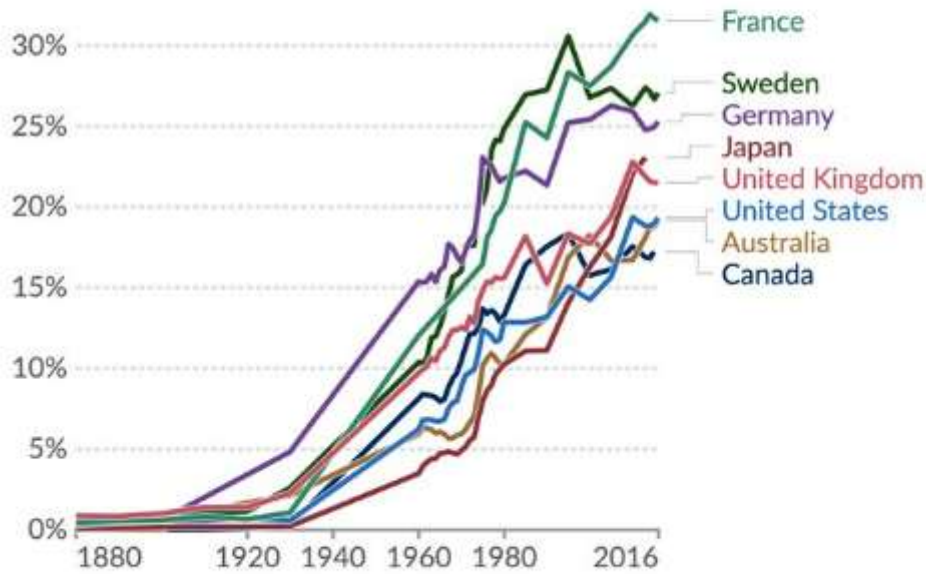
63K posts

Following

Public social spending as a share of GDP

Our World in Data

Social spending includes, among others, the following areas: health, old age, incapacity-related benefits, family, active labor market programmes, unemployment, and housing.

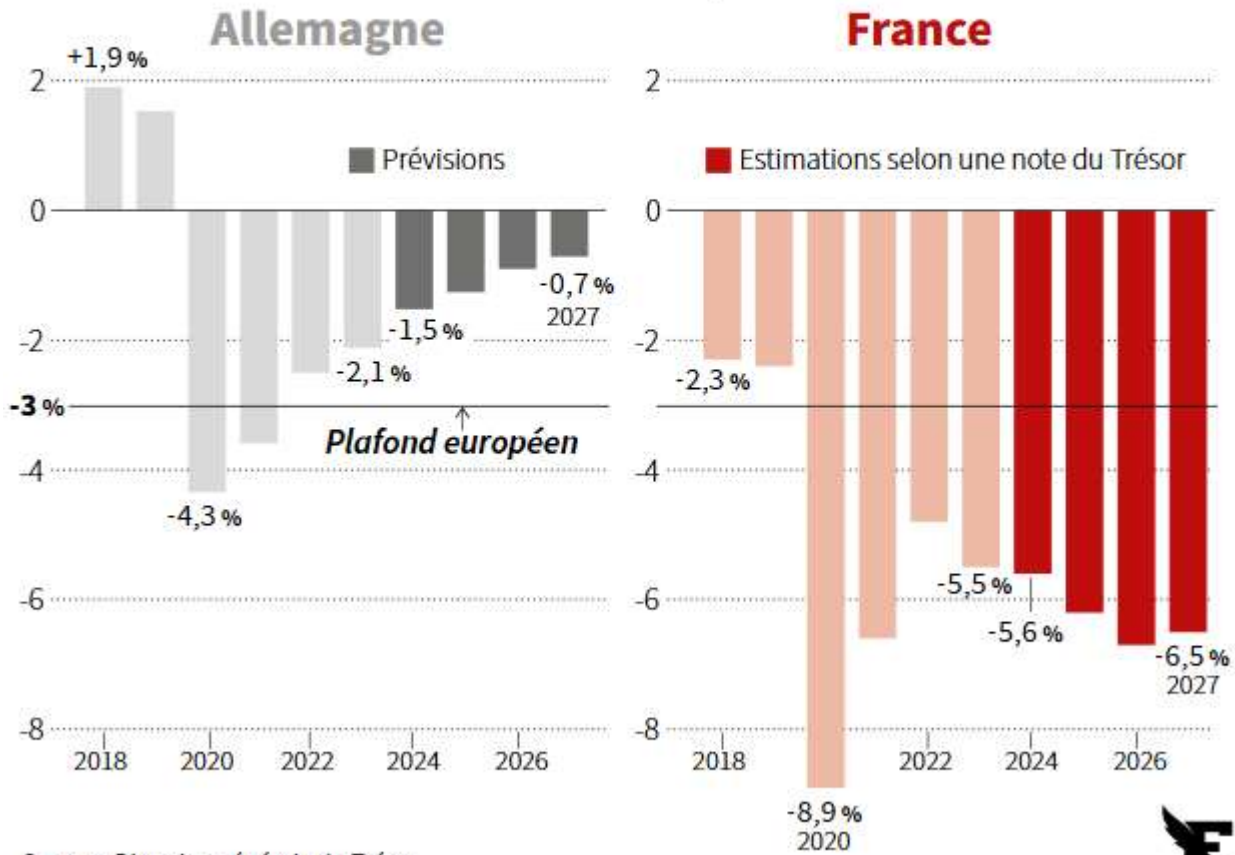


Data source: Our World in Data based on OECD and Lindert (2004)
OurWorldInData.org/government-spending | CC BY

11 septembre: Budget, déficit, dette... Michel Barnier sous surveillance de Bruxelles (Le Figaro)

Une trajectoire budgétaire très différente pour le couple franco-allemand

Les déficits (et excédents) publics allemands et français depuis 2018, en %



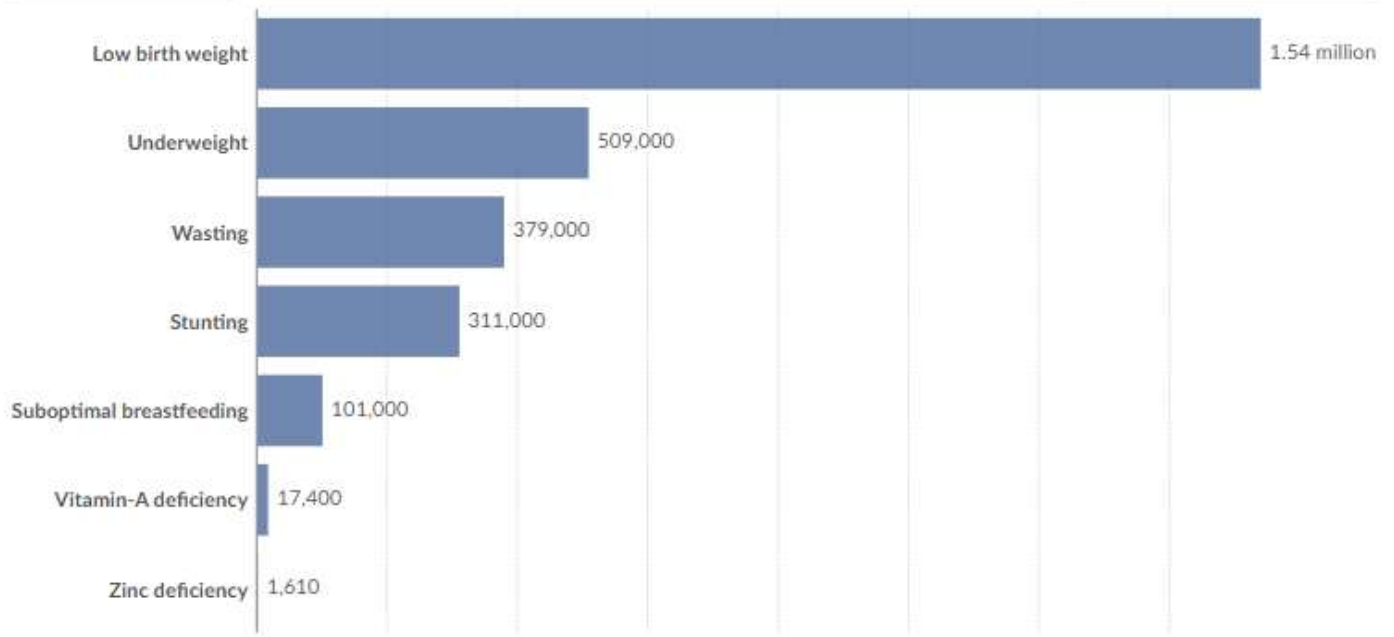
9 septembre: [Half of all child deaths are linked to malnutrition](#) (Our world in data)

Child deaths attributed to malnutrition by risk factor, World, 2021

The number of under-five deaths which are attributed to child or maternal malnutrition as a risk factor.

Table Chart

Change country or region



1990 2021

Data source: IHME, Global Burden of Disease (2024) - [Learn more about this data](#)

OurWorldInData.org/child-mortality | CC BY



5 septembre: [Grid-scale batteries are taking off at last](#) (The Economist)

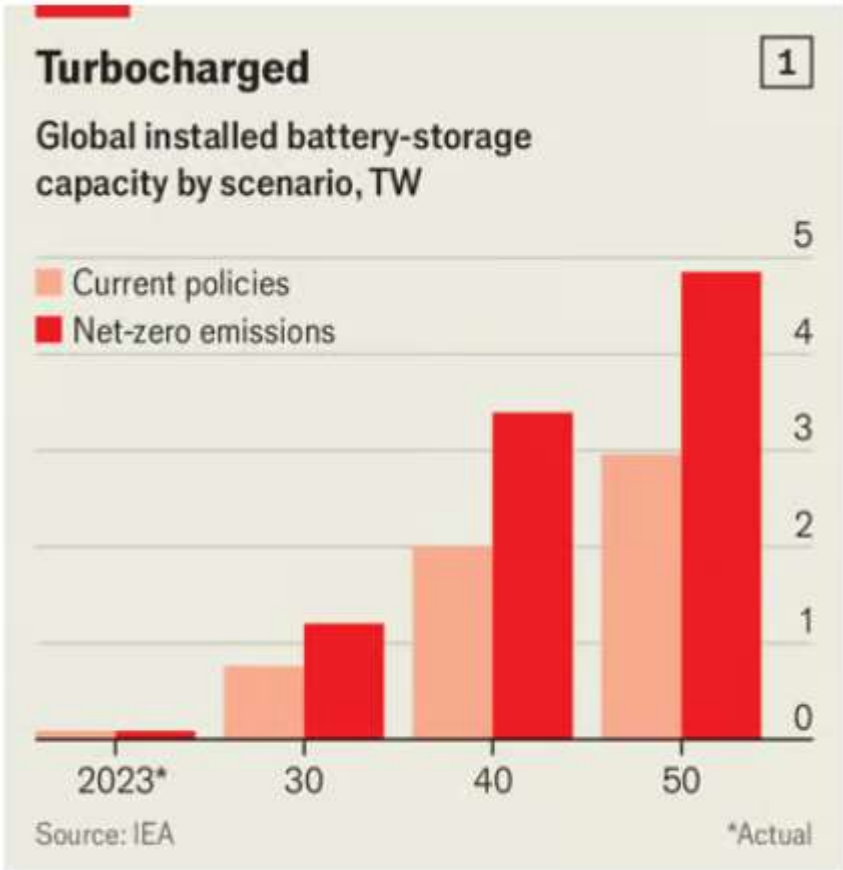
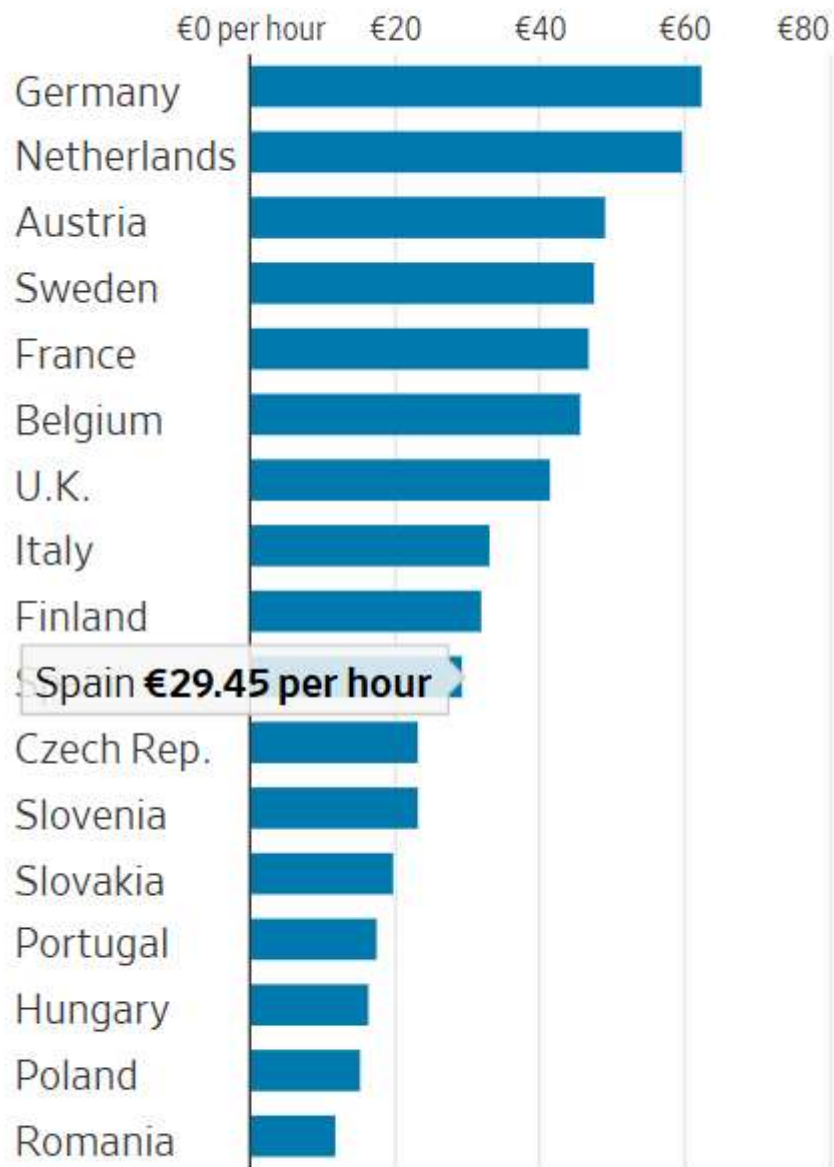


CHART: THE ECONOMIST

4 septembre: [Labor costs in the European Automotive Industry \(WSJ\)](#)

Labor costs in the automotive industry, 2023

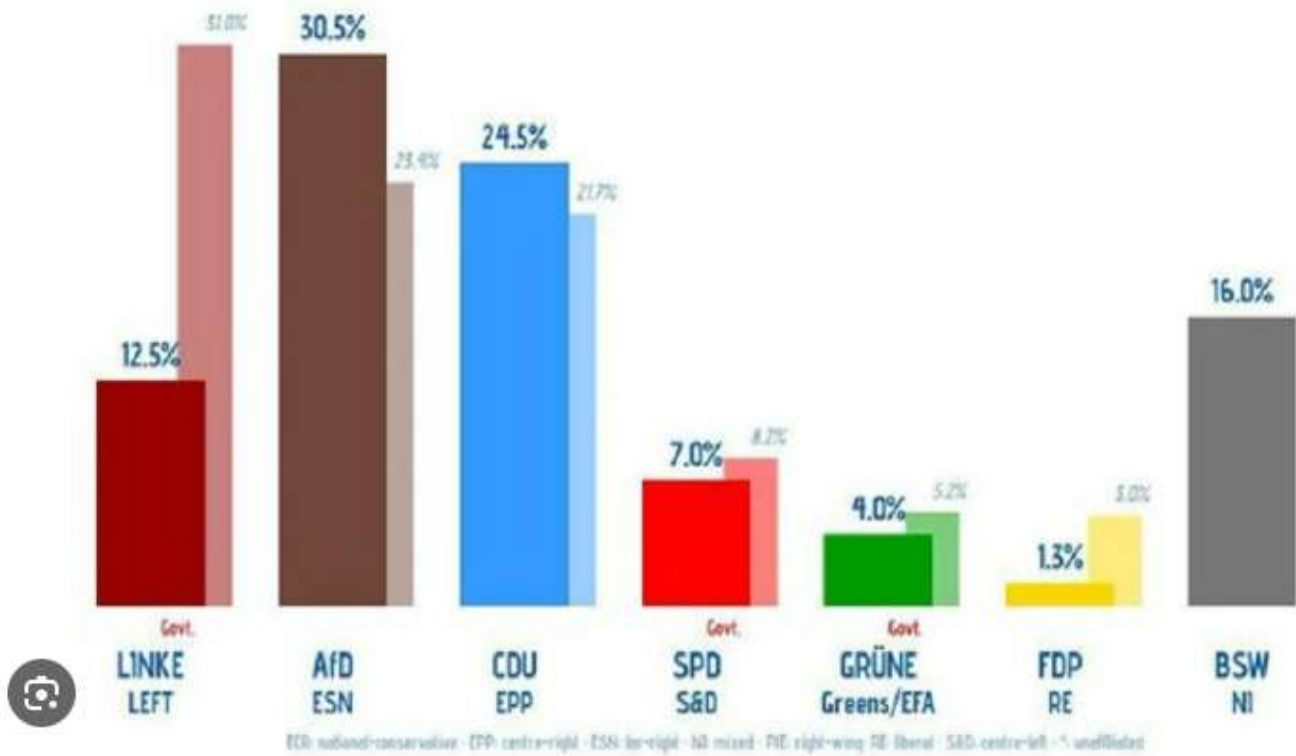


Note: 1€ = \$1.10

Source: VDA

3 septembre: [Résultat des élections régionales en Thuringe, dans l'est de l'Allemagne](#)

Infratest Dimap exit poll for ARD - 1 September 2024



2 septembre: [Mapping Where Journalists Disappear](#) (Statista)

Mapping Where Journalists Disappear

Number of media workers recorded as disappeared between 2000 and 2024 (as of Jan. 1)

217 media workers have disappeared since 2000.

- 10+
- 2-9
- 1

Countries with most disappeared journalists

Mexico	37
Syria	35
Pakistan	22
Yemen	12

Source: Reporters Without Borders



statista

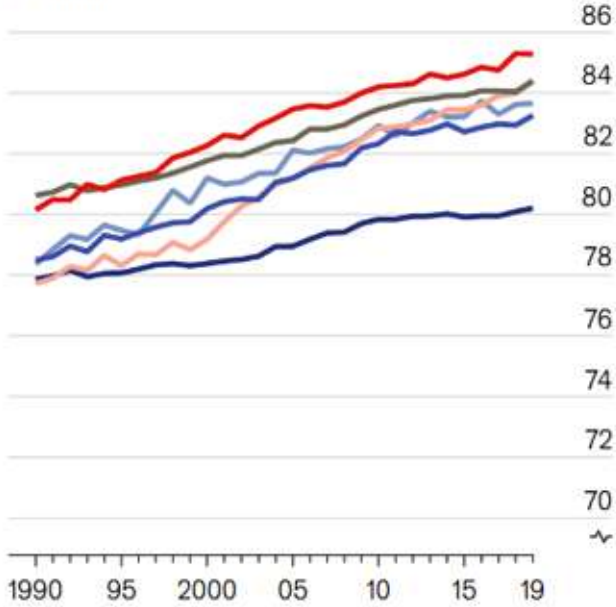
29 août: [Why do Australians live so long?](#) (The Economist)

Bloody ripper

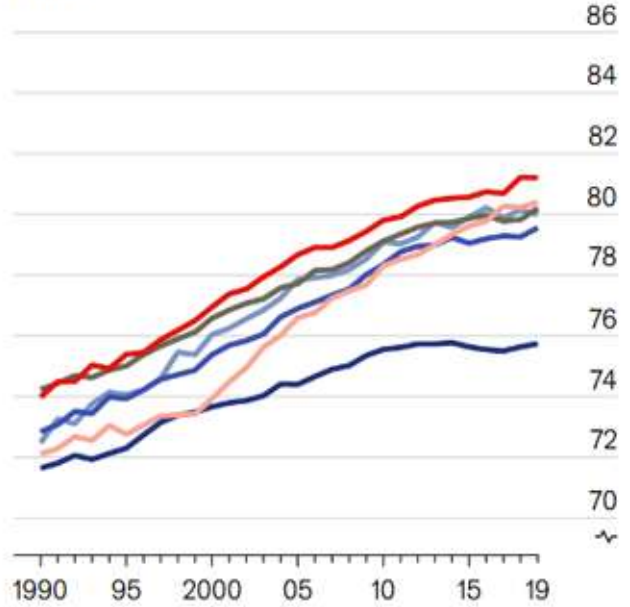
Anglophone countries, life expectancy at birth, years

— Australia — Canada — Britain
— Ireland — New Zealand — United States

Women



Men

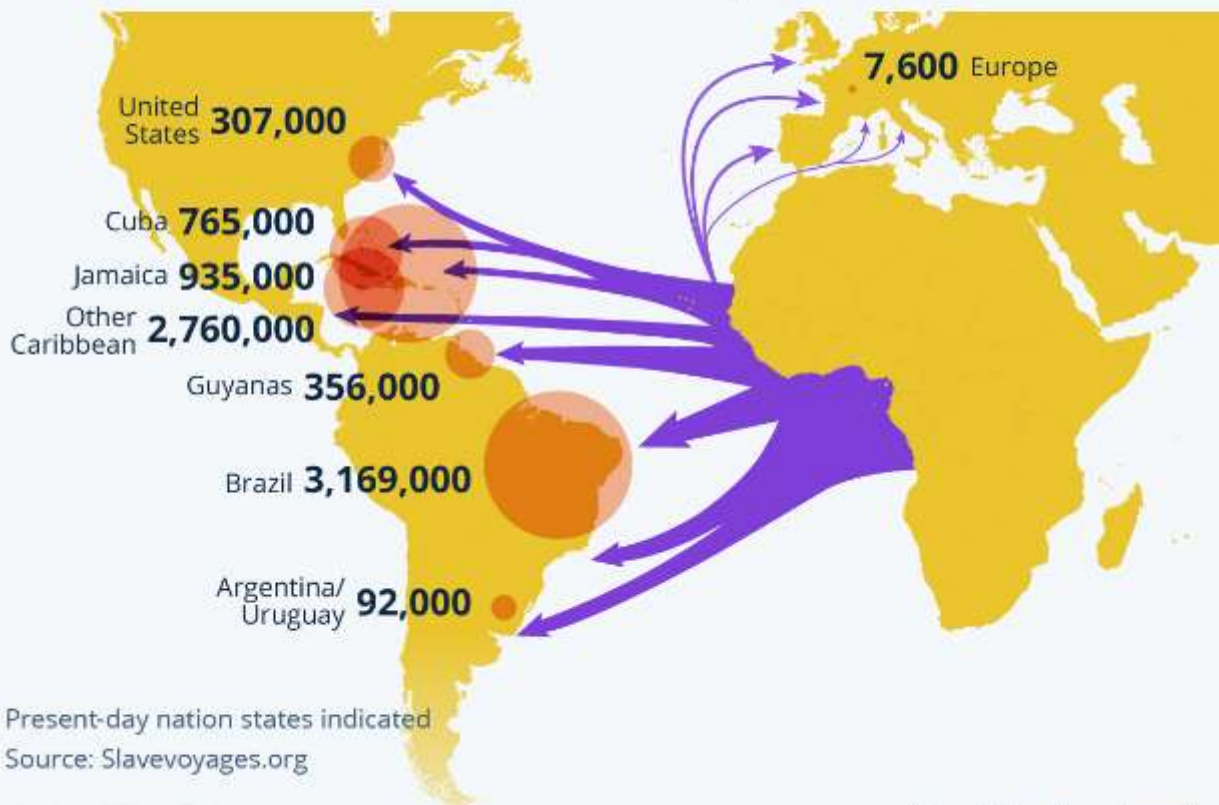


Source: "Life expectancy and geographic variation in mortality: an observational comparison study of six high-income Anglophone countries", by R. Wilkie and J. Ho, *BMJ Open*, 2024

24 août: [The Trans-Atlantic Slave Trade Uprooted Millions](#) (Statista)

The Trans-Atlantic Slave Trade Uprooted Millions

Number of enslaved Africans arriving on the American continent (1514-1866)



statista

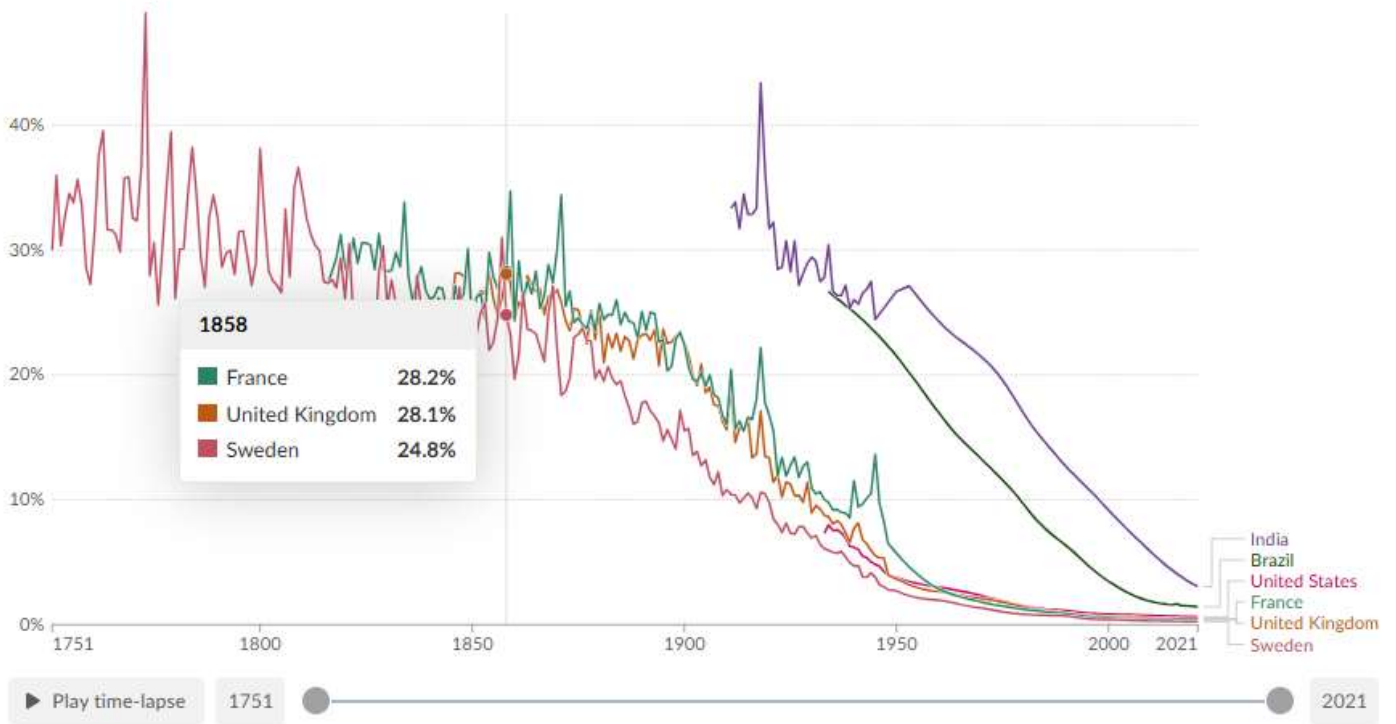
23 août: [Under-five mortality rate](#) (Our World in Data)

Child mortality rate, 1751 to 2021

The estimated share of newborns who die before reaching the age of five.

Table Map Chart

Settings



Data source: UN IGME (2023); Gapminder (2015) - [Learn more about this data](#)
OurWorldInData.org/child-mortality | CC BY

Download Share Enter full-screen

22 août: [Why don't women use artificial intelligence?](#) (The Economist)

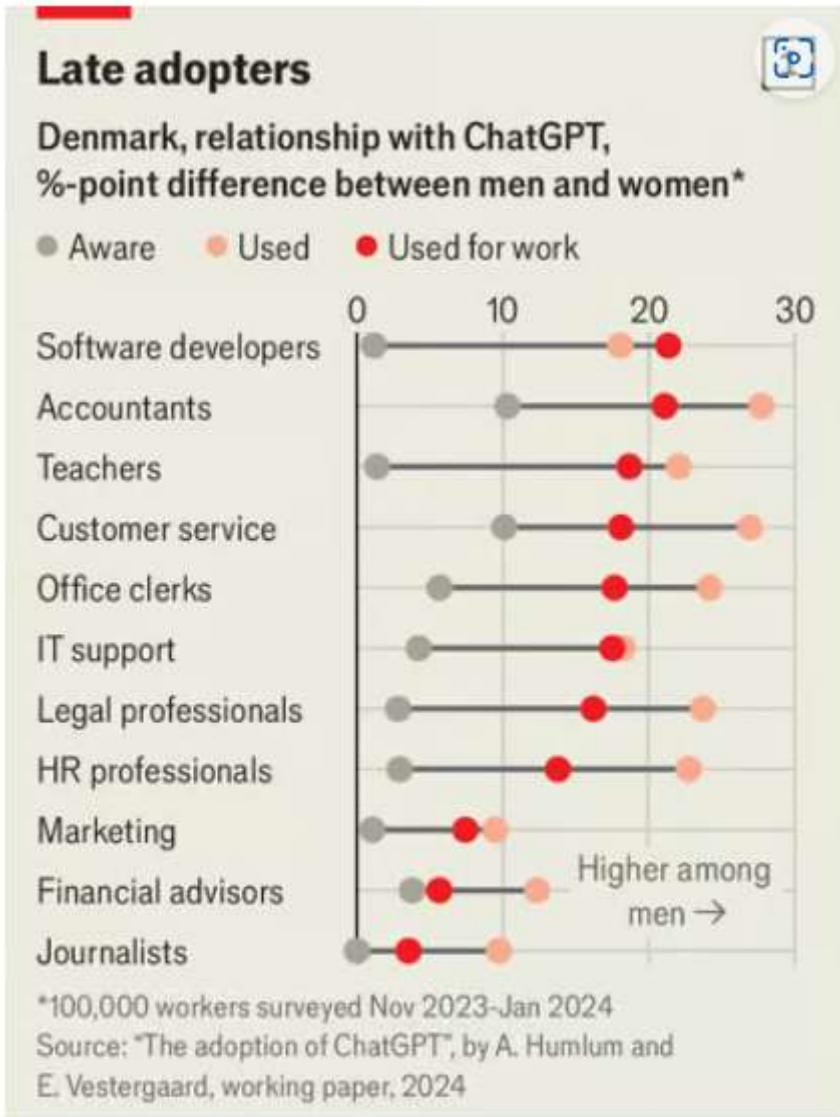


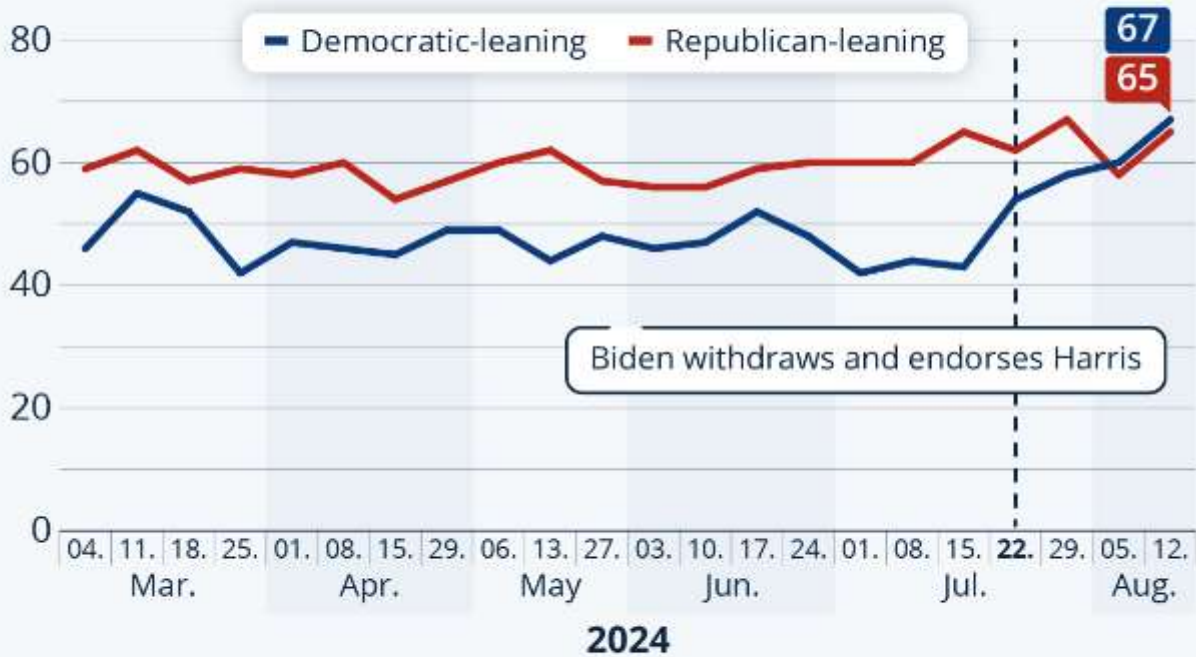
CHART: THE ECONOMIST

21 août: [Kamala Harris Reignites Voting Enthusiasm Among Democrats](#) (Statista)



Kamala Harris Reignites Voting Enthusiasm Among Democrats

Share of respondents who are very/extremely enthusiastic about the upcoming election, by party ID (in %)



1,500+ U.S. respondents surveyed per wave between Mar.-Aug. 2024

Source: YouGov



statista

20 août: [Combien y a-t-il de carrés?](#)



Mtou kiinng @Mtou_kiinng · 15h

Je vous écoute 🤔 . ?



2.9K

229

1.2K

508K



14 août: [Can anything rouse Germany from its economic slumber?](#) (The Economist)

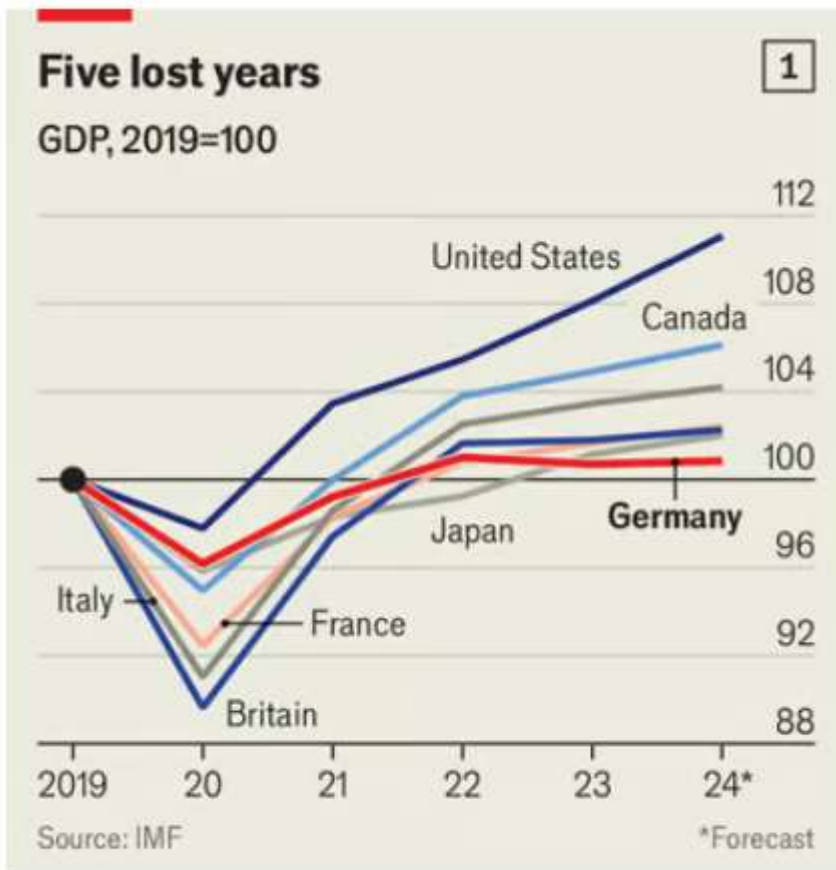
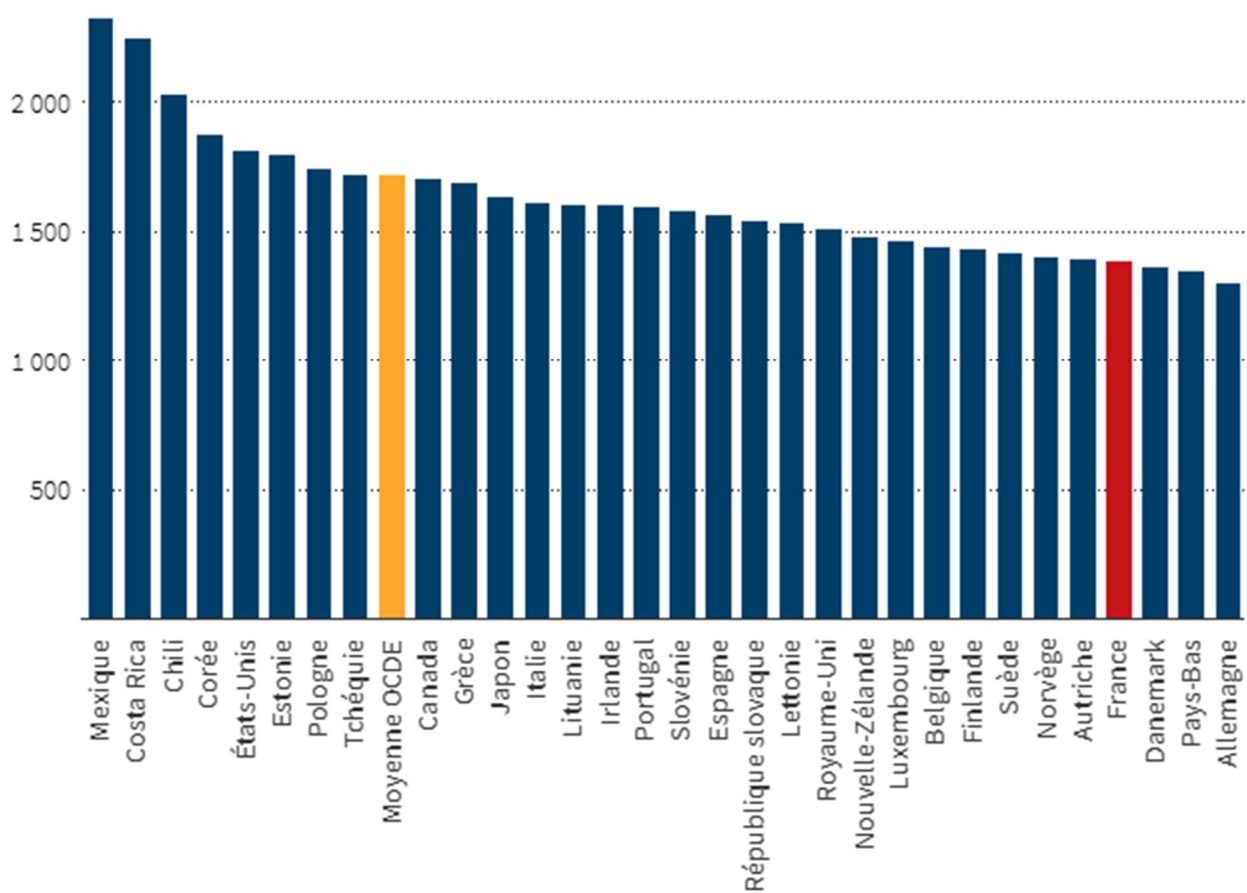


CHART: THE ECONOMIST

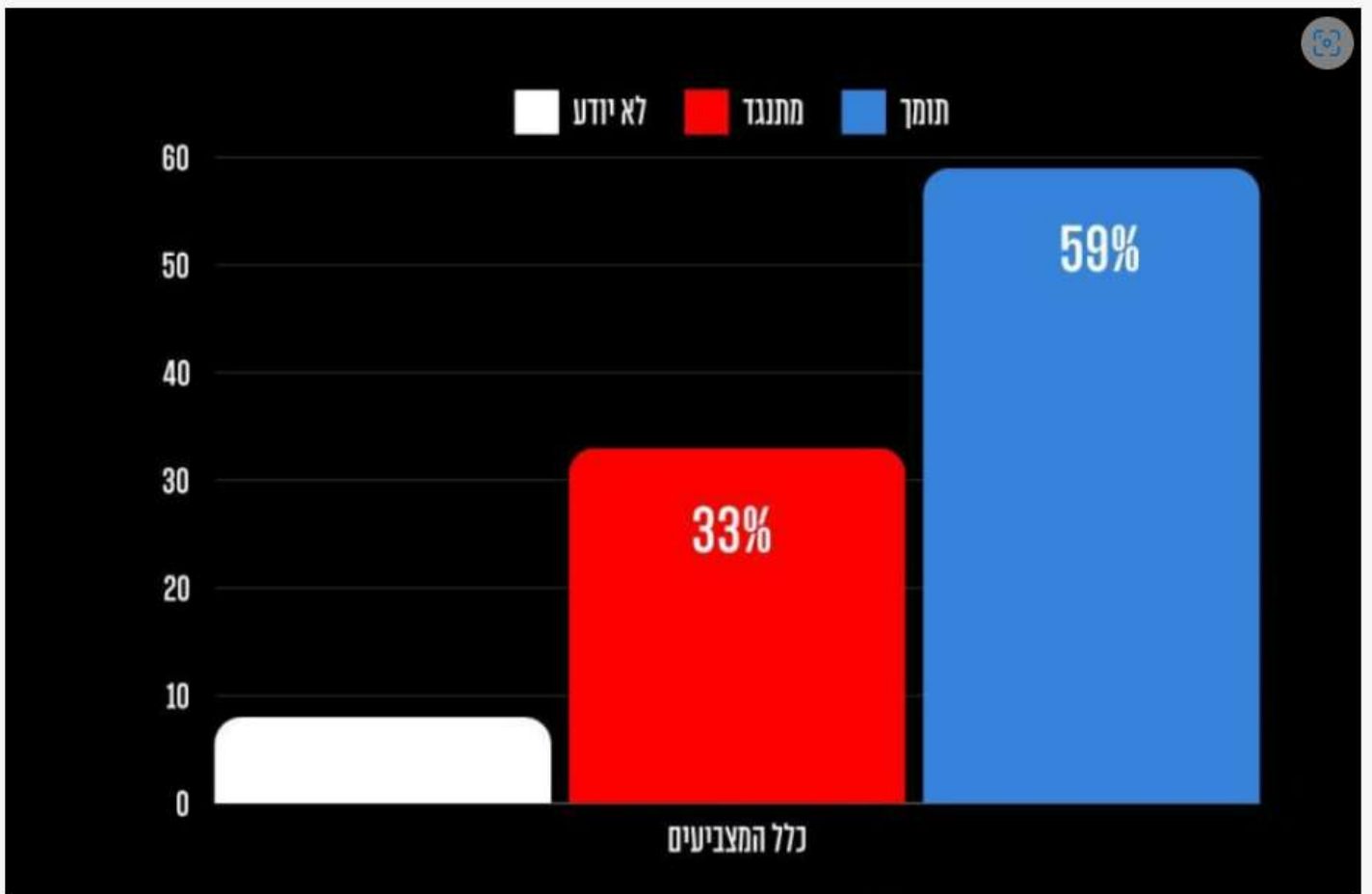
7 août: [Temps de travail, la France à la traîne : Nombre d'heures travaillées moyen par personne en emploi, en 2022 \(Le Figaro\)](#)

Temps de travail, la France à la traîne

Nombre d'heures travaillées moyen par personne en emploi, en 2022



6 août: [New poll shows 59% of Israelis support hostage deal that ends war with Hamas](#) (The Jerusalem Post)



Results of the poll showing that 59% of all poll voters are interested in a hostage deal that also ends the war in Gaza. (photo credit: Hostage and Missing Families Forum)

4 août: [What is the least liveable city in the world?](#) (The Economist)

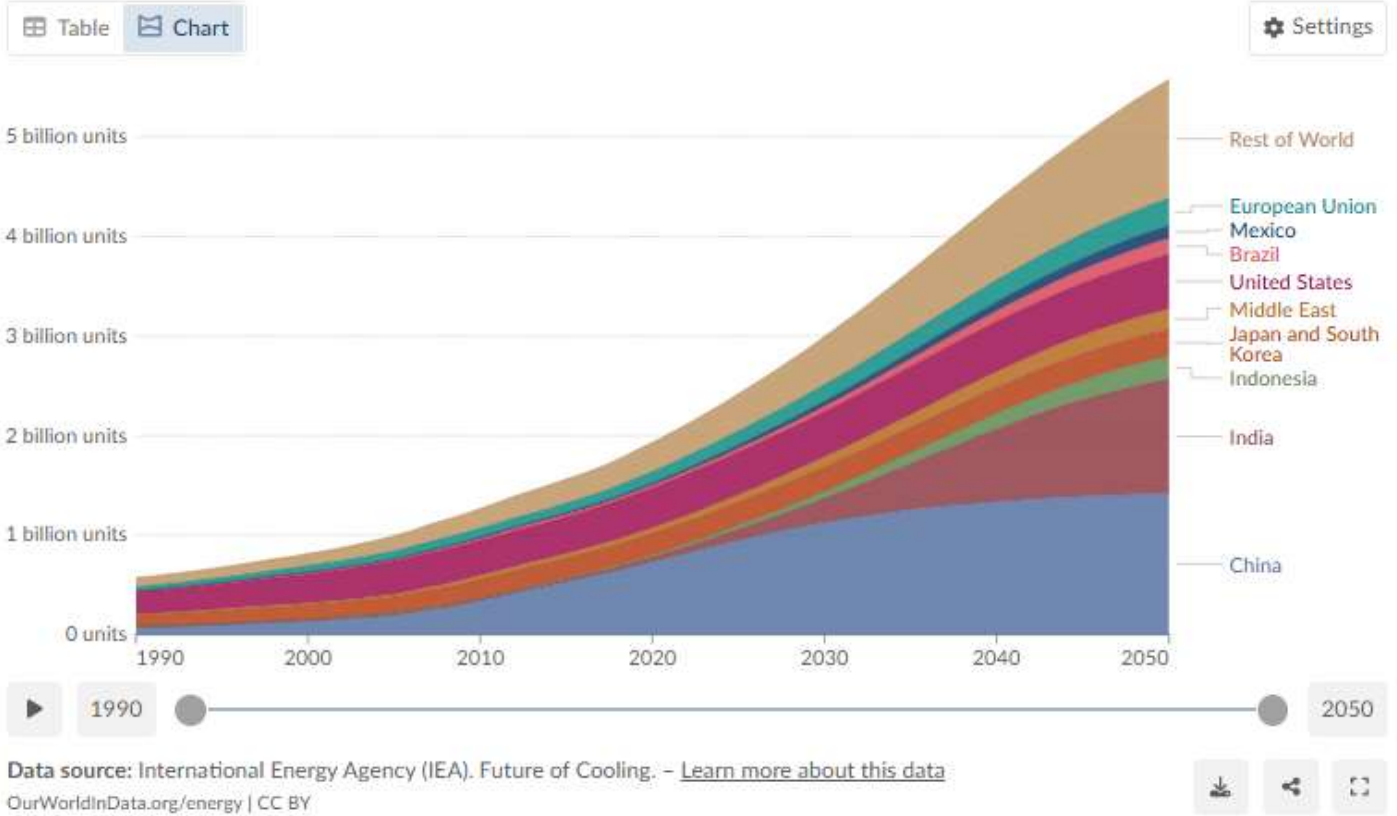
Most liveable			Least liveable		
1	Abu Dhabi	81.7	23	Harare	43.8
2	Dubai	80.8	24	Lagos	42.2
3	Kuwait City	74.6	25	Algiers	42.0
4	Doha	73.4	26	Tripoli	40.1
5	Bahrain	72.2	27	Damascus	30.7

Source: EIU

3 août: [Air conditioning causes around 3% of greenhouse gas emissions. How will this change in the future? Demand is set to triple by 2050.](#) (Our World in Data)

Projected number of air conditioning units

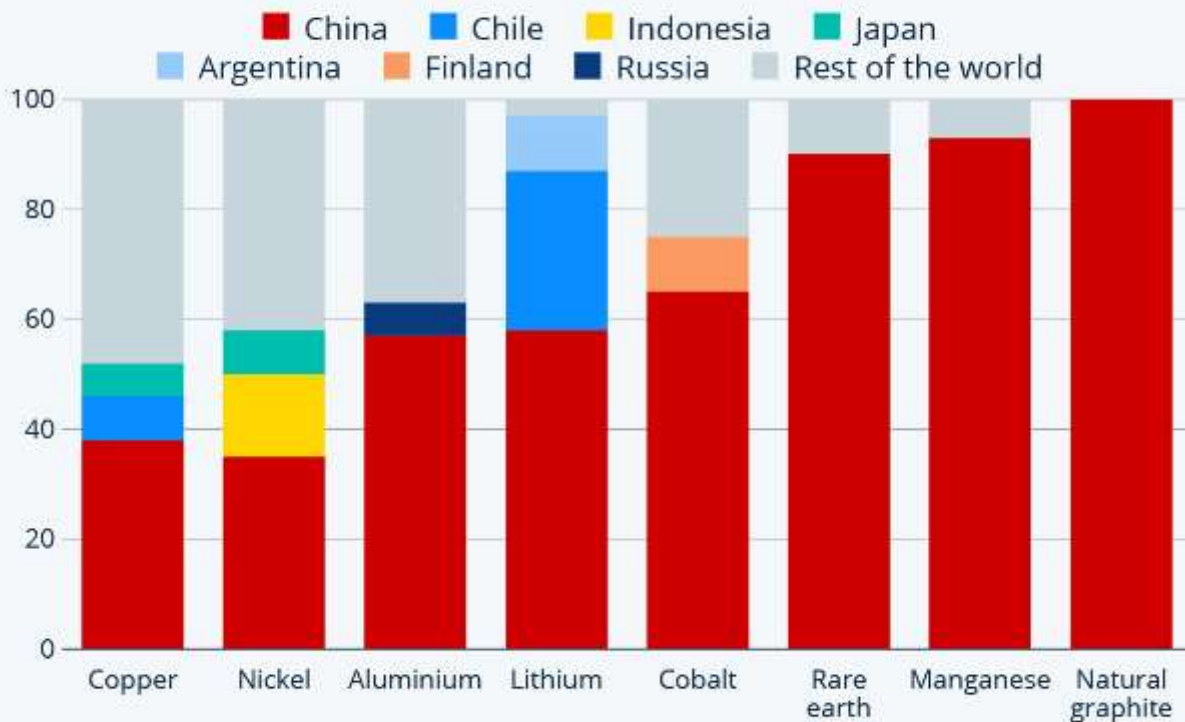
Figures from 2017 onwards are projections from the International Energy Agency, based on estimated changes in population and income.



1 août: [China Leads Critical Minerals Production](#) (Statista)

China Leads Critical Minerals Production

Top countries by share in global processing of selected critical minerals in 2023 (in percent)



Sources: UNCTAD, OECD



statista

30 juillet: Cour des Comptes: le dîner d'Etat à Versailles pour recevoir Charles III a coûté 475 000 € ([@Jacques_Pezet](https://twitter.com/Jacques_Pezet)) / X ([twitter.com](https://twitter.com/Jacques_Pezet))

Tableau n° 5 : décomposition du coût des dîners d'État pour la Présidence en 2023

	Dîner d'État – N. Modi	Dîner d'État – Charles III	Dîner d'État – Président mongol	Dîner - Forum de Paris pour la Paix
	<i>Palais du Louvre</i>	<i>Château de Versailles</i>	<i>Palais de l'Élysée</i>	<i>Palais de l'Élysée</i>
<i>Prestations de traiteur</i>	172 922 €	166 193 €	2 399 €	5 060 €
<i>Prestations d'intérim - « extras »</i>	72 543 €	100 428 €	40 911 €	35 598 €
<i>Scénographie – Montage d'exposition</i>	36 355 €	42 720 €	-	-
<i>Vins, alcools, boissons</i>	36 447 €	42 515 €	5 605 €* *	9 482 €* *
<i>Location de mobilier, matériel, événementiel</i>	53 386 €	90 387 €	4 665 €	10 446 €
<i>Arts de la table – Linge, décoration et fleurs</i>	8 320 €	14 806 €	6 738 €	2 551 €
<i>Nettoyage</i>	15 975 €	-	-	-
<i>Épicerie, économat</i>	2 001 €	1 738 €	-	3 345 €
<i>Autres</i>	14 507 €	16 064 €	2 391 €	748 €
TOTAL	412 366 €	474 851 €	62 709 €	67 230 €

Source : Présidence de la République. *Pour ces deux dîners, il n'y a pas eu d'achat spécifique d'alcool au regard du faible besoin, mais des prélèvements sur le stock de la cave à hauteur des montants indiqués. A cela s'ajoutent 35 € de dépenses de boissons diverses pour le dîner d'Etat du Président mongol.

26 juillet: L'ultralibéralisme français illustré... Ce tableau comparatif du poids des dépenses publiques préparé par @ecallefipeco devrait être dans la poche de tous les décideurs politiques ([@quatremere](https://twitter.com/quatremere)) / X ([twitter.com](https://twitter.com/quatremere))

Les dépenses publiques par fonction en % du PIB en 2022

	France	Union européenne	Allemagne	Italie	Espagne	Pays-Bas
Protection sociale	32,9	27,2	28,9	29,0	25,7	23,0
Dont : retraites	14,4	11,9	11,9	16,2	12,5	6,1
Santé	12,2	10,5	11,9	8,9	9,7	11,6
Famille	2,2	1,9	1,8	1,4	1,0	1,9
Chômage	1,7	1,2	1,5	1,0	1,6	0,6
Exclusion sociale	1,3	1,1	0,9	1,5	0,7	2,5
Aides personnelles au logement	0,8	0,3	0,3	0	0	0,4
Aides à pierre, équipements collectifs	1,2	1,0	0,5	3,3	0,5	0,5
Enseignement	5,2	4,7	4,5	4,1	4,4	5,1
Loisirs, culture et culte	1,4	1,1	1,0	0,8	1,2	1,2
Protection de l'environnement	1,1	0,8	0,6	1,0	1,0	1,4
Affaires économiques	6,7	5,9	5,2	6,2	5,7	5,4
Dont : transports	2,0	2,2	1,9	2,1	1,9	2,0
Énergie	1,4	1,1	0,9	1,2	1,2	1,4
Sécurité intérieure et justice	1,7	1,7	1,7	1,8	1,9	1,9
Défense	1,8	1,3	1,0	1,3	1,1	1,3
Recherche fondamentale	0,3	0,6	1,0	0,5	0,5	0,5
Services généraux	3,9	3,7	4,5	3,7	2,9	2,6
Intérêts de la dette publique	2,0	1,7	0,7	4,4	2,4	0,6
Total des dépenses publiques	58,3	49,6	49,5	56,1	47,4	43,5

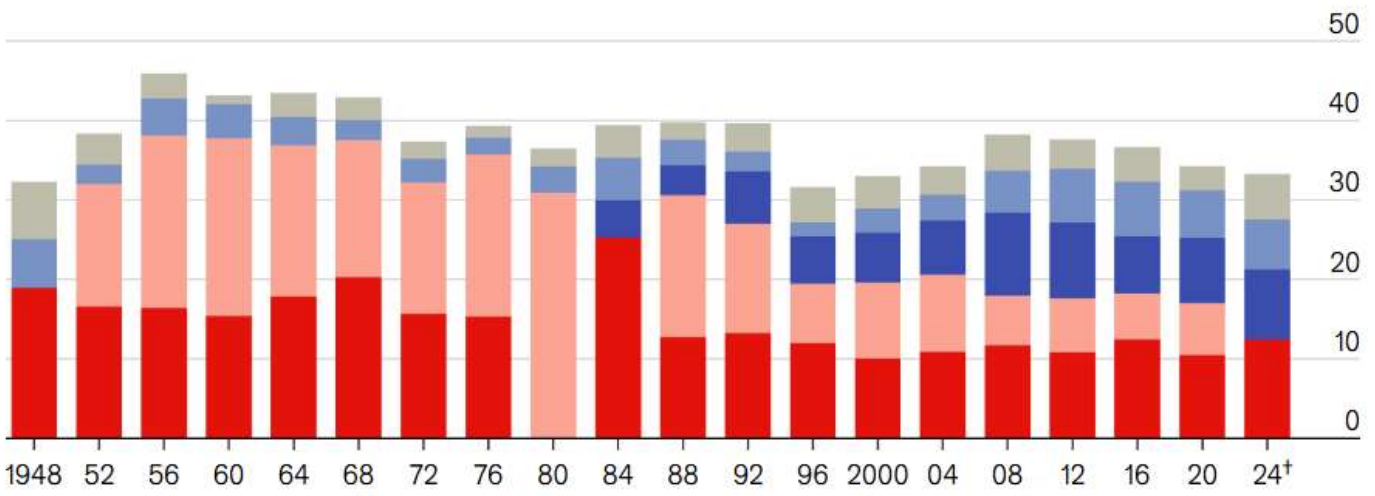
Source : Eurostat ; FIPECO.

25 juillet: [Which country has the most Olympic medals? \(The Economist\)](#)

Gold digger

Summer Olympics, selected countries, medals won, % of total

United States Soviet Union/Russia* China Britain France



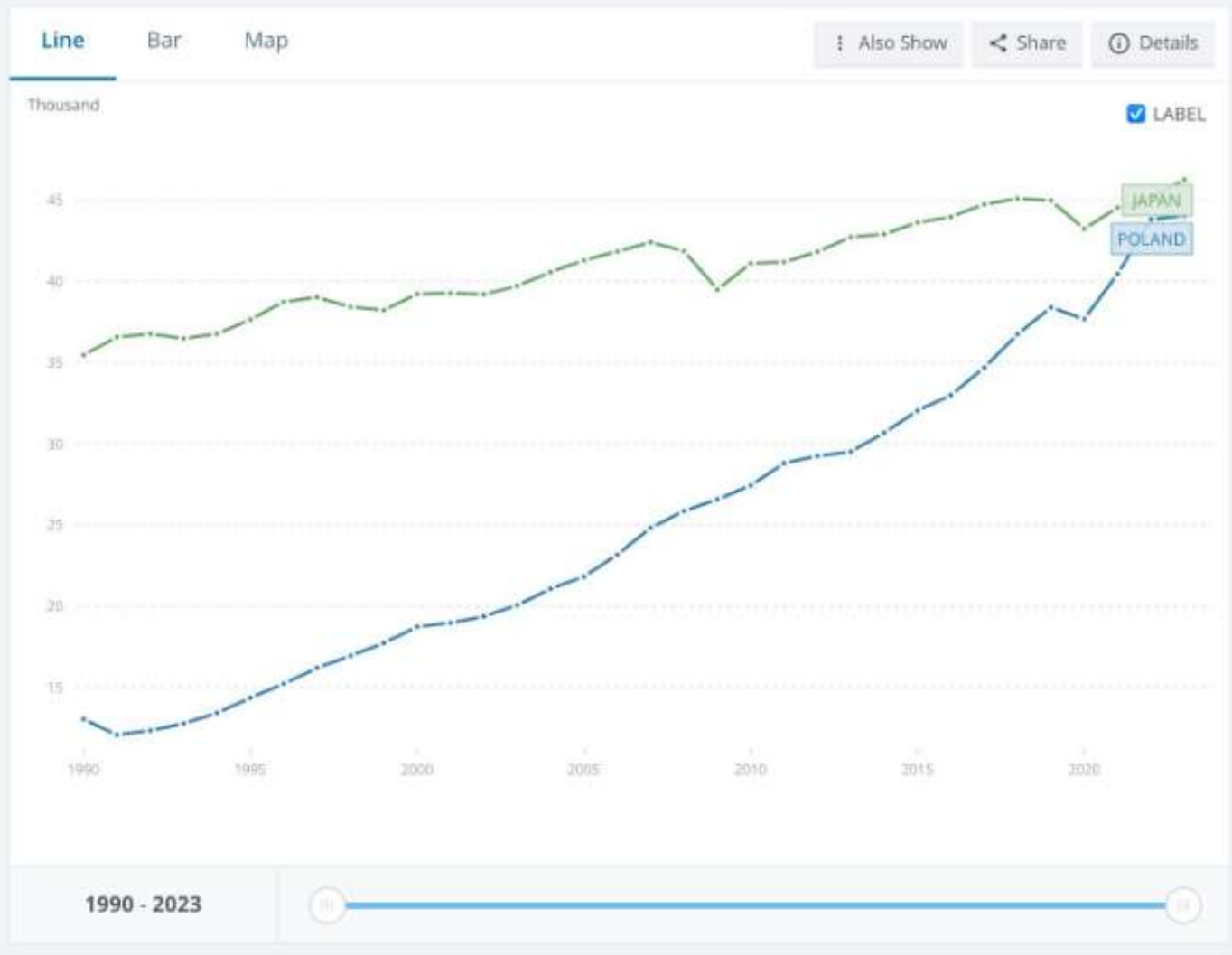
*Includes Unified Team in 1992 and Russian Olympic Committee in 2020 †2024 forecast
Sources: International Olympic Committee; "Forecasting the Olympic medal distribution - a socioeconomic machine learning model", by C. Schlembach et al., 2022

24 juillet: Poland is forecasted to catch up with Japan regarding GDP per capita in PPP within 2 years ([@visegrad24](#)) / [X \(twitter.com\)](#)

GDP per capita, PPP (constant 2021 international \$) - Poland, Japan

International Comparison Program, World Bank | World Development Indicators database, World Bank | Eurostat-OECD PPP Programme.

License : CC BY-4.0

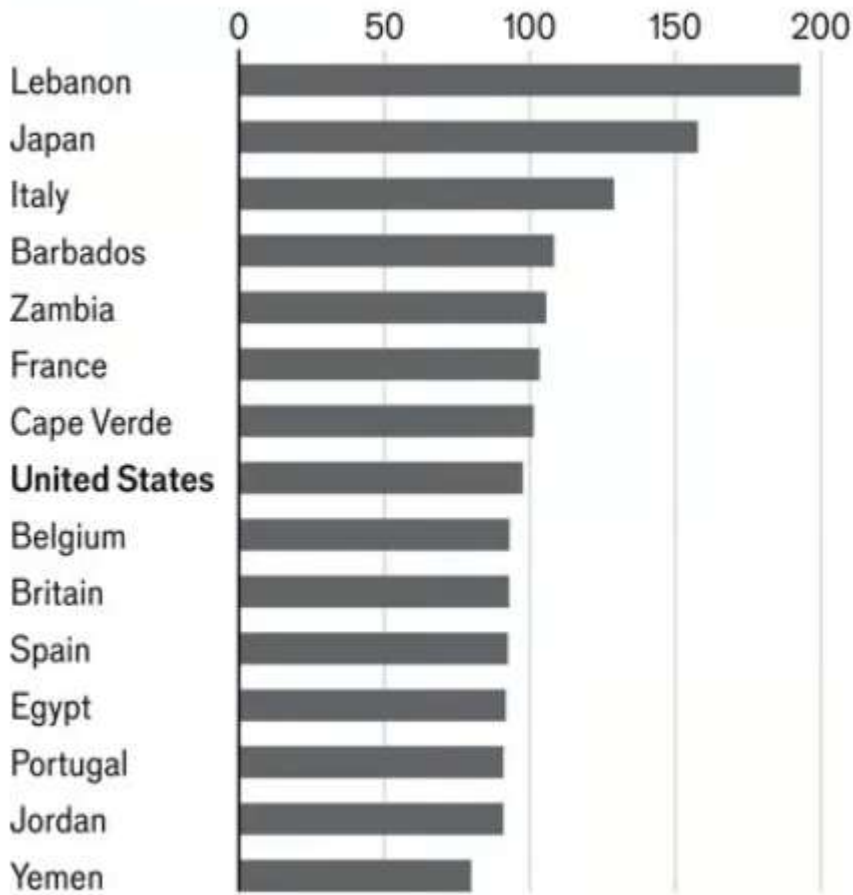


23 juillet: [Can America afford its debts?](#) (The Economist)

Bills, bills, bills



Net government debt, April 2024, % of GDP



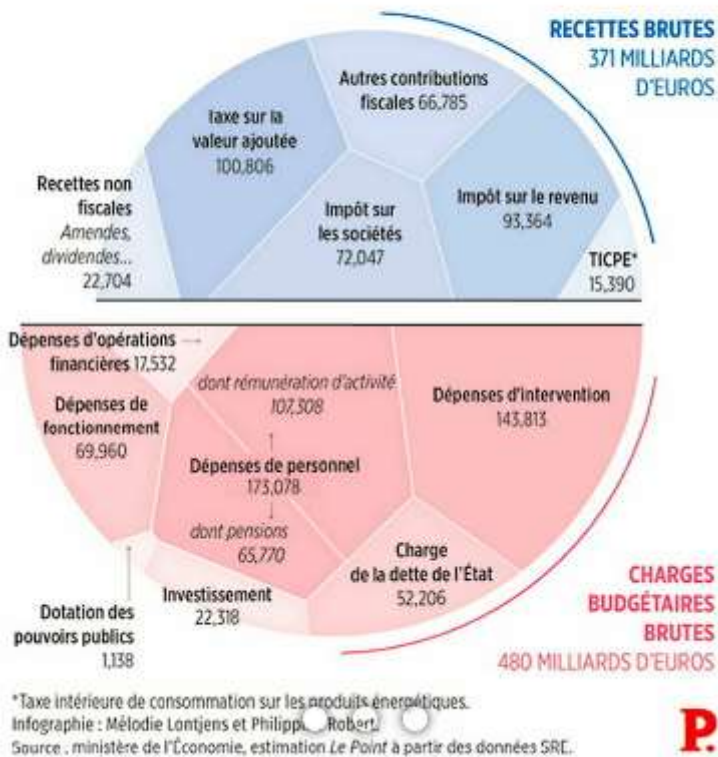
Source: IMF

CHART: THE ECONOMIST

22 juillet: [L'impossible budget de la France](#) (Le Point)

Le budget en cours d'exécution

Recettes et charges de l'État, composant la loi de finances pour 2024, en milliards d'euros

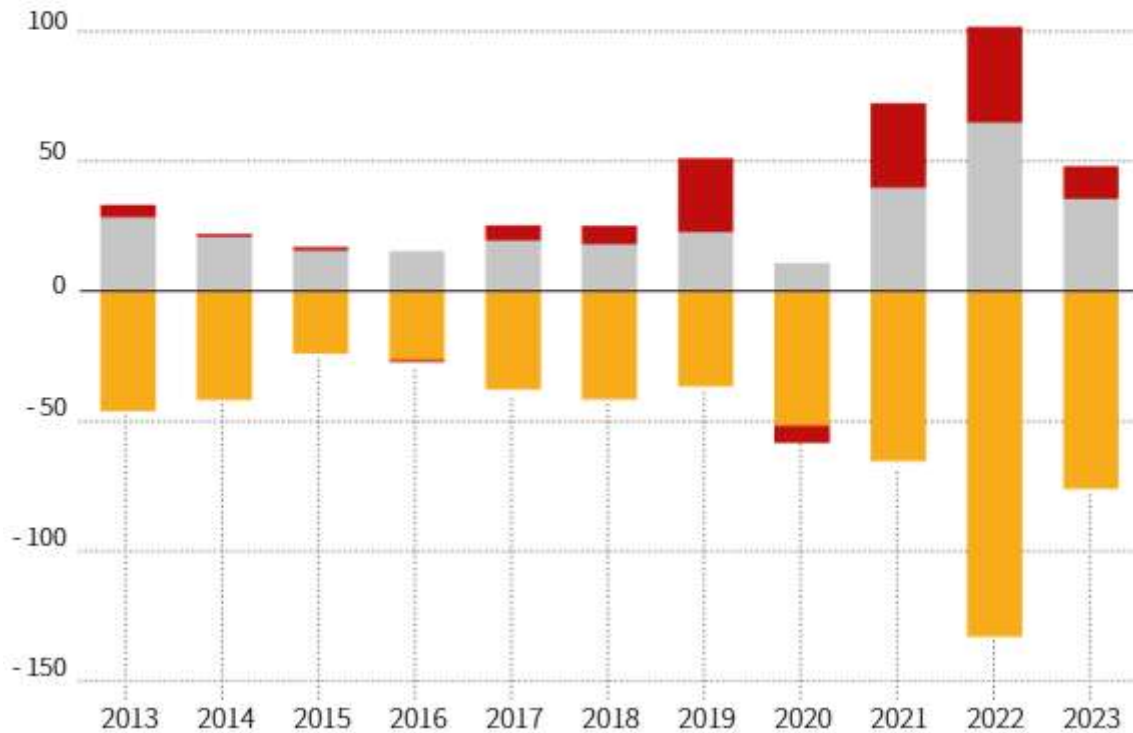


17 juillet: [La France de plus en plus dépendante de l'extérieur pour financer son train de vie \(Le Figaro\)](#)

La France ne produit pas assez de richesse pour assurer son train de vie

Solde des transactions courantes et ses composantes, en milliards d'euros

● Biens ● Services ● Revenus



16 juillet: [Millions have died in conflicts since the Cold War; most of them in Africa and intrastate conflicts](#) (Our World in Data)

Deaths in armed conflicts since the end of the Cold War

Number of combatants and civilians who died due to fighting in armed conflicts between 1989 and 2022. This excludes deaths due to disease and starvation, which can make the death tolls much larger.

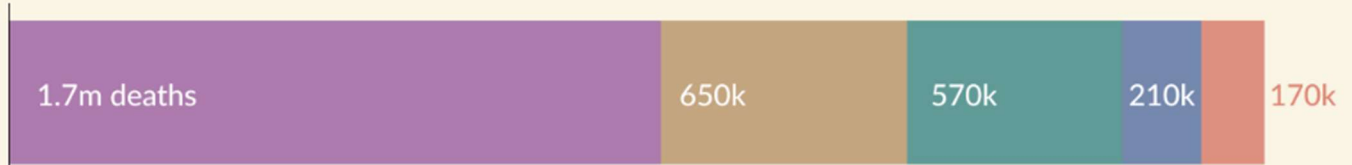
Total deaths from all armed conflicts



Deaths in armed conflicts by world region

Deaths are based on where they occurred, not what the person's nationality was.

Africa Middle East Asia & Oceania Europe Americas



Deaths in armed conflicts by conflict type

Intrastate conflicts: conflicts between a state and a non-state armed group. **One-sided violence:** use of force by a state or non-state armed group against civilians. **Non-state conflicts:** conflicts between non-state armed groups. **Interstate conflicts:** conflicts between states.



Note: An armed conflict is defined here as a disagreement between organized groups, or between one organized group and civilians, that causes at least 25 deaths during a year.

Source: Davies, Shawn, Therese Pettersson & Magnus Öberg (2023). Organized violence 1989-2022, and the return of conflicts between states. *Journal of Peace Research* 60(4): 691-708; Sundberg, Ralph, and Erik Melander, 2013. Introducing the UCDP Georeferenced Event Dataset. *Journal of Peace Research* 50(4): 523-532.

OurWorldinData.org — Research and data to make progress against the world's largest problems.

Licensed under CC-BY by the authors Bastian Herre and Klara Auerbach

15 juillet: [Germany's debt brake and the art of fantasy budgeting](#) (The Economist)

The brake is back

Germany, federal government budget balance, % of GDP



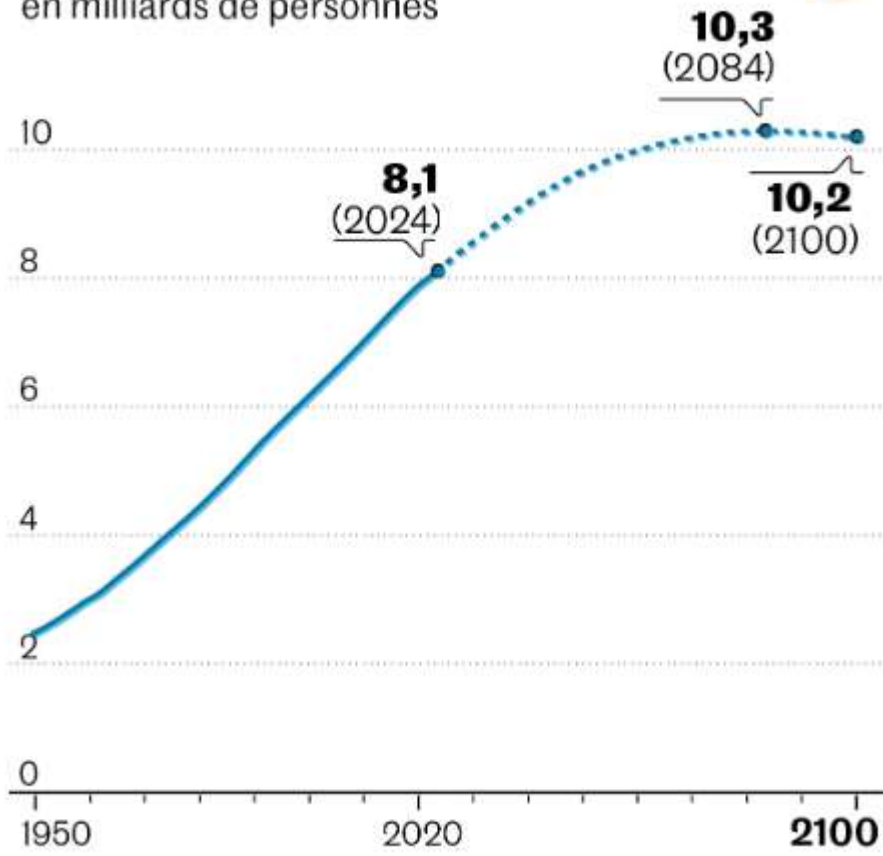
Source: Haver Analytics

*Suspended from 2020-23

CHART: THE ECONOMIST

13 juillet: [La population mondiale devrait commencer à décliner avant la fin du siècle](#) (Le Monde)

La population mondiale en milliards de personnes



Source : Undesa

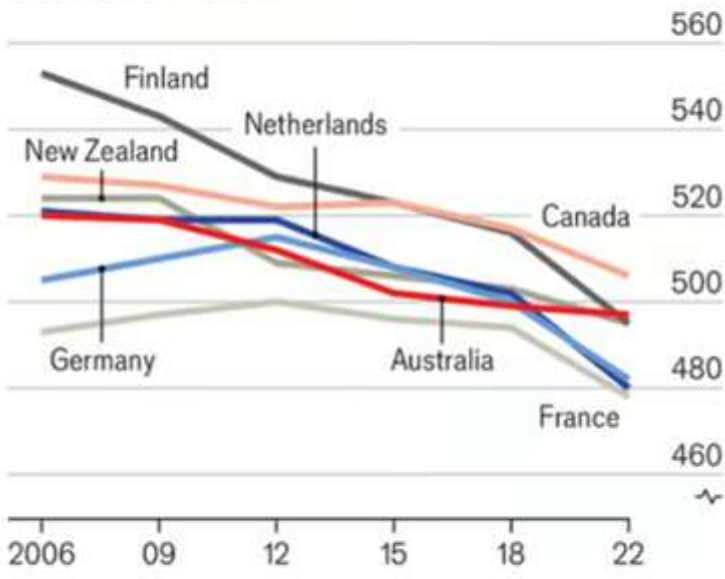
Infographie Le Monde

9 juillet: [Schools in rich countries are making poor progress. They need to get back to basics](#) (The Economist)

Decline and fall



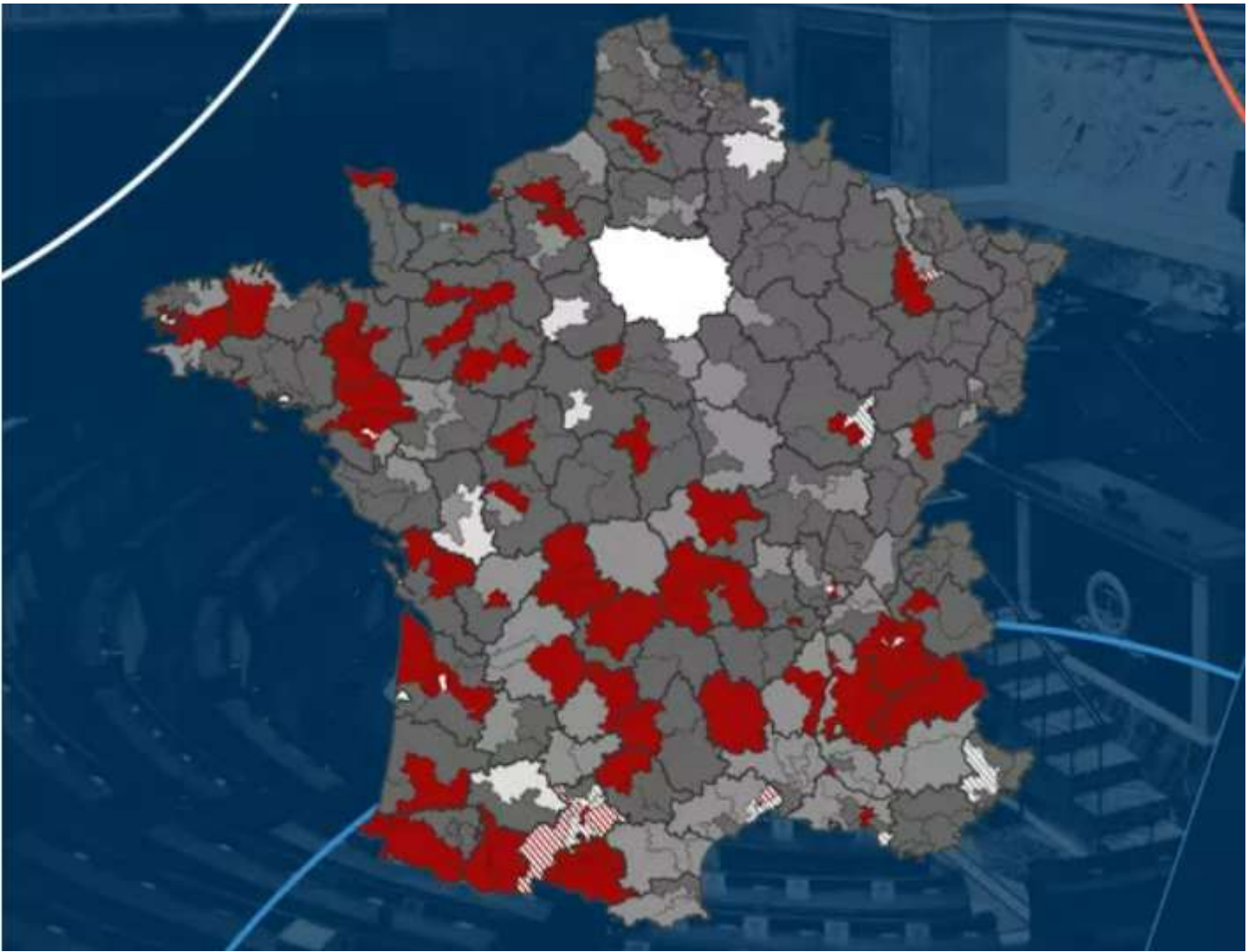
PISA test scores, average of maths, reading and science



Source: OECD

CHART: THE ECONOMIST

8 juillet: [La carte de France du Nouveau Front populaire \(FigData\)](#)

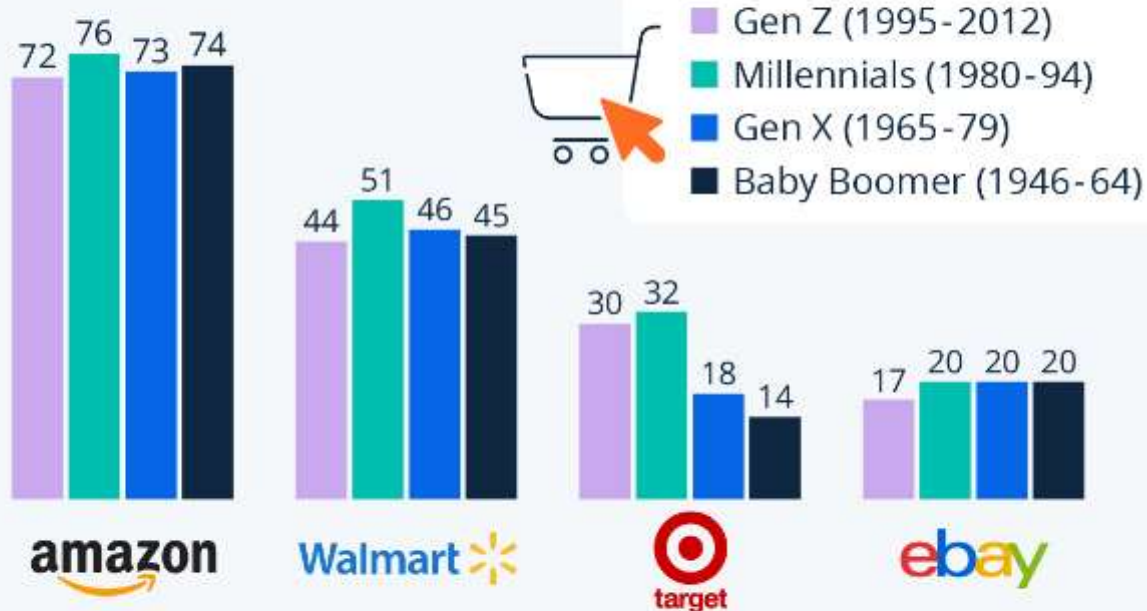


6 juillet: [Amazon Is Popular Across Generations](#) (Statista)



Amazon Is Popular Across Generations

Share of respondents who bought something from the following online stores in the past 12 months (in %)



10,051 online respondents (18-64 y/o) in the United States surveyed Apr. 2023-Mar. 2024
Source: Statista Consumer Insights

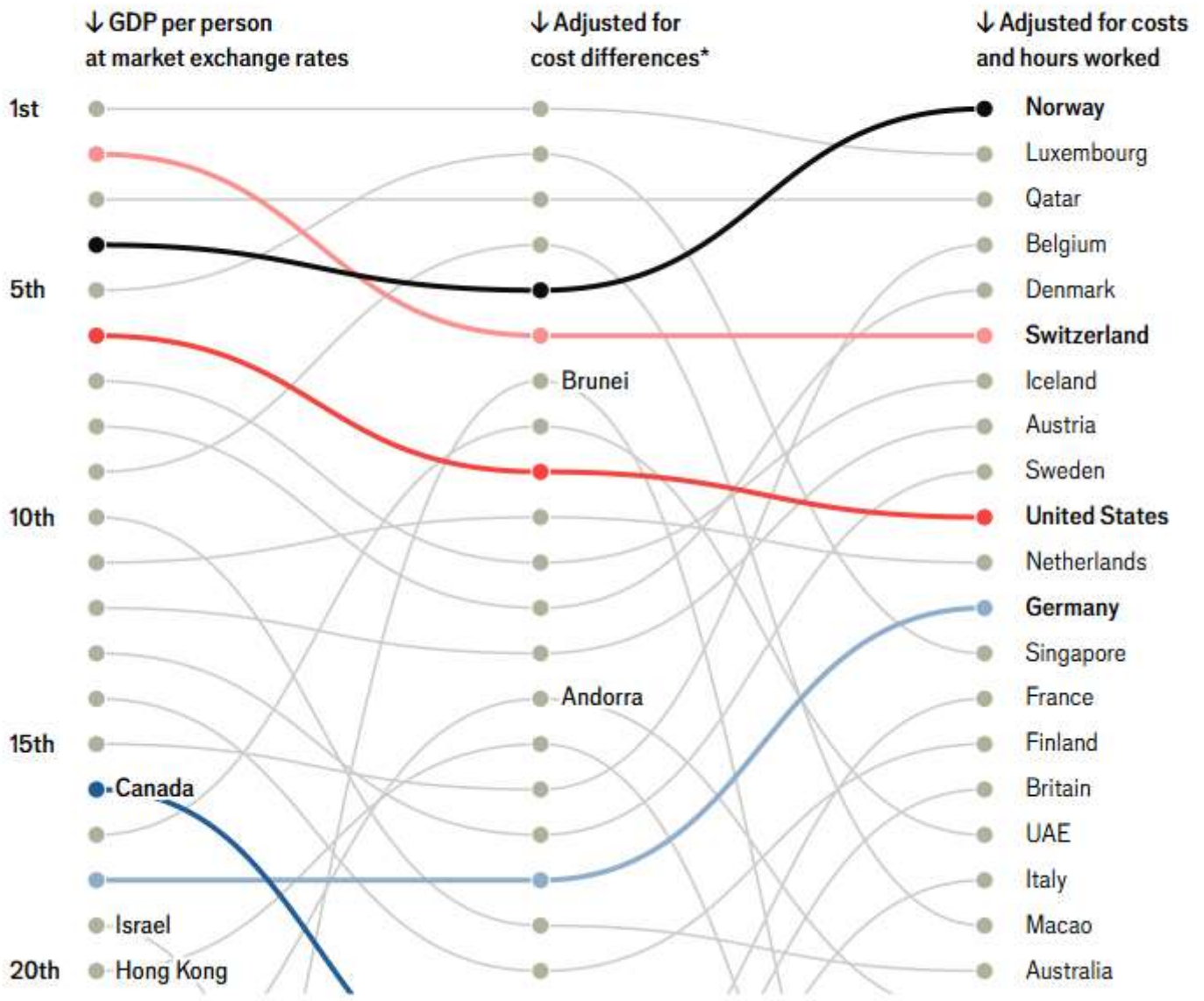


statista

5 juillet: [The world's richest countries in 2024](#) (The Economist)

Top countries ranked using three GDP measures

2023, \$, current prices



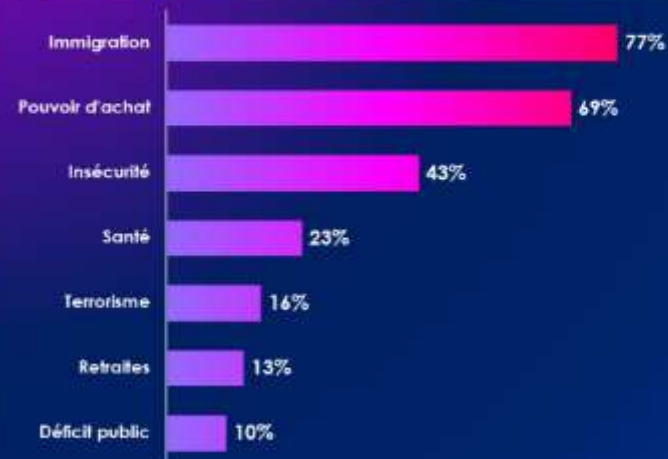
*At purchasing-power parity

4 juillet: [Le vote RN](#) (Marc Vanguard)

Élections législatives 2024

Pourquoi les Français votent massivement RN ? Sujet le plus déterminant : l'immigration

Sujets les plus déterminants pour les électeurs RN, législatives 2024 1^{er} tour



Question : Parmi les sujets suivants, quels sont les trois dont vous tenez le plus compte dans votre choix de vote de dimanche ? En 1^{er} ? Et ensuite ?
Source : IPSOS, « Elections législatives 2024 - Sociologie des électeurs et profil des abstentionnistes » (30 juin 2024)

@Marc_Vanguard

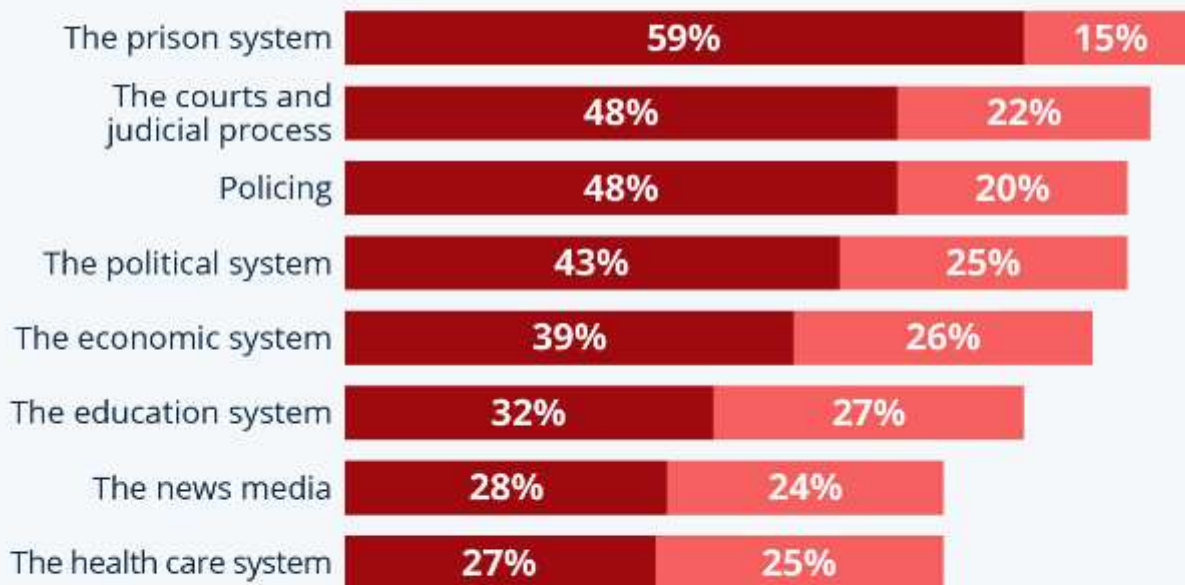
3 juillet: [Black Americans Still Feel Systematically Held Back](#) (Statista)



Black Americans Still Feel Systematically Held Back

Share of Black adults who say the following institutions were designed to hold Black people back

■ A great deal ■ A fair amount



4,736 Black U.S. adults surveyed in September 2023.

Source: Pew Research Center

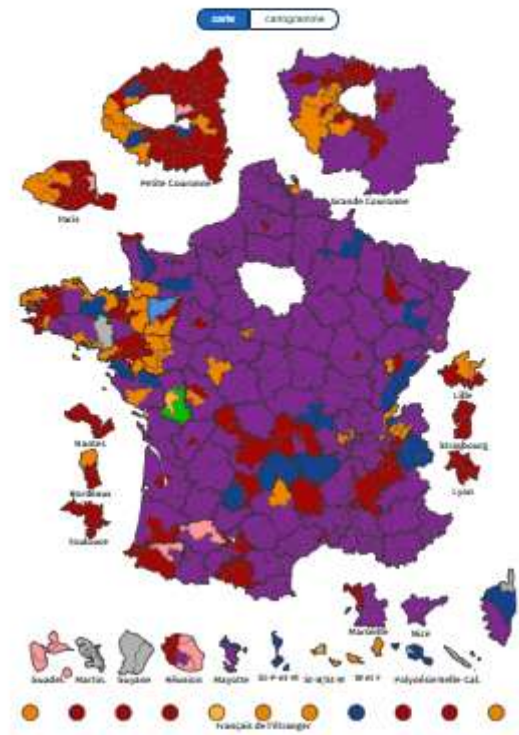


2 juillet: [CARTE - Les résultats définitifs dans votre circonscription et dans votre ville](#) (Le Figaro, Data)

La carte des résultats du premier tour des élections législatives circonscription par circonscription

Législatives 2024 **u** Législatives 2022 Européennes 2024

Candidats arrêtés en tête par circonscription au premier tour des élections législatives de 2024.



1 juillet: [Résultats des législatives dans l'un des ghettos français](#) (Carte, Le Figaro)

Seine-Saint-Denis - 06

Résultats définitifs

carte

cartogramme

Bastien LACHAUD
Nouveau Front populaire

71,68 %

25 777 voix

Élu

Nathalie SACK
Union des Démocrates et Indépendants

13,94 %

5 014 voix

Nacéra SALHAOUI
Rassemblement National

11,61 %

4 175 voix

Nathalie ARTHAUD
Extrême gauche

2,77 %

996 voix

29 juin: [The 10 Most Popular Country Destinations for a Holiday \(Statista\)](#)

THE 10 MOST POPULAR COUNTRY DESTINATIONS FOR A HOLIDAY

Number of inbound leisure trips in 2023

- 1 France 72.4 m
- 2 Spain 70.8 m
- 3 Turkey 45.5 m
- 4 US 41.8 m
- 5 Greece 27.5 m
- 6 Thailand 27.3 m
- 7 Italy 25.9 m
- 8 Japan 20.7 m
- 9 Germany 19.8 m
- 10 Austria 16.5 m



Sources: Tourism Economics, World Travel Market

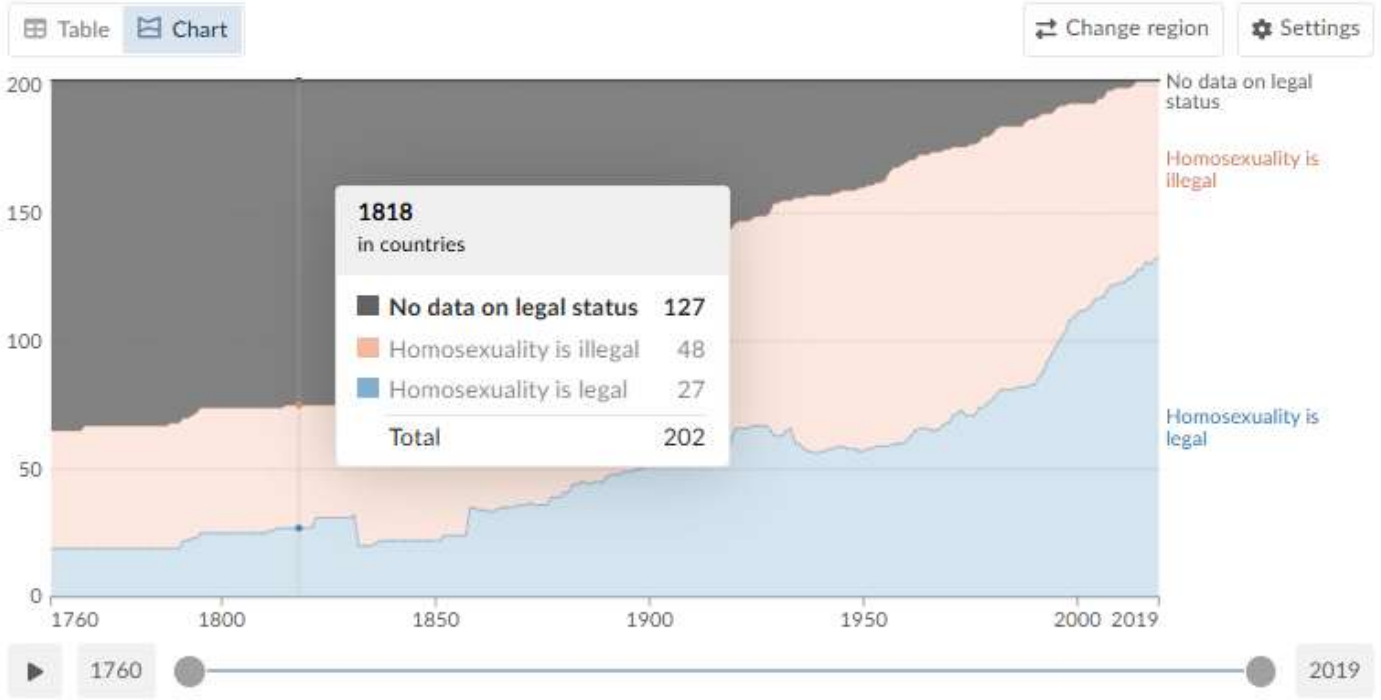


statista

28 juin: [LGBT+ rights have become more protected in dozens of countries, but are not recognized across most of the world \(Our world in data\)](#)

Countries in which same-sex sexual acts are legal, World

Law that sexual acts between consenting same-sex adults in private are not criminalized. Some countries only criminalize sexual acts between men.



Data source: Mignot (2022) - [Learn more about this data](#)

Note: Countries are considered even before they were independent.

OurWorldInData.org/lgbt-rights | CC BY

Download

Share


Enter full-screen

27 juin: [The drug-overdose capitals of Europe](#) (The Economist)

Killer highs



Drug-related deaths per m people aged 15-64
European Union*, 2022 or latest available



Source: EMCDDA

*Plus Norway and Turkey

MAP: THE ECONOMIST

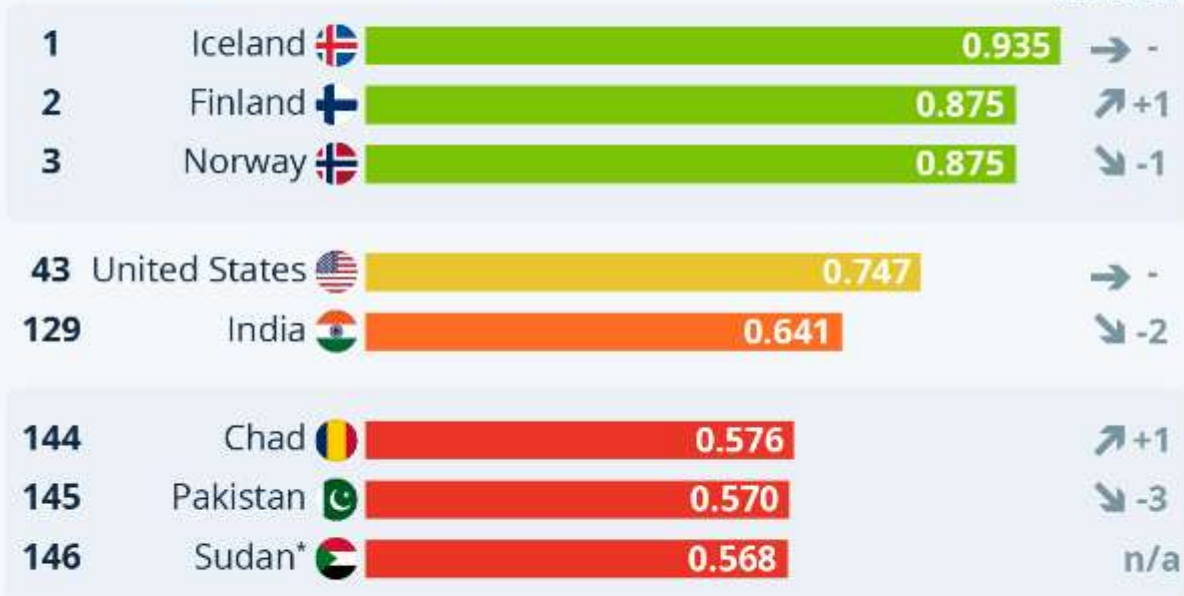
26 juin: [Best and Worst Countries for Gender Equality](#) (Statista)



Best and Worst Countries for Gender Equality

Global Gender Gap Index 2024 rankings
(1 = full gender parity)

Rank change from 2023



* New to index in 2024

Based on the following indicators: Economic participation and opportunity, educational attainment, health and survival, political empowerment

Source: World Economic Forum

24 juin: [Ten-year government bond spreads over German Bunds](#) (The Economist)

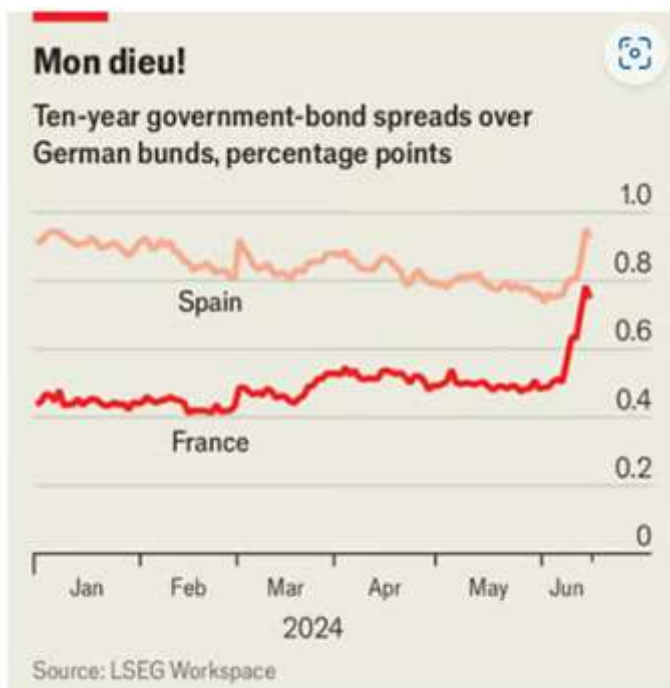


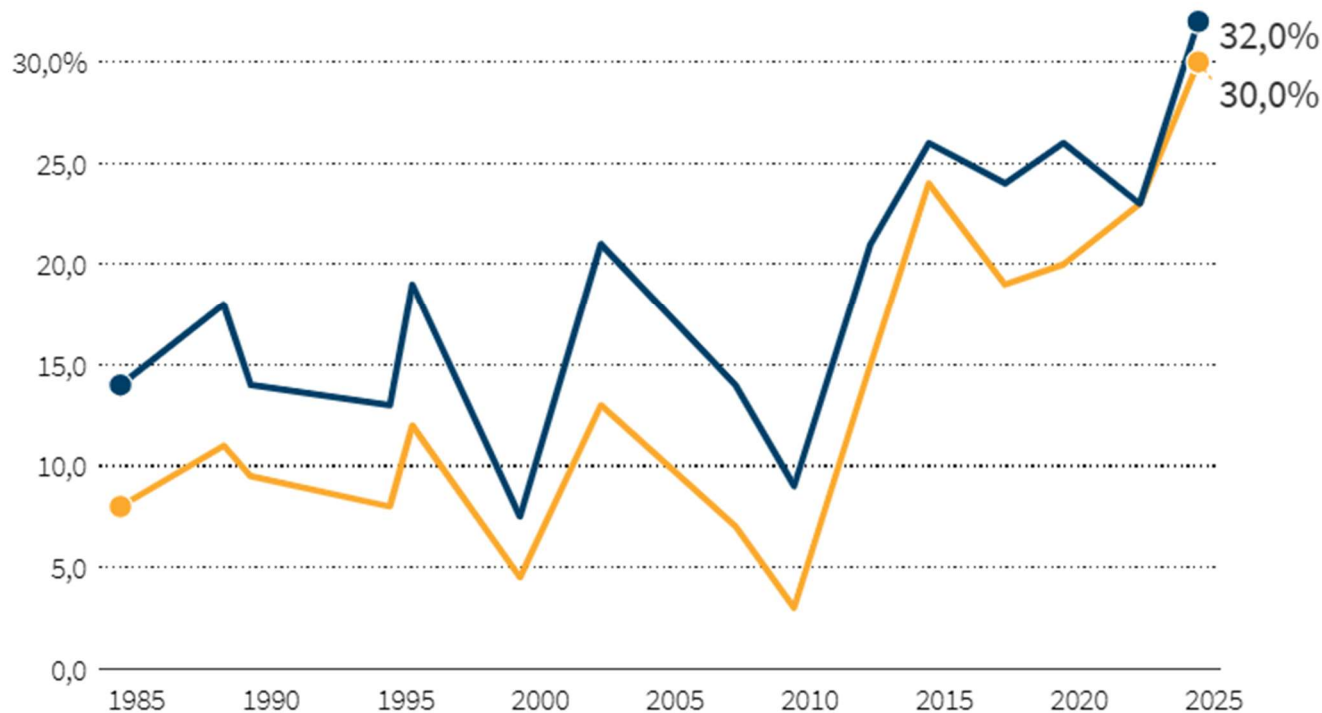
CHART: THE ECONOMIST

19 juin: [Âge, sexe, profession, ancrage territorial: comment a évolué l'électorat du Rassemblement national?](#) (lefigaro.fr)

Composition de l'électorat du RN aux européennes par sexe

En %

— Hommes — Femmes



32 % des hommes ont voté pour le RN aux européennes de 2024.

Source: ministère de l'Intérieur : Insee



June 18: [China emits more than a quarter of the world's greenhouse gases each year](#) (The Economist)

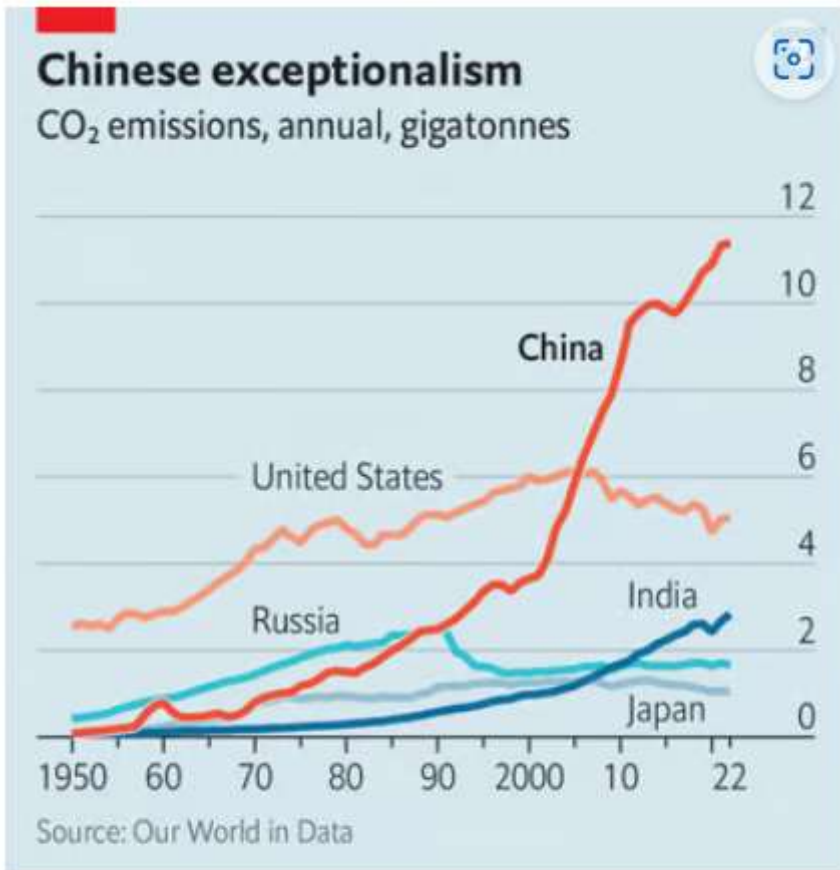


CHART: THE ECONOMIST

June 17: [UEFA Euro 2024 Sparks Interest Across the Globe](#) (Statista)

UEFA Euro 2024 Sparks Interest Across the Globe

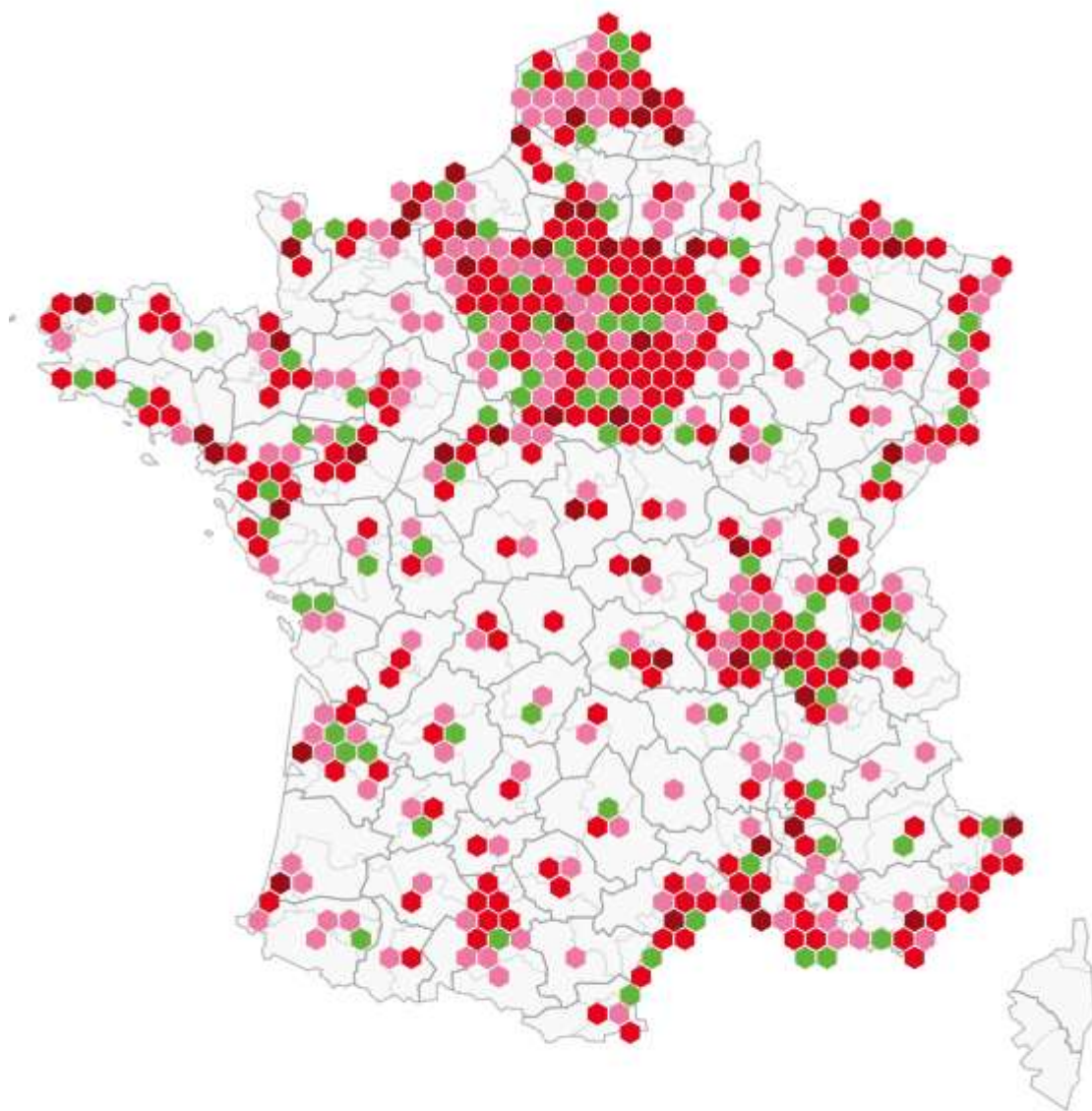
Share of respondents who are (very) interested in the UEFA Euro 2024 tournament, by region

■ Very interested ■ Interested



20,795 adults (18-55 y/o) surveyed across 26 countries in May 2024
Source: TGM Research

June 15: [La carte des investitures Nouveau Front populaire](#) (Le Monde)



● La France insoumise (229) ● Parti socialiste (175) ● Les Écologistes-EELV (92)
● Parti communiste français (50)

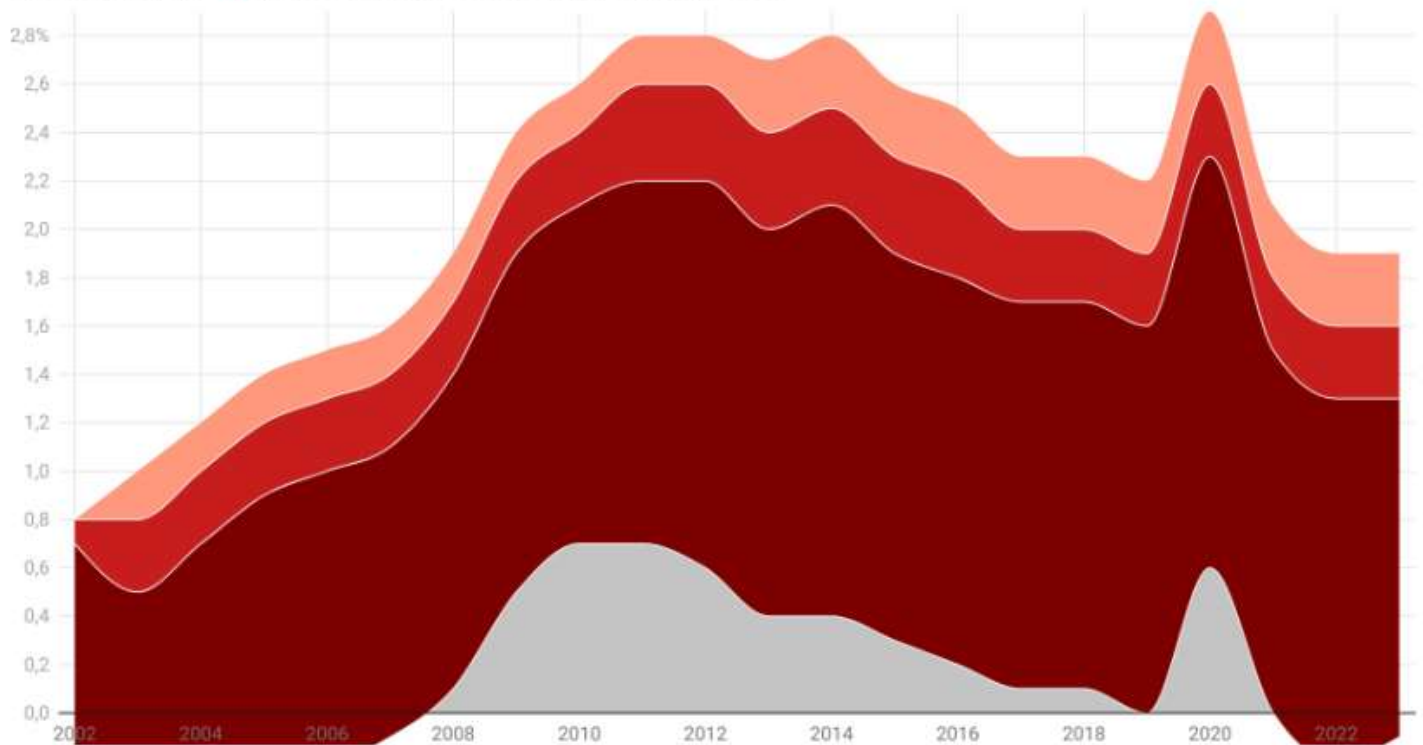
June 14: [Le déficit des retraites est de 53 milliards d'euros en 2023](#) (Contrepoints)

Déficits des retraites occultés par le COR (en % du PIB annuel de 2002 à 2023)



De 2002 à 2023, le Conseil d'orientation des retraites (COR) a occulté 94% des déficits des retraites

■ Déficits pris en compte par le COR ■ Déficits des fonctionnaires d'Etat occultés par le COR ■ Déficit des régimes spéciaux occultés par le COR (SNCF, ouvriers d'Etat, RATP..) ■ Déficits des collectivités locales et hôpitaux occultés par le COR



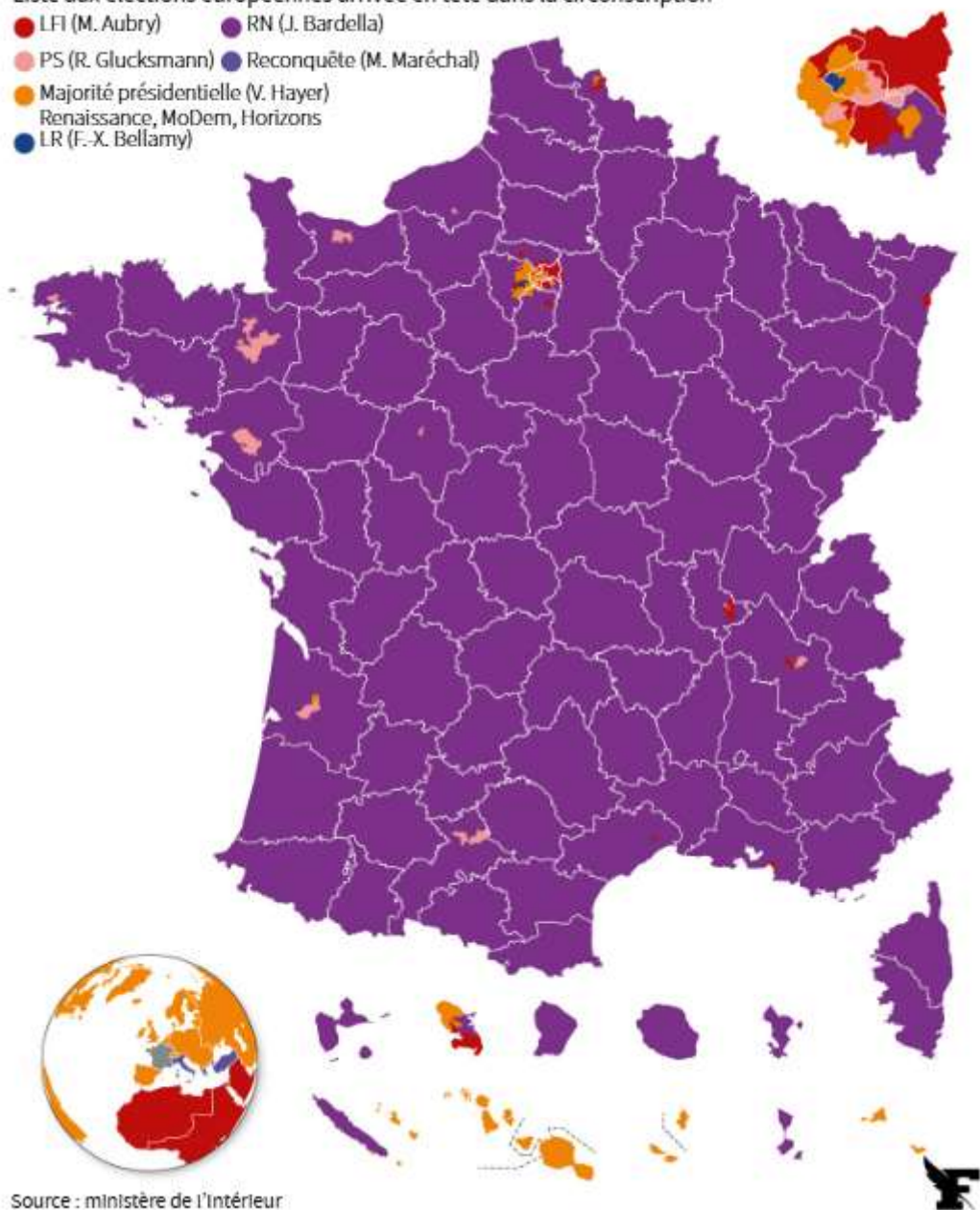
Source: Institut économique Molinari - Créé avec Datawrapper

June 13: [Les vainqueurs aux européennes \(Le Figaro\)](#)

Les vainqueurs aux européennes

Liste aux élections européennes arrivée en tête dans la circonscription

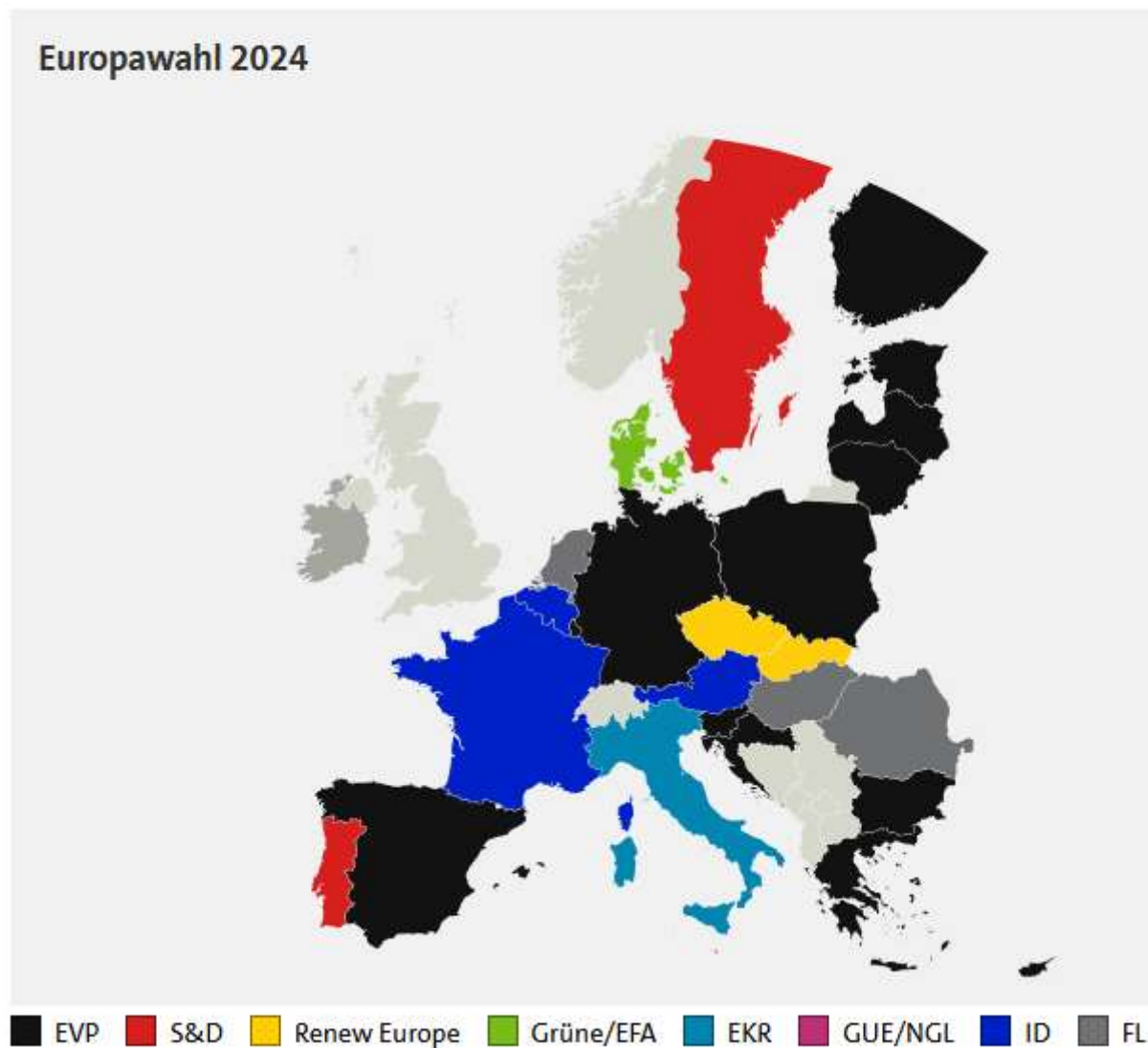
- LFI (M. Aubry)
- RN (J. Bardella)
- PS (R. Glucksmann)
- Reconquête (M. Maréchal)
- Majorité présidentielle (V. Hayer)
Renaissance, MoDem, Horizons
- LR (F.-X. Bellamy)



June 11: [EP elections: results in all countries](#) (ARD)

Die Staaten in Europa

Trends, Hochrechnungen und Ergebnisse, Einfärbung nach stärkster Partei



June 10: [E.U. Parliament projected election results \(NYT\)](#)



Group	Seats
European People's Party	184
Progressive Alliance of Socialists and Democrats	139
Renew Europe	80
European Conservatives and Reformists	73
Identity and Democracy	58
Other groups	186

[Élections européennes 2024 : découvrez l'intégralité des résultats en France \(lefigaro.fr\)](https://www.lefigaro.fr/elections/europeennes-2024)

Résultats nationaux

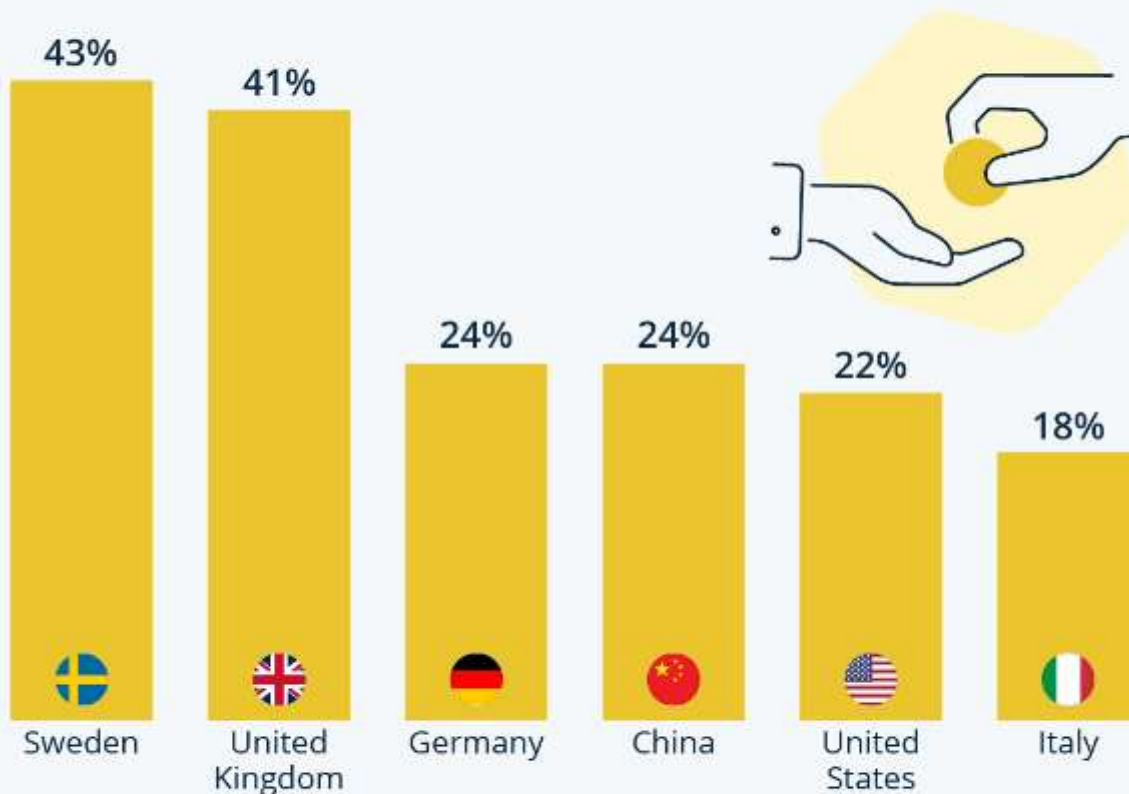
Résultats définitifs : 35270 communes / 35270



June 8: [Where's the Tipping Point?](#) (Staista)

Where's the Tipping Point?

Share of respondents who say tipping should not be expected



1,000+ respondents (18-74 y/o) per country surveyed Dec. 6-17, 2021

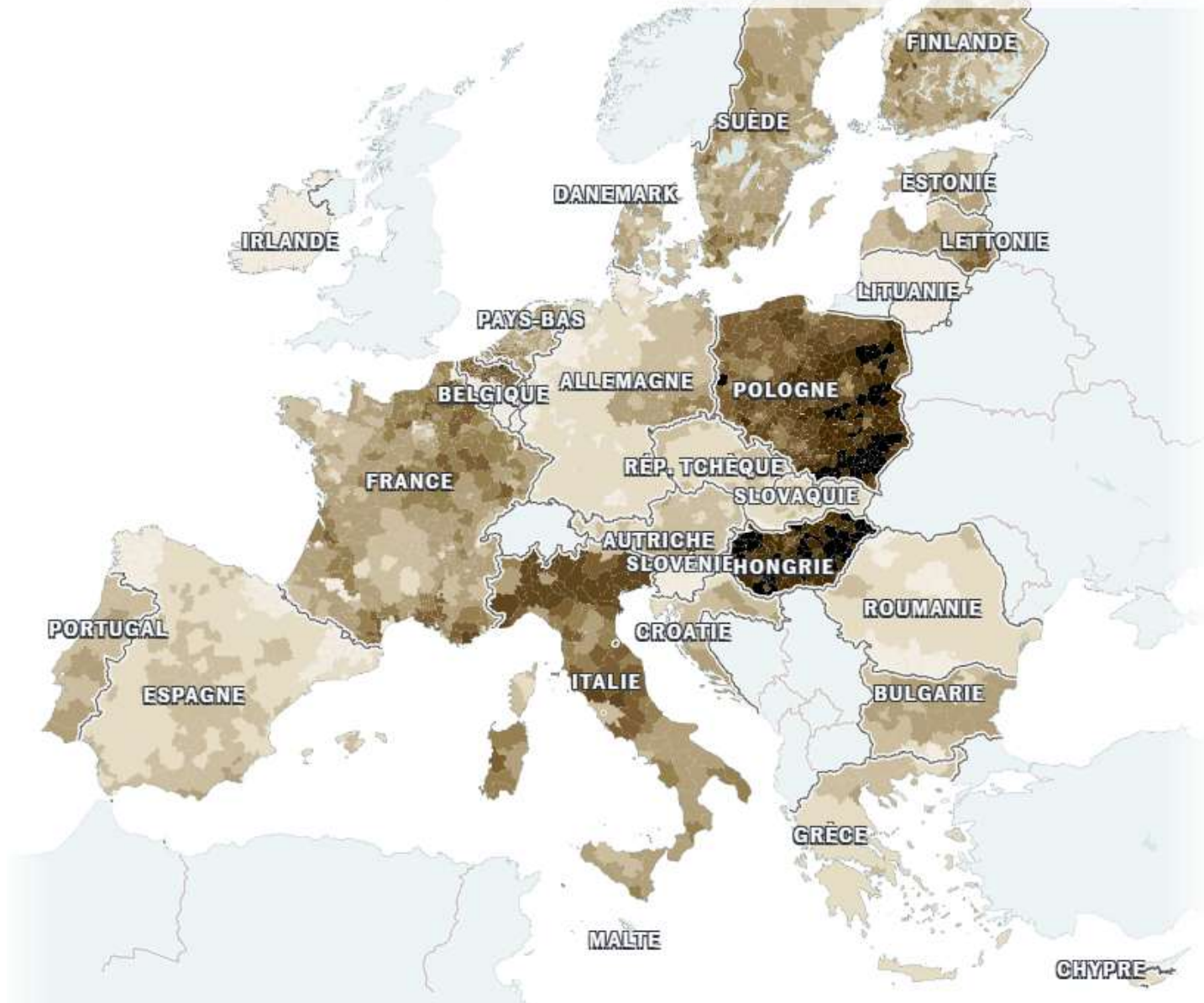

Source: Statista Consumer Insights



statista 

June 7: [Le vote d'extrême droite dans l'Union européenne \(Le Monde\)](#)

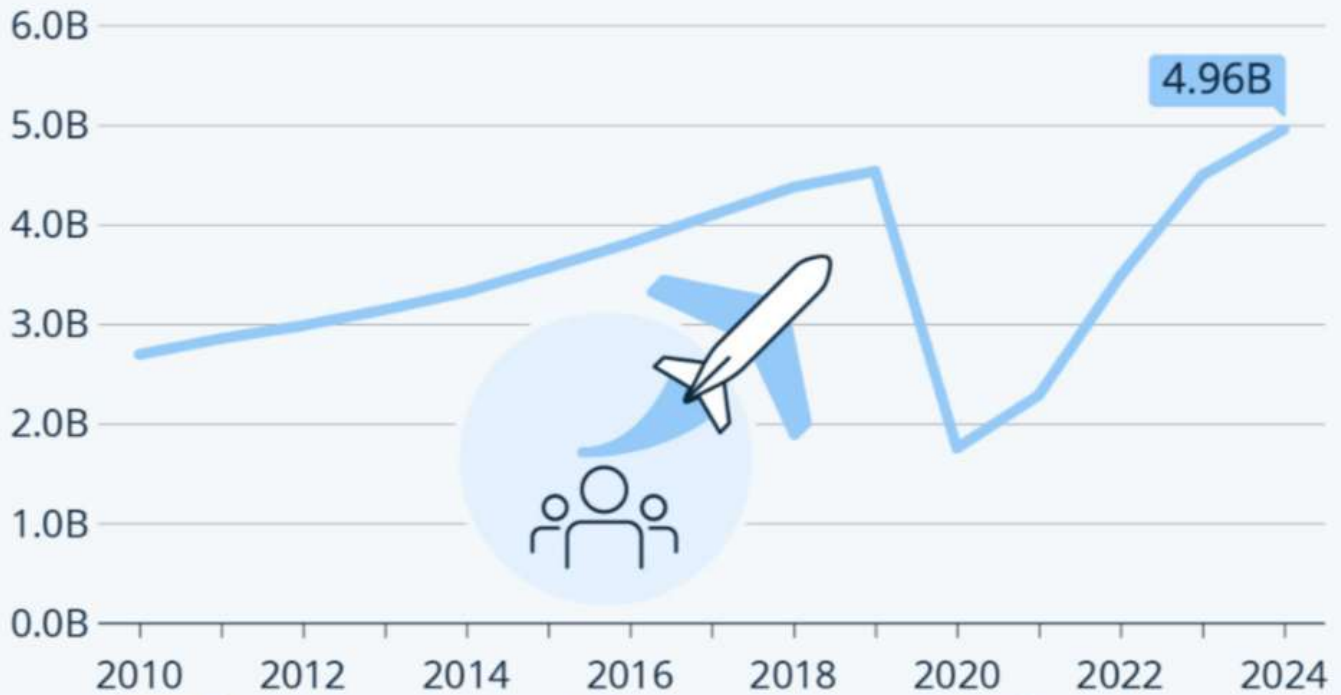
Suffrages en faveur des partis d'extrême droite aux dernières élections législatives, par circonscription, district ou commune selon les pays, en % des suffrages exprimés



June 4: [Airline Industry Aims for New Passenger Record in 2024](#) (Statista)

Airline Industry Aims for New Passenger Record in 2024

Number of scheduled passengers of the global airline industry*



June 3rd: La voiture électrique peine à s'imposer (Le Figaro)

La voiture électrique peine à s'imposer

Marché automobile dans l'Union européenne de janvier à avril 2024, variation des ventes en % sur un an glissant

	Nombre	Variation en %
Essence	1 309 532	1
Hybrides non rechargeables (HEV)	1 067 134	22,7
Diesel	473 284	-8,2
Véhicules à batterie (BEV)	441 992	6,4
Hybrides rechargeables (PHEV)	266 345	6,7
Autres (hydrogène, gaz naturel, ethanol ...)	124 755	15,6

Source: ACEA (Association des constructeurs automobiles européens)

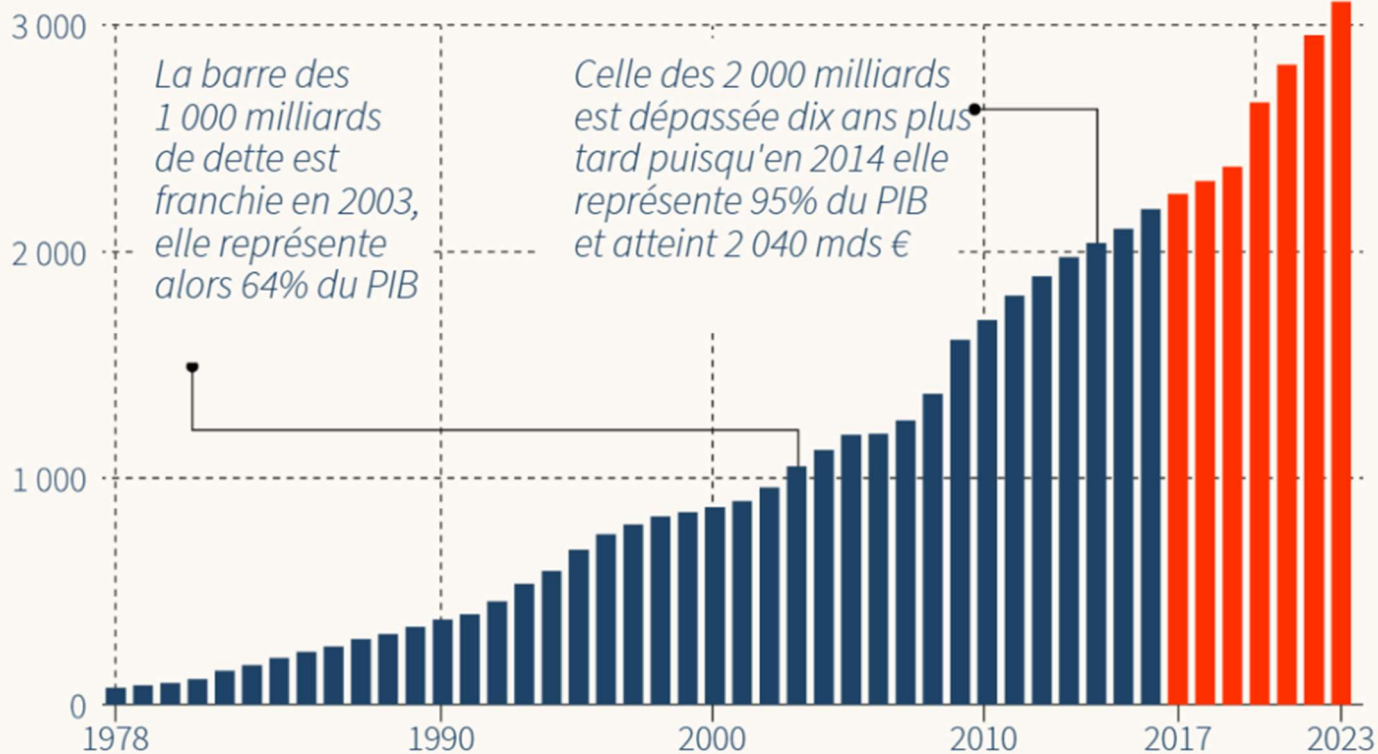


June 1st: « Dette publique, la France n'a jamais trouvé la marche arrière » (Le Figaro)

La dette publique dépasse les 3 000 milliards d'euros

La dette a augmenté de 900 milliards € depuis 2017

Dette publique de la France en milliards d'euros



Source : Insee



May 31: [Rising right](#) (The Economist)

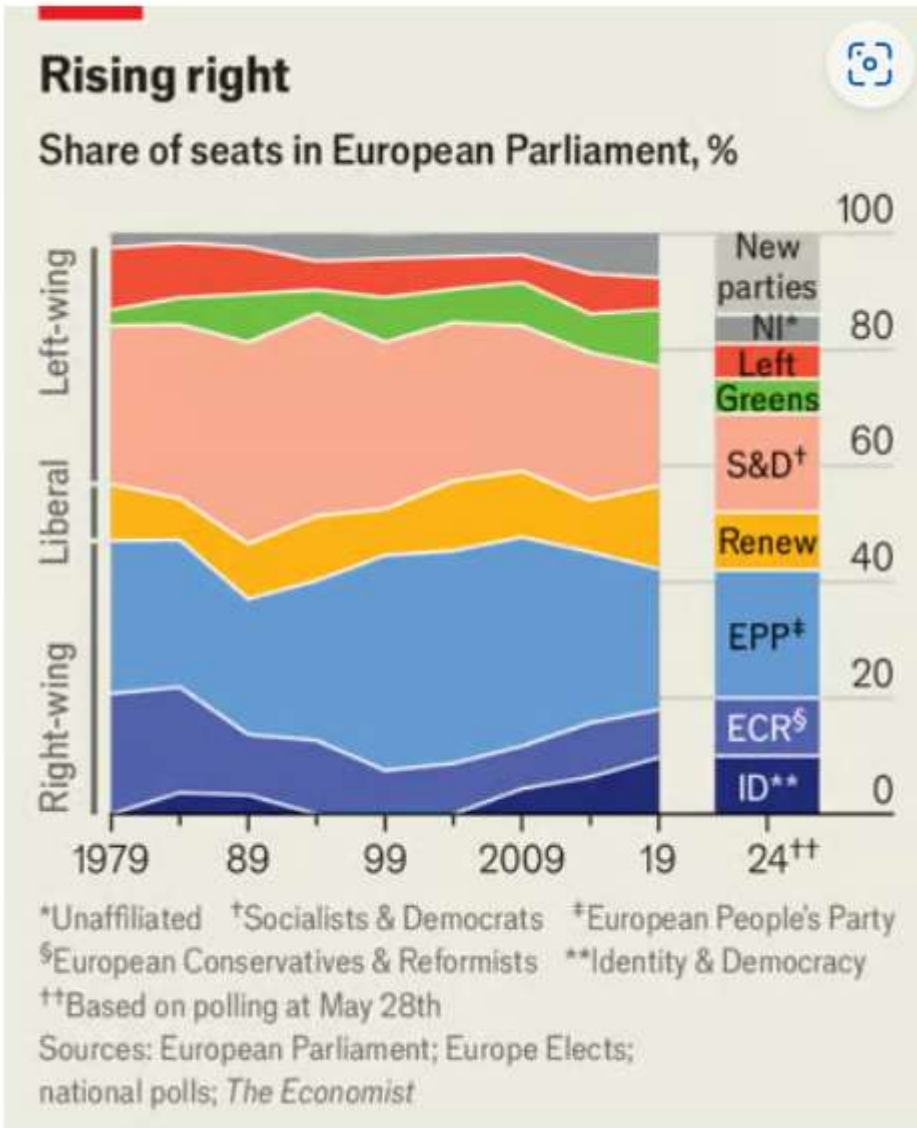
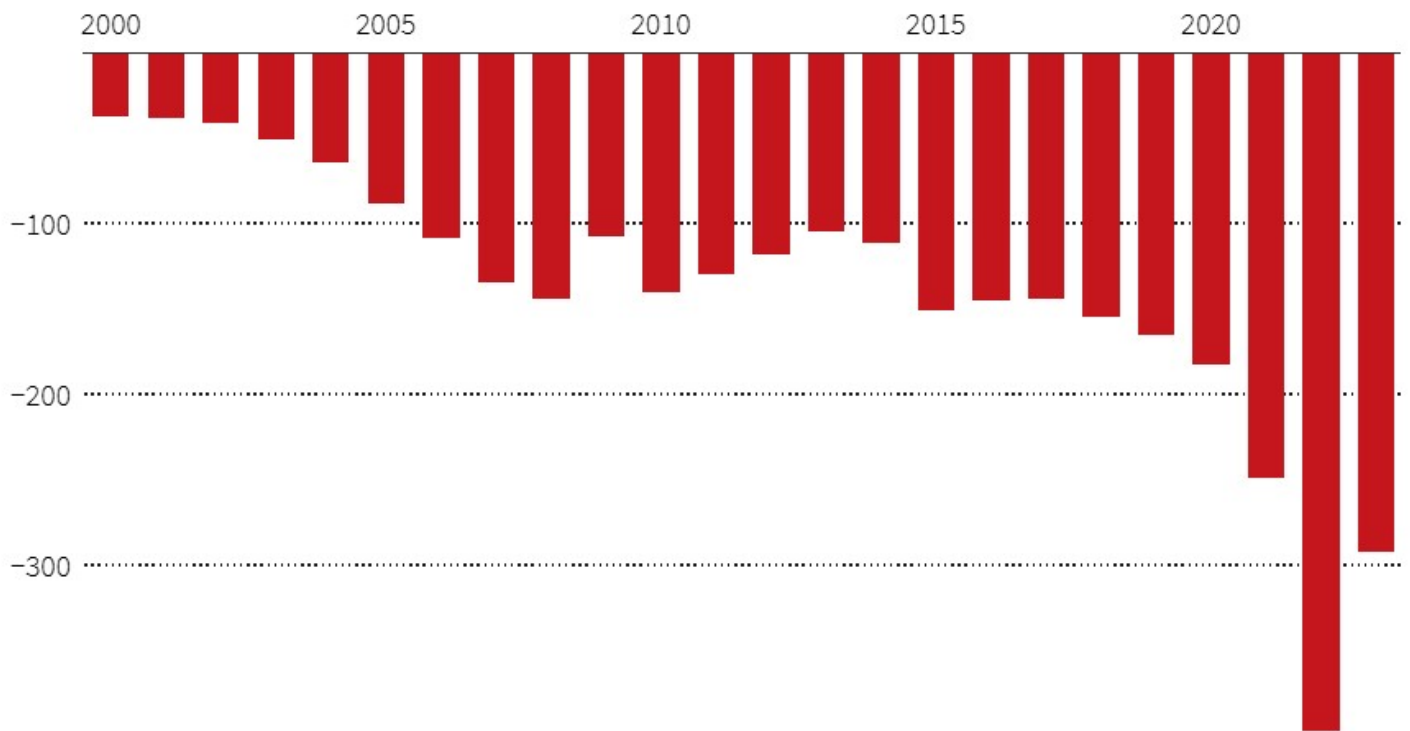


CHART: THE ECONOMIST

May 29: [Le déficit commercial avec la Chine s'est considérablement creusé depuis 2020 \(Le Figaro\)](#)

Le déficit s'est considérablement creusé depuis 2020

Déficit commercial de l'Union européenne vis à vis de la Chine, en milliards d'euros



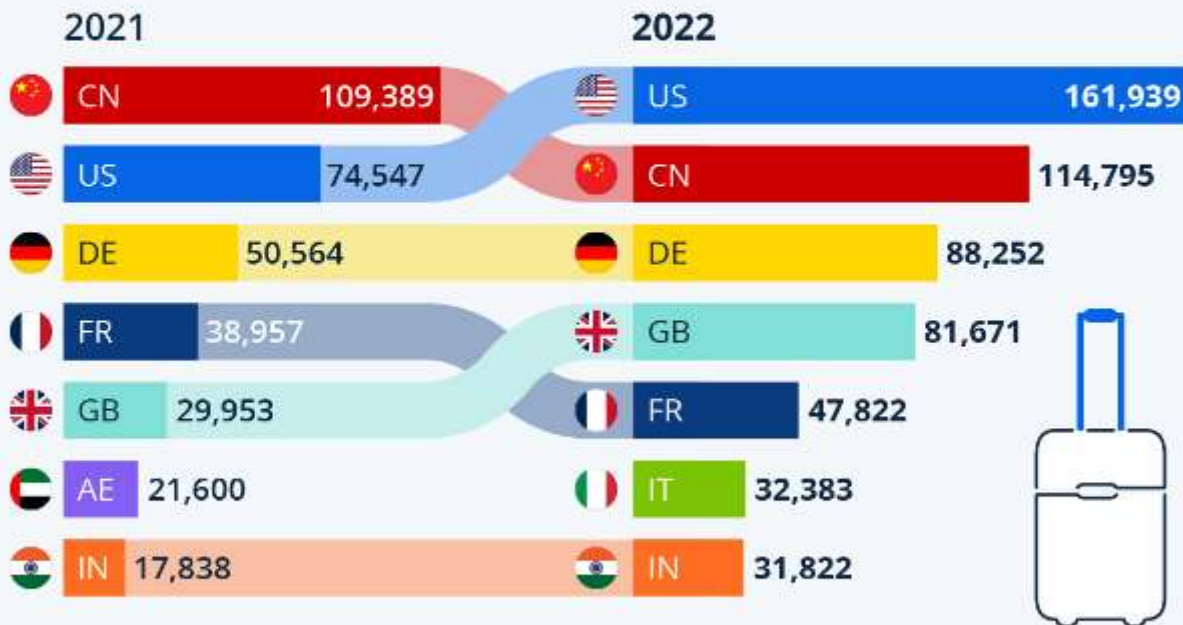
Source: Eurostat



May 28: [The World's Biggest Tourism Spenders](#) (Statista)

The World's Biggest Tourism Spenders

Outbound tourism expenditure of travelers from the following countries (in million U.S. dollars)



2022 data for UAE not available

* Outbound tourism expenditure = tourism spending outside a traveler's country of residence

Source: UNWTO

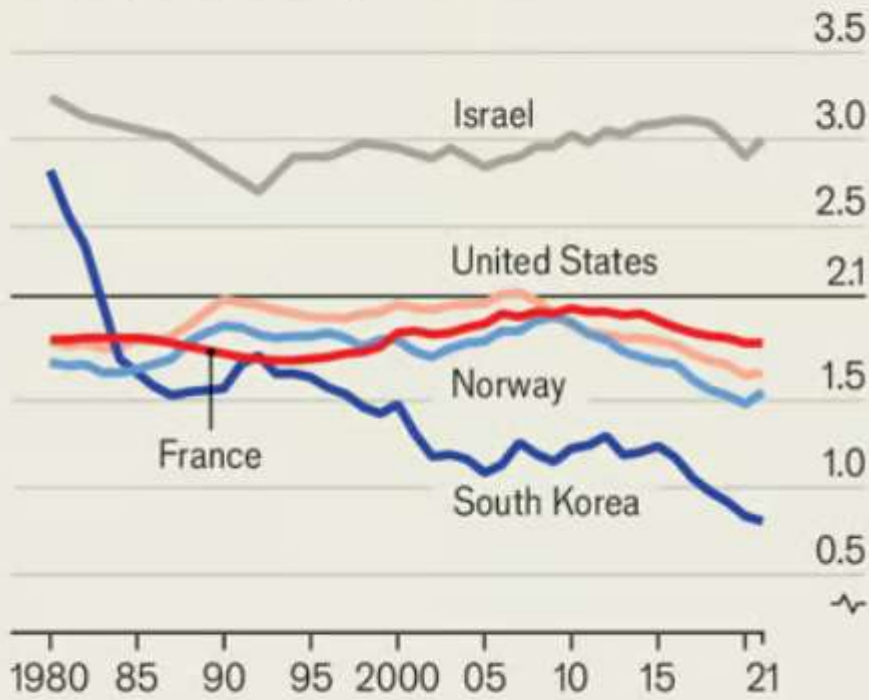


statista

May 22: [Can the rich world escape its baby crisis? \(economist.com\)](https://www.economist.com) (The Economist)

South Koreanification

Fertility rate, births per woman



Source: World Bank

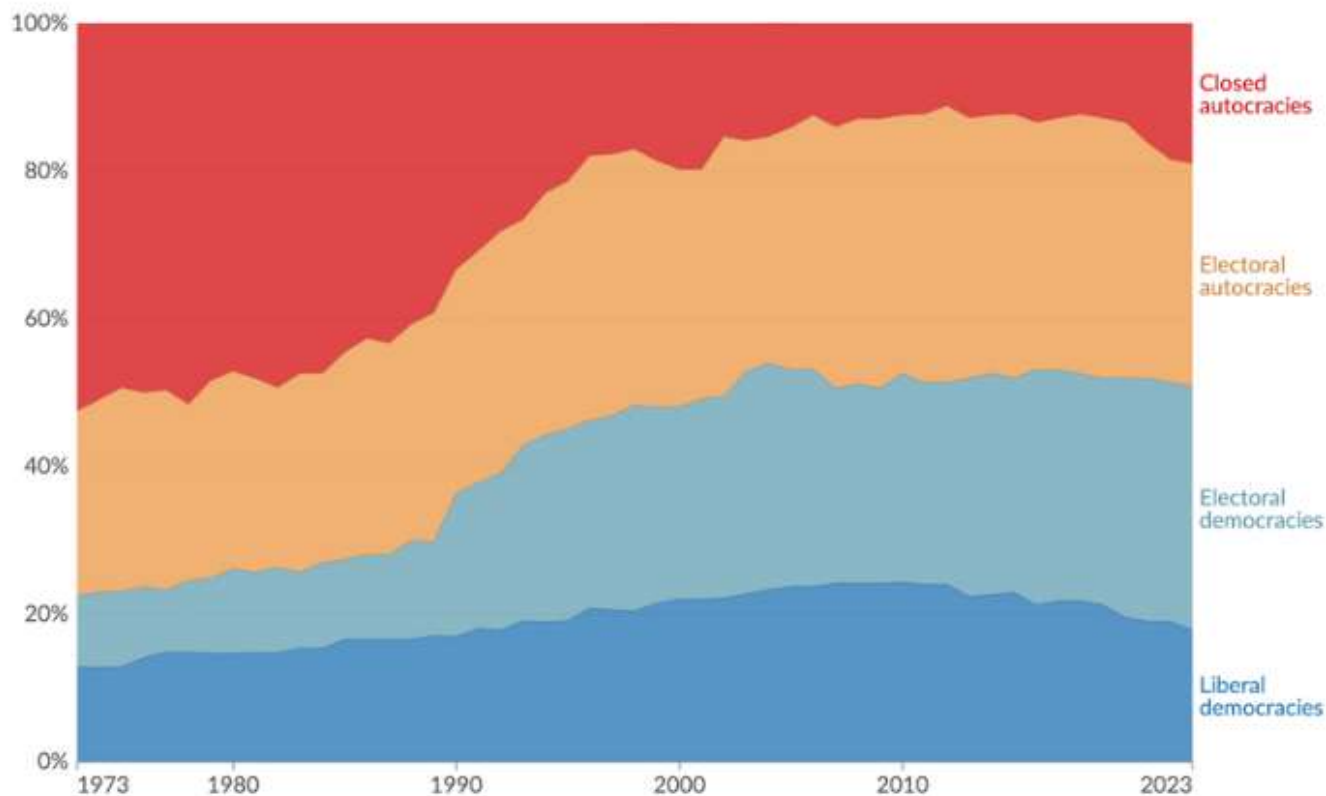
CHART: THE ECONOMIST

May 20: [The share of democracies has recently stagnated but remains near its historical high](#) (Our world in data)

Countries that are democracies and autocracies

Our World
in Data

Political regimes based on the classification by Lührmann et al. (2018) and the estimates by V-Dem's experts.



Data source: V-Dem (2024)

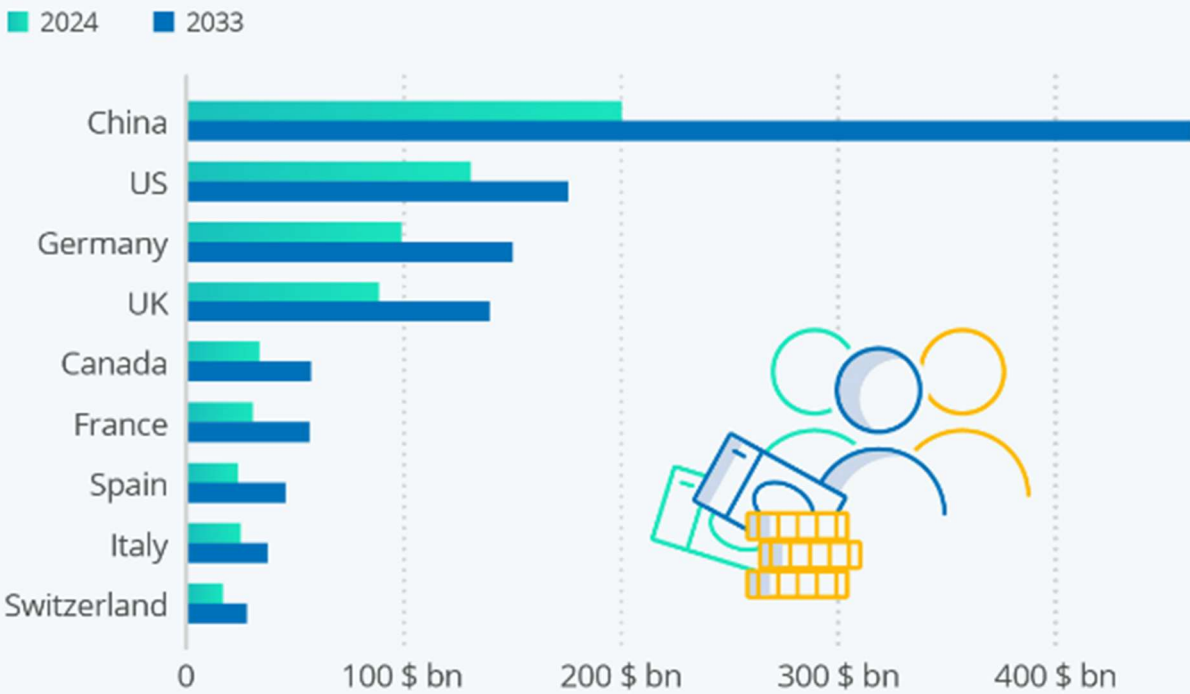
OurWorldInData.org/democracy | CC BY

May 19: [Chinese Tourists: The Big Spenders of the Coming Decade](#) (Statista)



CHINESE TOURISTS: THE BIG SPENDERS OF THE COMING DECADE

Outbound travel spending & growth
(selected countries, 2024 vs. 2033)



Sources: Tourism Economics, World Travel Market



May 16: [America's 100% tariffs on Chinese EVs](#) (The Economist)

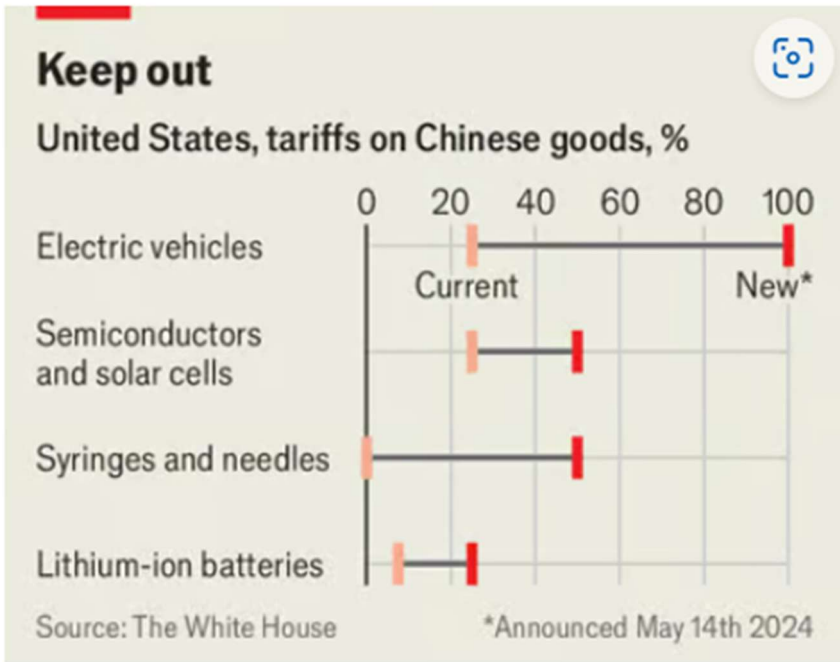
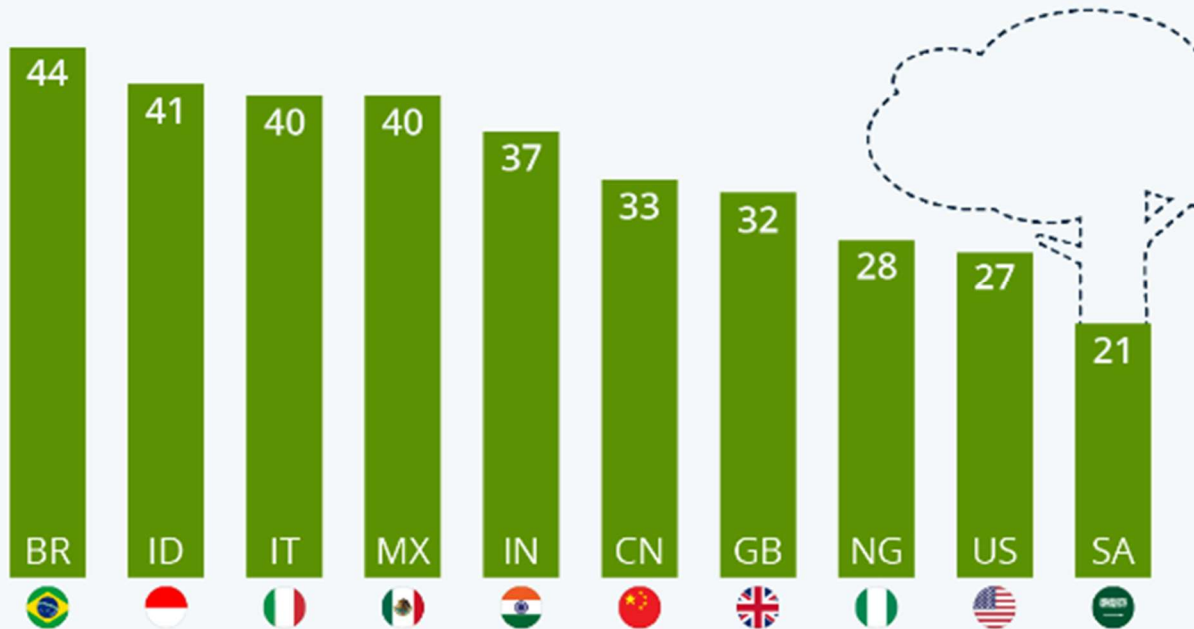


CHART: THE ECONOMIST

May 15: [Environmental Protection Not a Major Issue for Majority](#) (Statista)

Environmental Protection Not a Major Issue for Majority

Share of respondents who consider environmental protection among the most important issues in their country (in %)



Selected countries

2,000-60,000 respondents (18-64 y/o) surveyed Apr. 2023-Mar. 2024

Source: Statista Consumer Insights



statista

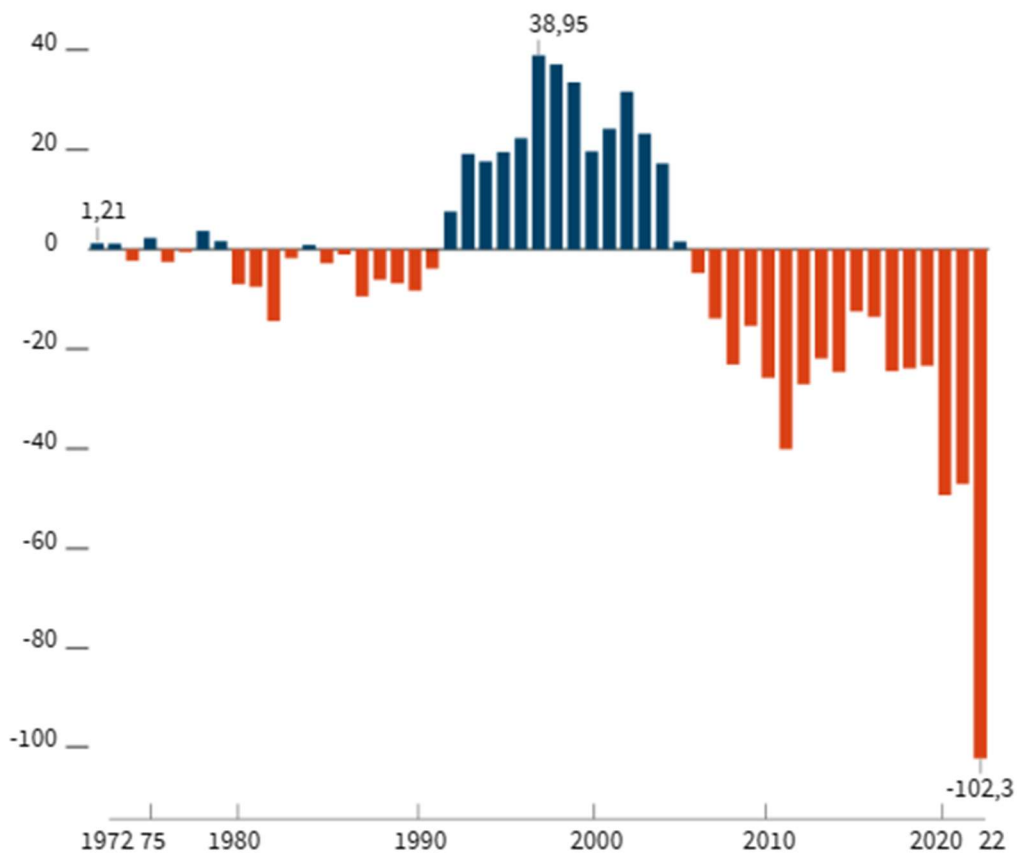
May 14: [17 ans que le déficit commercial ne cesse de se creuser](#) (Le Figaro)

Déficit commercial désormais structurel

17 ans que le déficit commercial ne cesse de se creuser

Solde de la balance commerciale (biens et services), en milliards d'euros

■ Excédent ■ Déficit



Source : Jérôme Fourquet, Ifop

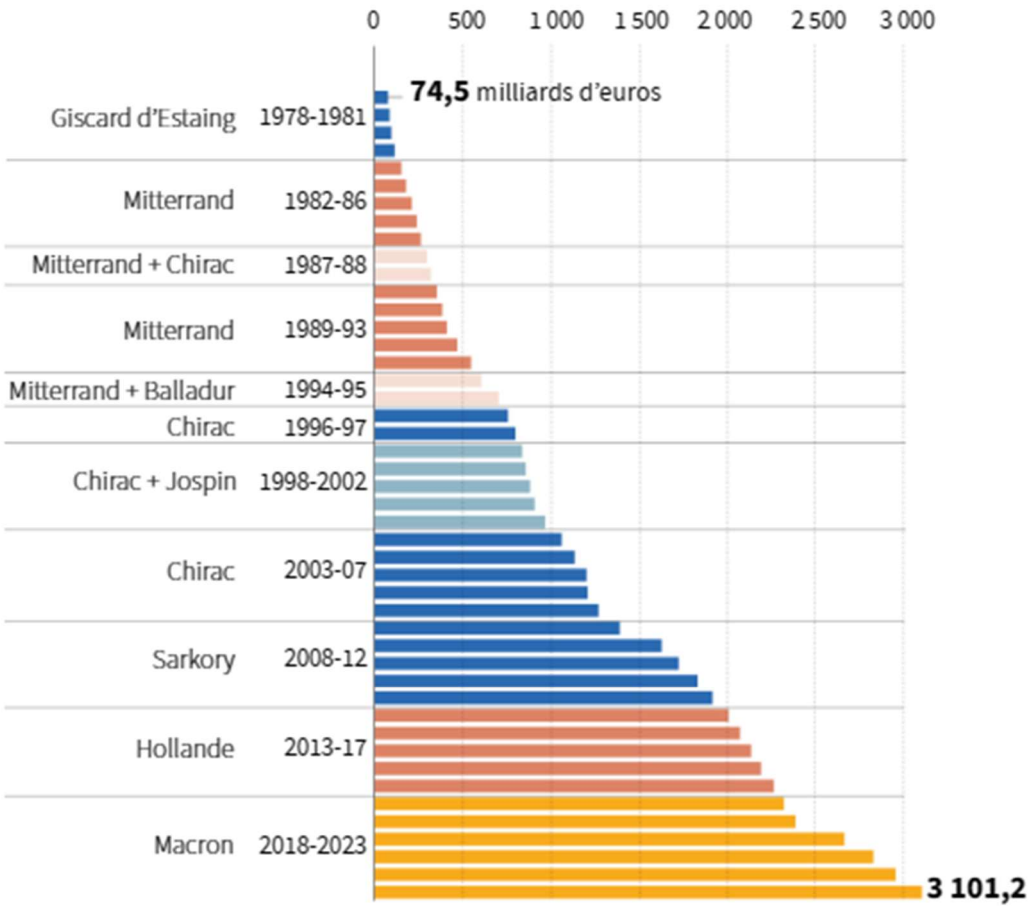


May 13: [Dette et déficit publics: la grande glissade](#) (Le Figaro)

En dépit des alternances politiques, le fardeau de la dette ne cesse de s'alourdir

Dettes publiques, en milliards d'euros

Gouvernement :
■ Droite ■ Droite (cohabitation avec un président de gauche)
■ Gauche ■ Gauche (cohabitation avec un président de droite)
■ Centre



Source : Jérôme Fourquet, Ifop

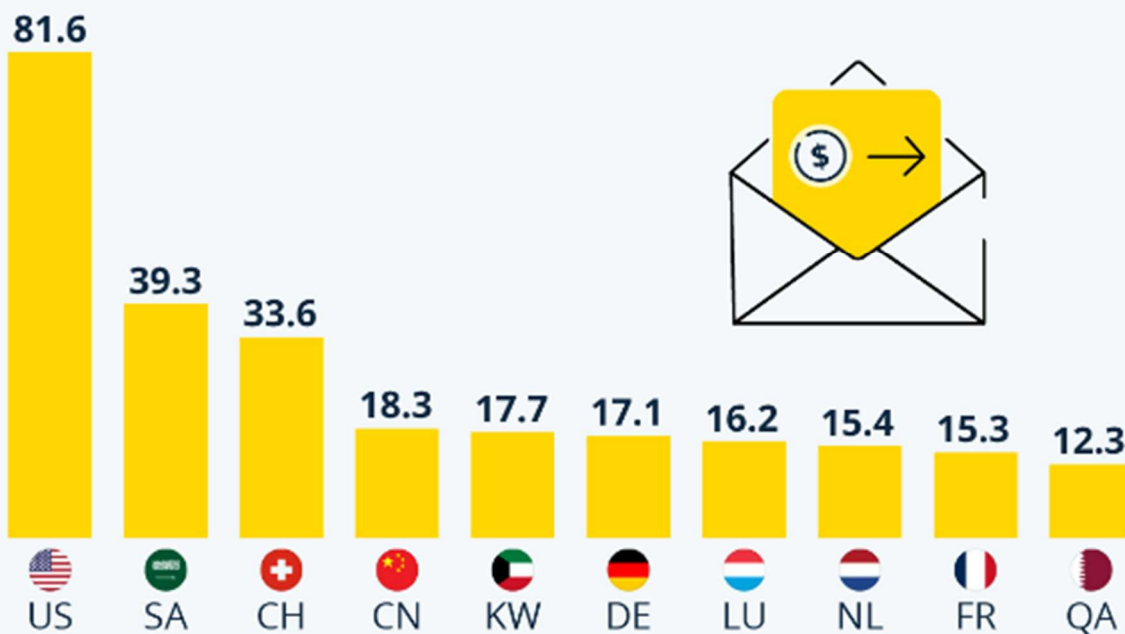


May 12: [Which Country Sends The Most Remittances?](#) (Statista)



Which Countries Sent the Most Remittances?

The top 10 remittance-sending countries in 2022 (in billion U.S. dollars)*



* The United Arab Emirates is not included for 2022 as the remittances data have not been updated.

Source: World Bank

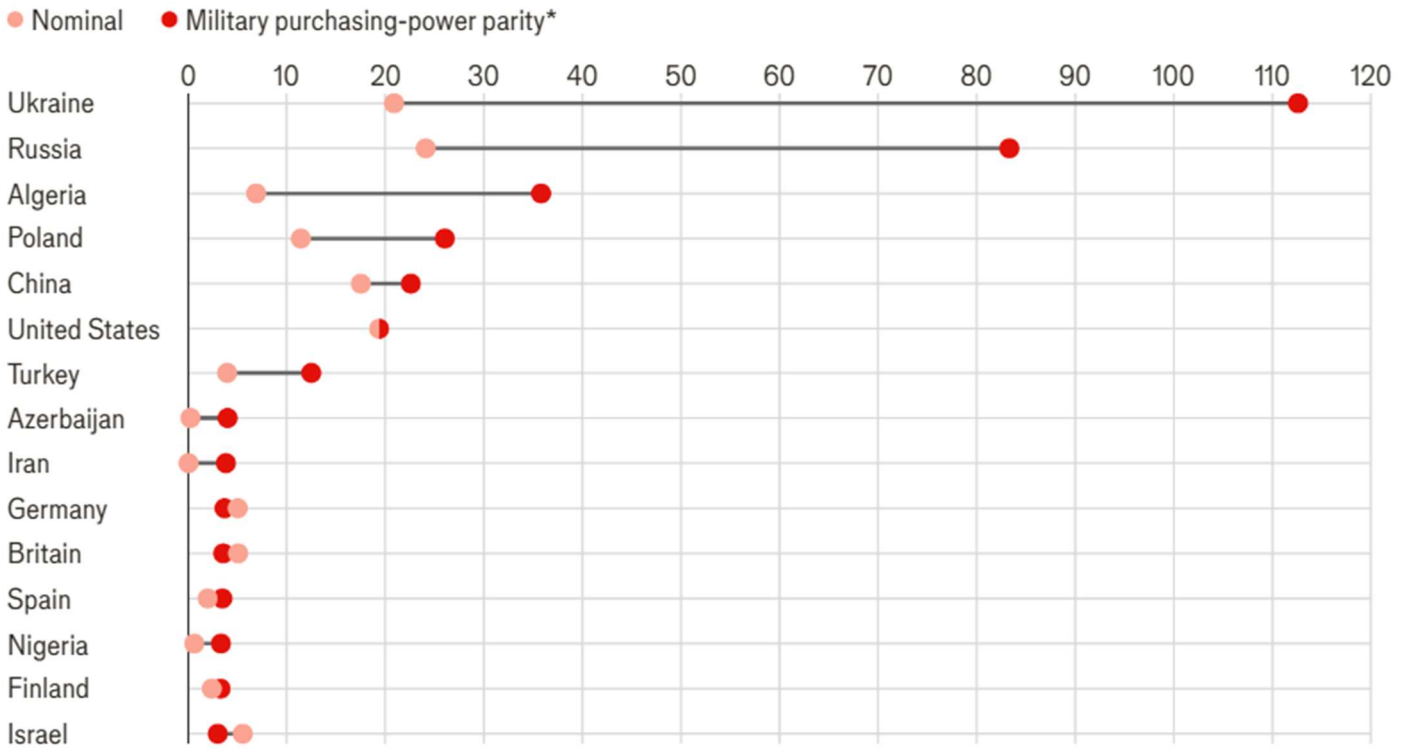


statista

May 8: [How countries rank by military spending: Our analysis shows how NATO allies match up against their rivals](#) (The Economist)

Stretching the budget

Increase in military spending, 2022-23, \$bn
2022 prices



*Adjusting spending to reflect cost and wage differences with the United States
Sources: SIPRI; Peter Robertson; *The Economist*

May 7: [China's Most Important Export Partners](#) (Statista)



China's Most Important Export Partners

Chinese exports to the following countries/groups of nations in 2023



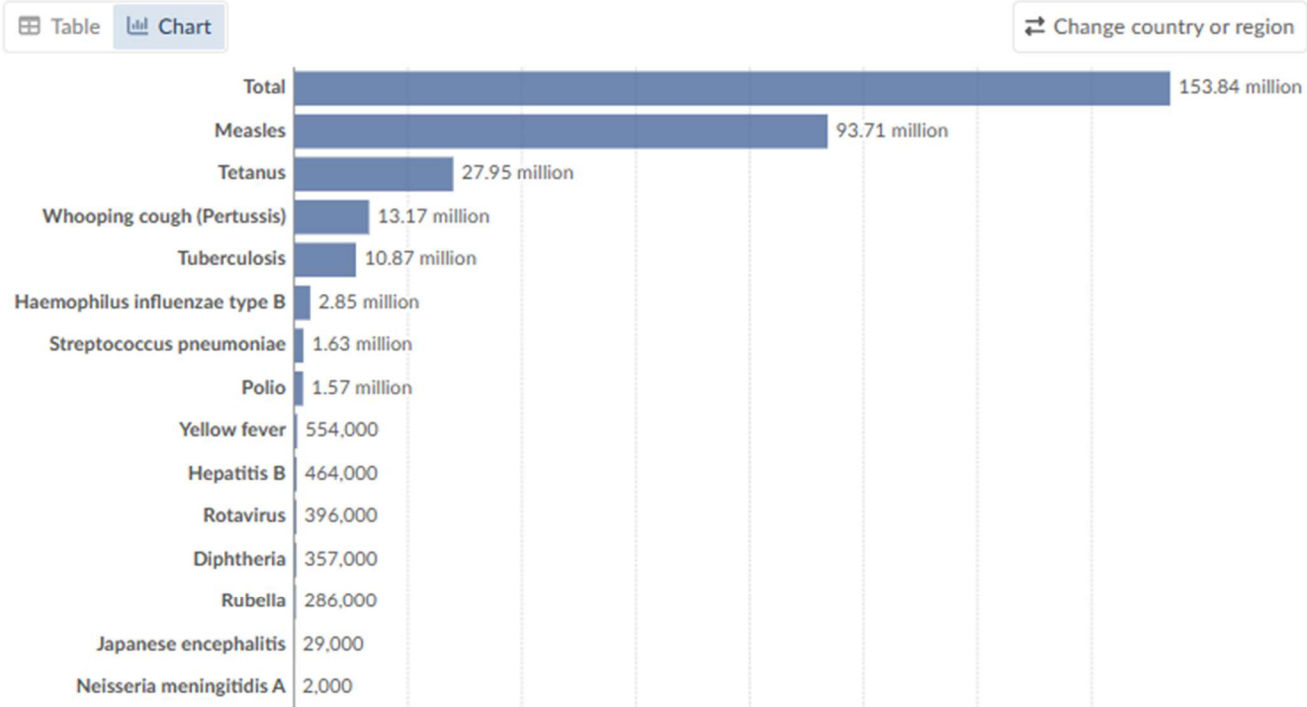
Source: General Administration of Customs of the People's Republic of China



statista

May 6: [Vaccines have saved 150 million children over the last 50 years](#) (Our World in Data)

Number of lives saved by vaccinations from 1974 to 2024, World



Data source: Shattock et al. (2024). Contribution of vaccination to improved child survival: modelling 50 years of the Expanded Programme on Immunization. - [Learn more about this data](#)
OurWorldInData.org/vaccination | CC BY



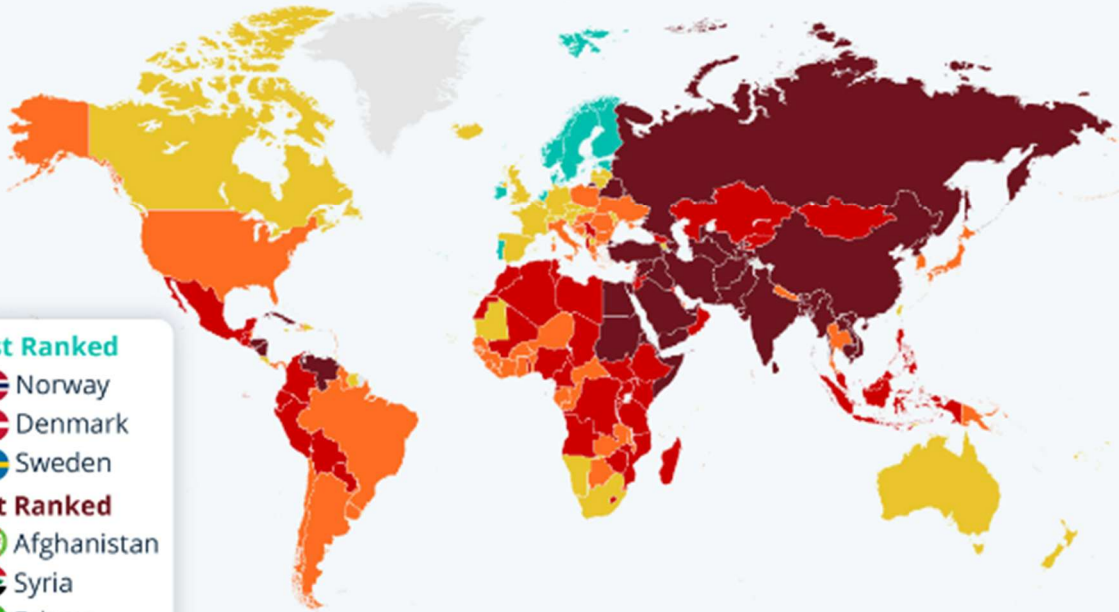
May 5: [The State of World Press Freedom](#) (Statista)



The State of World Press Freedom

Countries ranked by level of press freedom in 2024

- Good situation
- Satisfactory situation
- Noticeable problems
- Difficult situation
- Very serious situation



Highest Ranked

- 91.9 Norway
- 89.6 Denmark
- 88.3 Sweden

Lowest Ranked

- 19.1 Afghanistan
- 17.4 Syria
- 16.6 Eritrea

Source: World Press Freedom Index | Reporters Without Borders

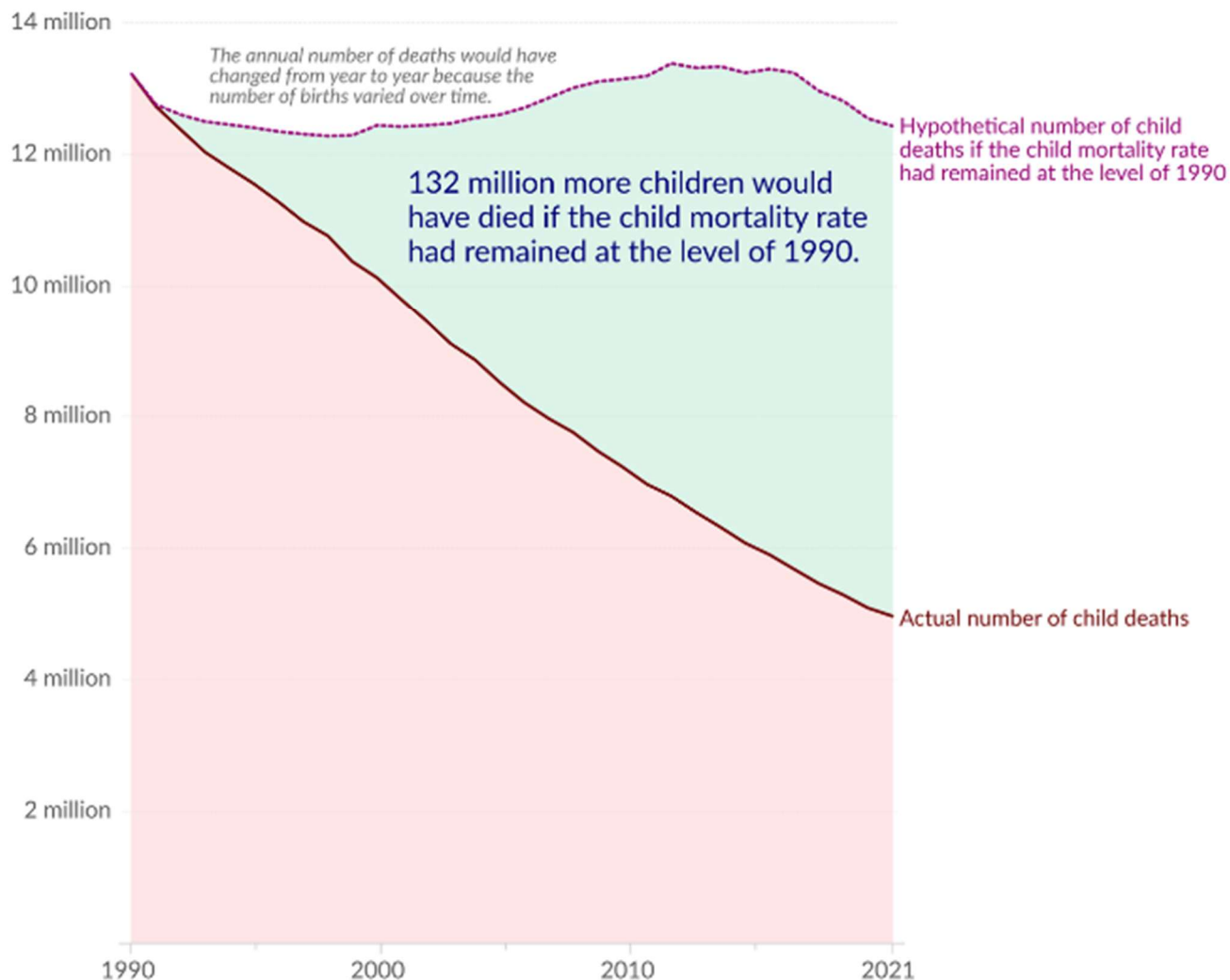


statista

May 2nd: [How many children did not die thanks to progress in global health? Thanks to improvements in global health, more than 100 million children have been saved since 1990 \(Our World in Data\)](#)

How many more children would have died if child mortality had not fallen since 1990?

The child mortality rate declined from 9.3% in 1990 to 3.7% in 2021.



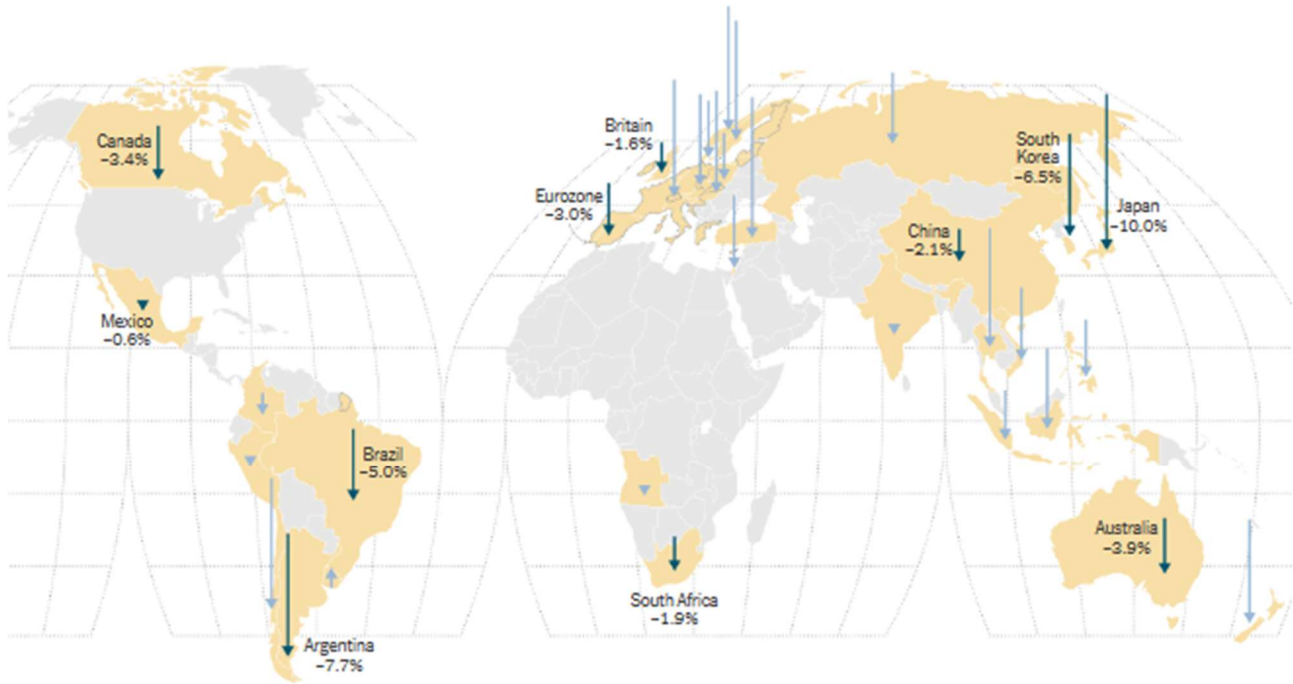
Data: calculated based on United Nations, World Population Prospects (2022).

CC BY

April 30: [A Strong U.S. Dollar Weighs on the World](#) (NYT)

Where Currencies Are Falling Around the World

Year-to-date percentage change in the value of each country's official currency against the U.S. dollar.



Source: FactSet · By Karl Russell

April 29: [Amazon Dominates Book Sales Almost Everywhere](#) (Statista)



Amazon Dominates Book Sales Almost Everywhere

Share of respondents in selected countries who bought printed books from Amazon in the last 12 months (in %)



740-3,500 respondents (18-64 y/o) who buy books per country surveyed in Jan. - Dec. 2023
Source: Statista Consumer Insights

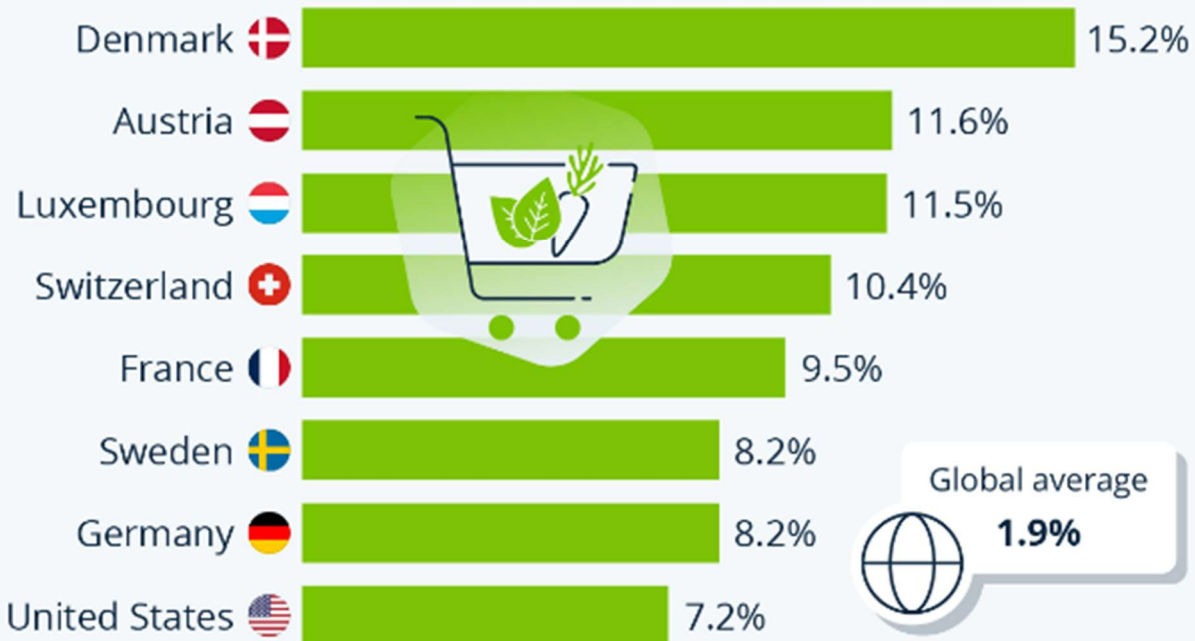


April 28: [The Countries Where the Most People Buy Organic](#) (Statista)



The Countries Where the Most People Buy Organic

Countries with the highest shares of organic food products in all food revenues in 2023



Food marketed as organic. Excludes restaurants/food away from home

Source: Statista Market Insights

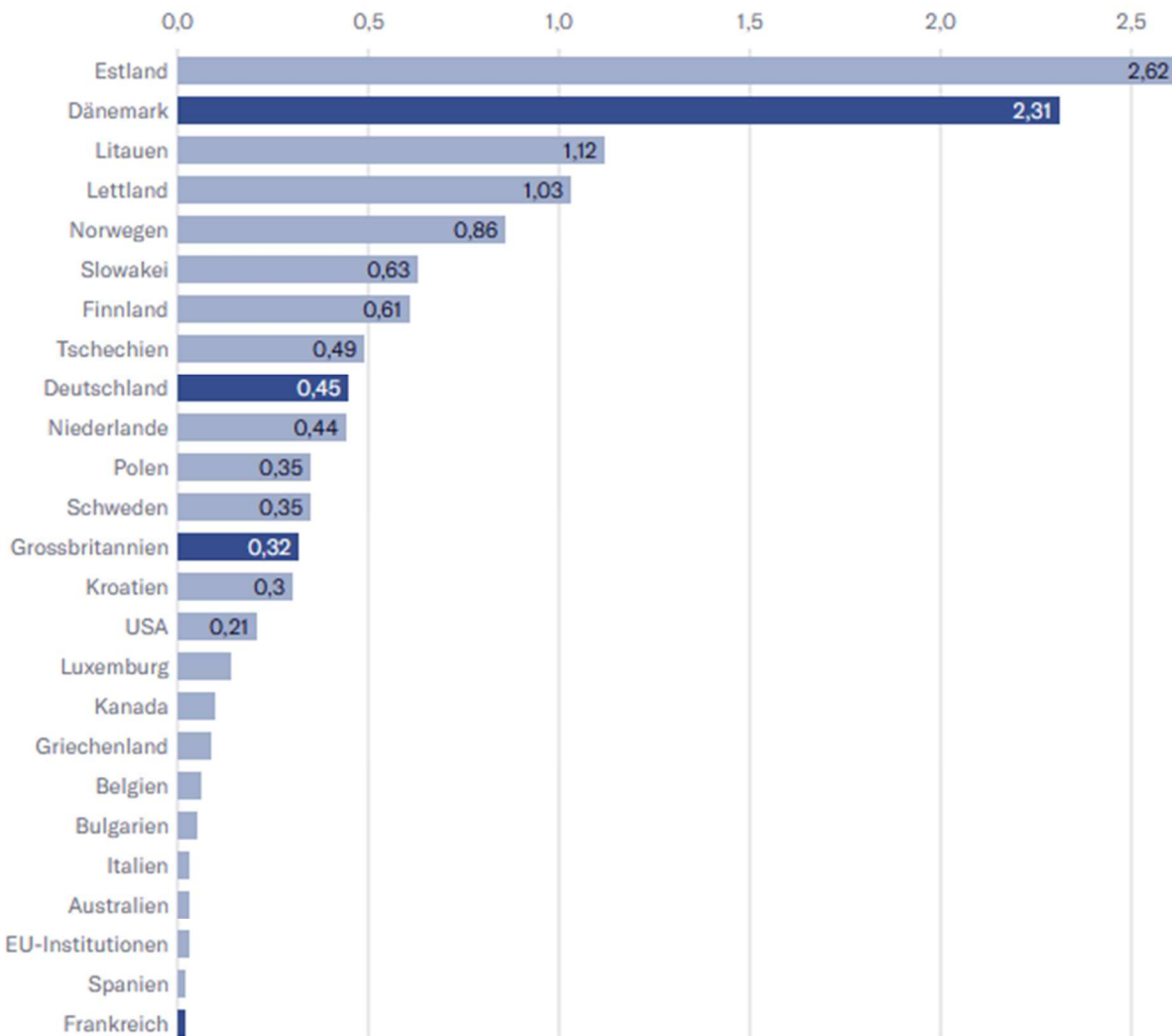


statista

April 18: [The small European countries help Ukraine disproportionately. And France? France in last place \(Statista\)](#)

Die kleinen europäischen Länder helfen überproportional viel

Kurzfristige bilaterale Militärhilfe seit Kriegsbeginn 2022, gemessen an der Wirtschaftskraft der Geberländer, in Prozent



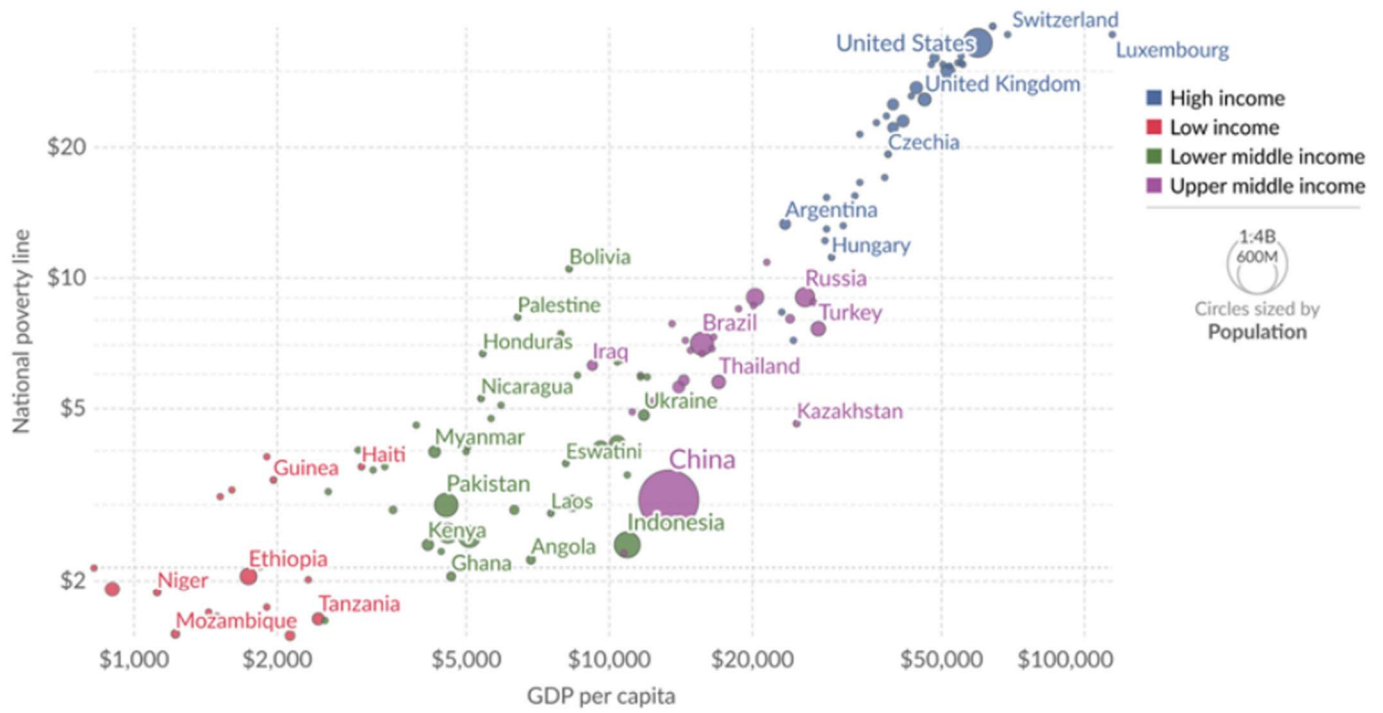
Als kurzfristige Militärhilfe zählen Zusagen der Länder für Hilfen, die zeitnah in der Ukraine eintreffen sollen und nicht Teil mehrjähriger Vereinbarungen sind. Die EU-Militärhilfe ist nicht mitgerechnet. Stand: 15.1.24

Quelle: [Ukraine Support Tracker](#)

NZZ / jum.

April 17: [National poverty lines differ widely between countries](#) (Our world in data)

National poverty lines vs. GDP per capita, 2017



Data source: Jolliffe et al. (2022); World Bank (2023)

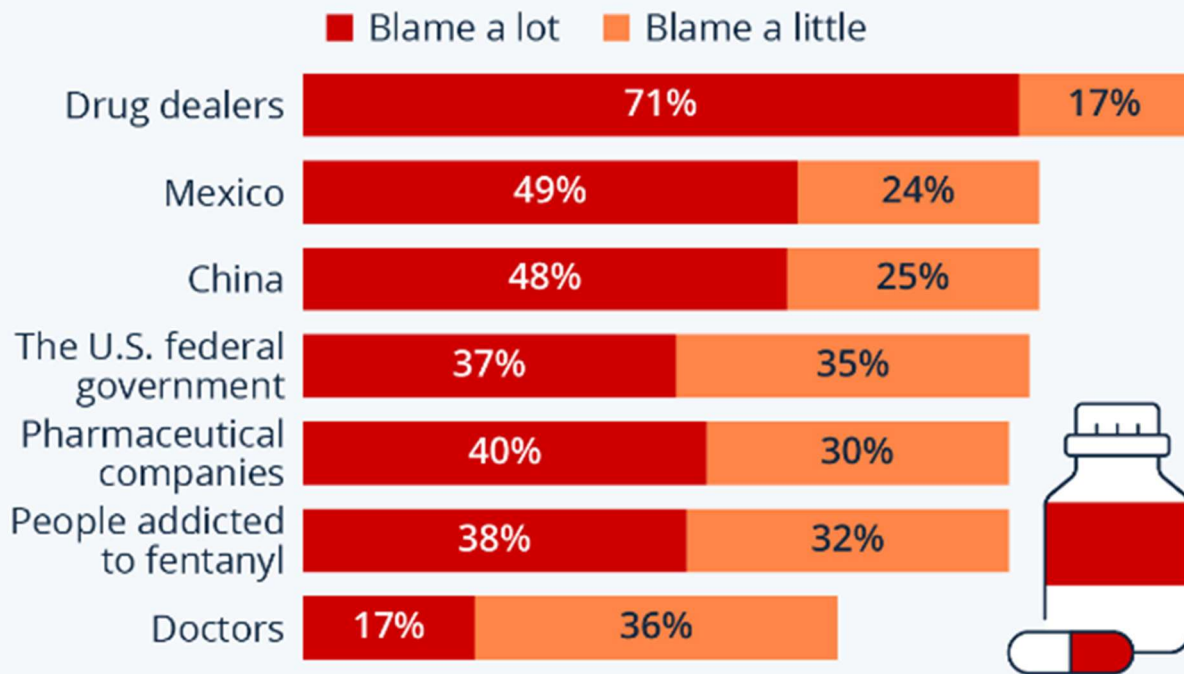
Note: This data is expressed in international-\$ at 2017 prices to account for inflation and differences in the cost of living between countries.

CC BY

April 16: [Who's to Blame for the U.S. Fentanyl Crisis?](#) (Statista)

Who's to Blame for the U.S. Fentanyl Crisis?

Share of respondents saying the following are to blame for the fentanyl problem in the U.S.



1,500 U.S. adults surveyed Nov. 18-20, 2023

Sources: YouGov, The Economist



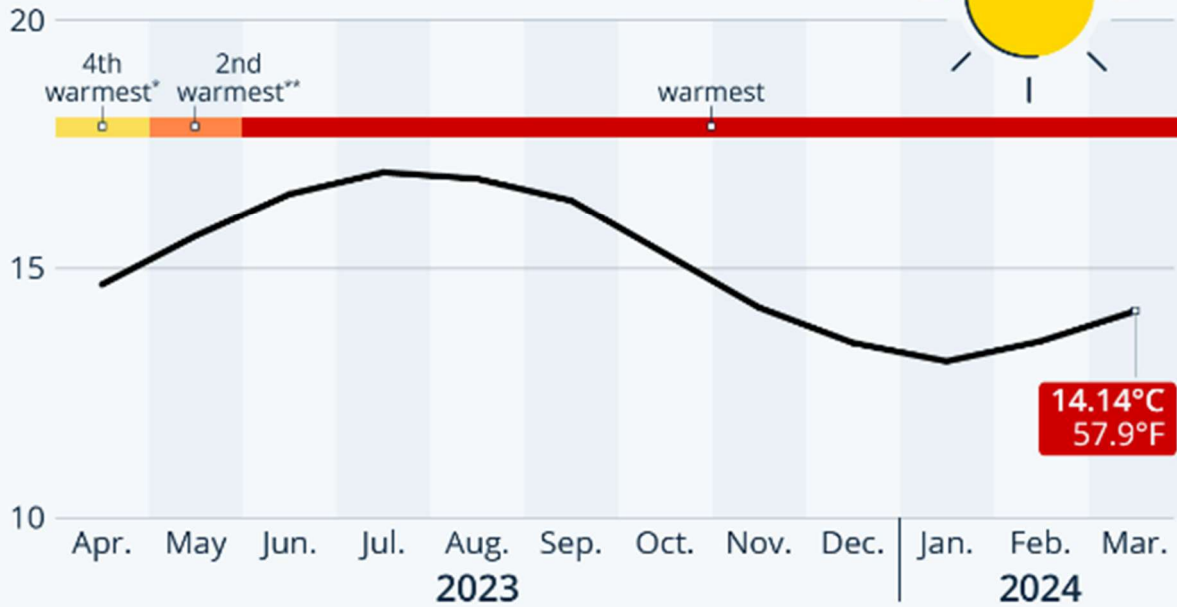
statista

April 12: [March Was the 10th Hottest Consecutive Month on Record \(Statista\)](#)



March Was the 10th Hottest Consecutive Month on Record

Average global surface air temperature, by past months (in degrees Celsius)

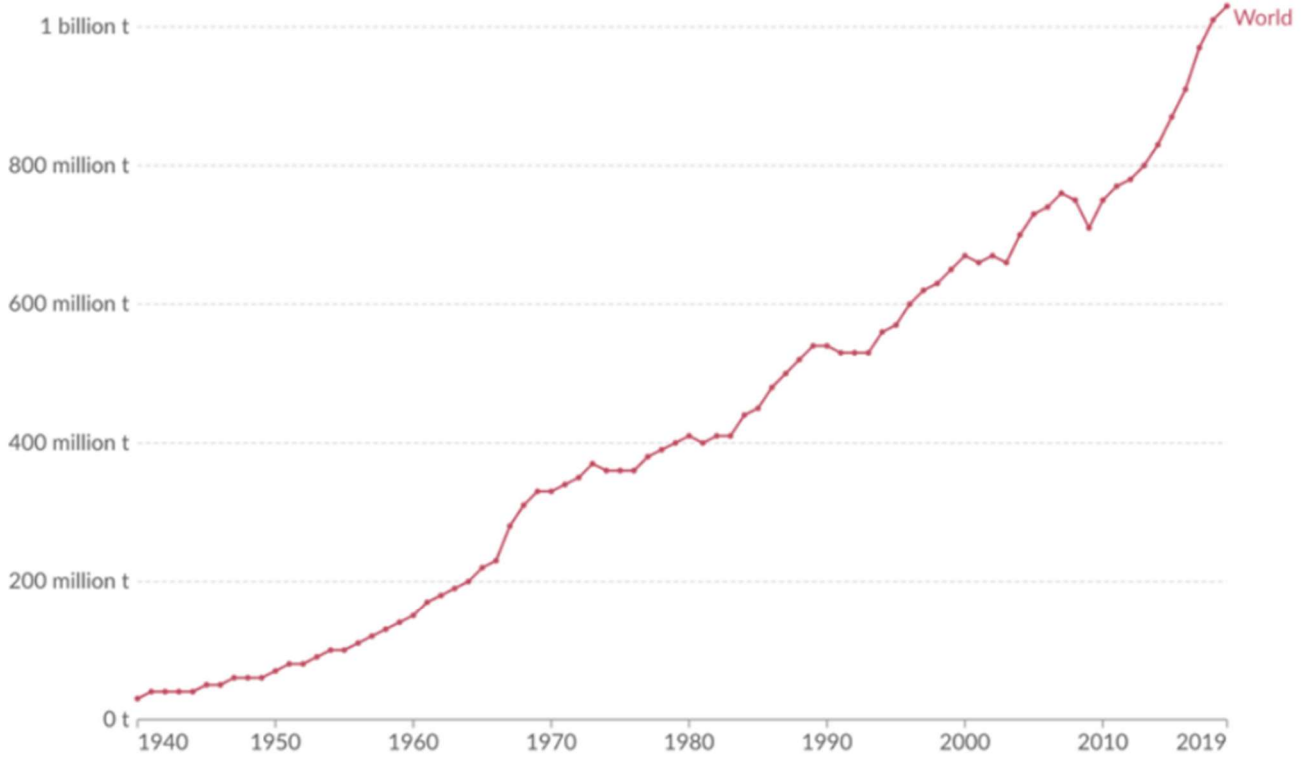


* 2016 had the warmest April ** 2020 had the warmest May
Source: European Union's Copernicus Climate Change Service



April 9: [CO₂ emissions from aviation have doubled in the last 30 years, and are likely to keep rising \(Our World in Data\)](#)

Global CO₂ emissions from aviation, 1940 to 2019



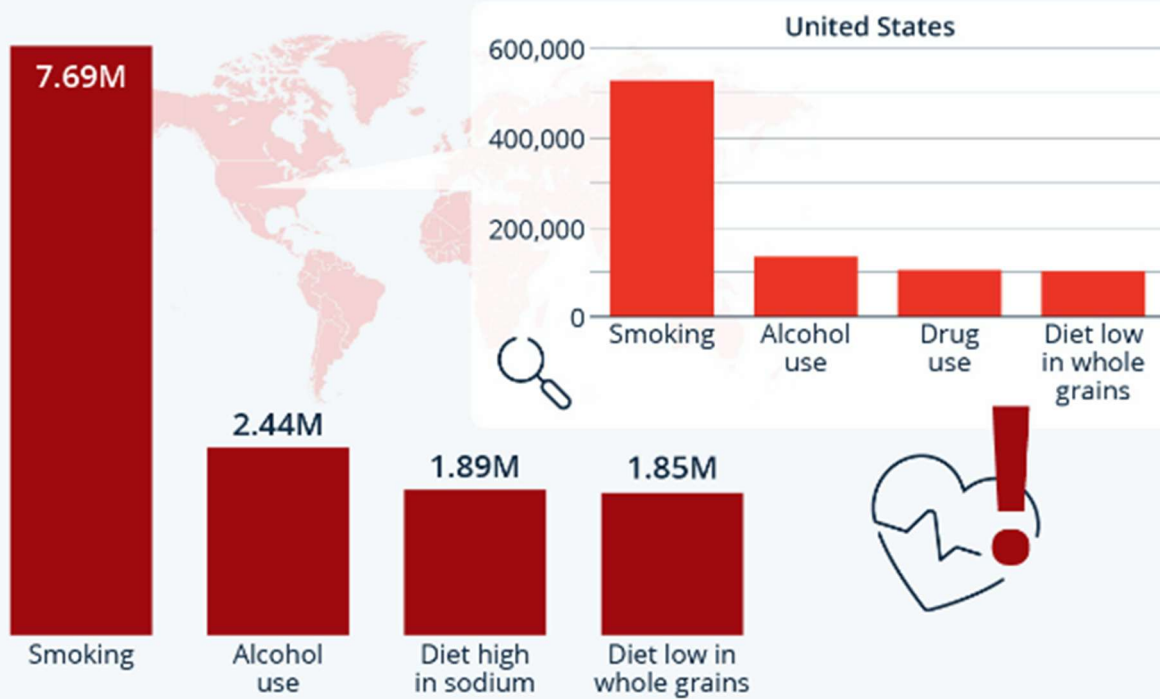
Data source: Pre-1990 data from Lee et al. (2021); 1990 onwards from Bergero et al. (2023)
Note: Does not include non-CO₂ forcings, and additional warming impacts at altitude.

OurWorldInData.org/transport | CC BY

April 8: The World's Deadliest Behavioral Risk Factors ([Statista](#))

The World's Deadliest Behavioral Risk Factors

Specific behavioral risks leading to the highest estimated number of deaths from related diseases in 2019



Source: Institute for Health Metrics and Evaluation | 2019 Global Burden of Disease



statista

April 1: [Which country will be last to escape inflation?](#) (The Economist)

Strewth

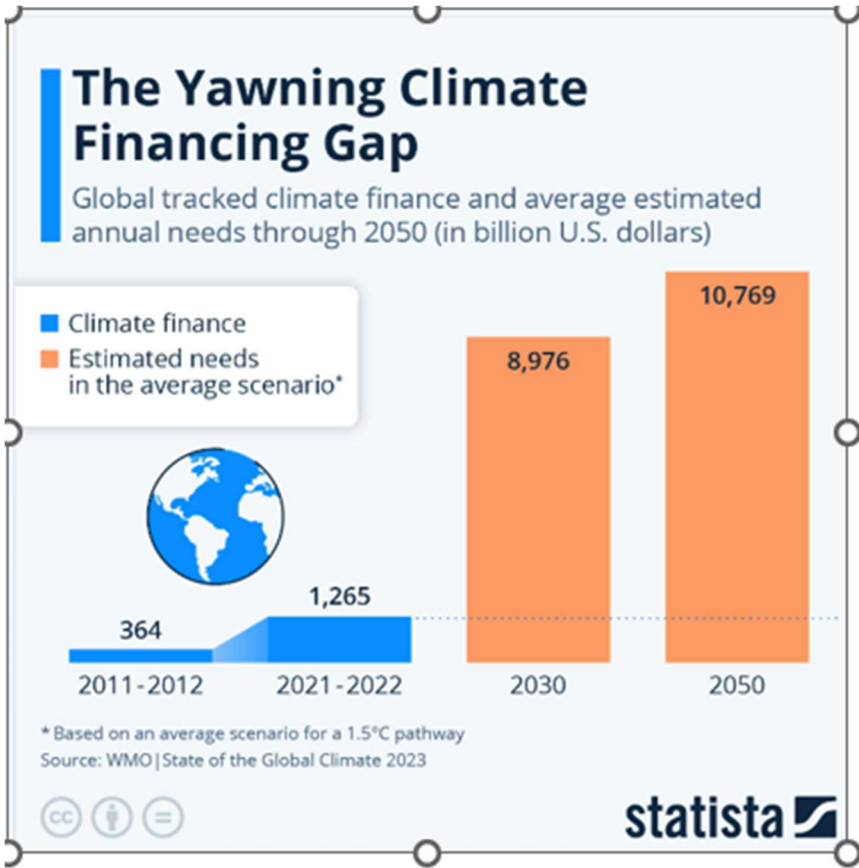
Selected countries, February 2024 or latest

Ranking* Out of ten countries	Core prices [†] % increase on a year earlier	Inflation expectations [‡] %
1 Australia	3.8	4.4
2 Britain	4.8	2.4
3= Canada	3.0	4.7
3= Spain	3.0	4.1
5 United States	3.9	5.3
6 Germany	3.1	2.2
7 France	2.7	3.5
8 Italy	2.3	3.3
9 South Korea	2.5	2.2
10 Japan	2.6	1.6

*Three indicators not shown: Google-search behaviour, inflation dispersion and unit labour costs [†]Excludes energy and food [‡]Consumers' inflation expectations over the next 12 months
Sources: OECD; Google; Federal Reserve Bank of Cleveland; Morning Consult; Raphael Schoenle; ONS; *The Economist*

CHART: THE ECONOMIST

March 30: [The Yawning Climate Financing Gap](#) (Statista)



March 28 : Hunger in Gaza: [A preventable calamity](#) (The Economist)

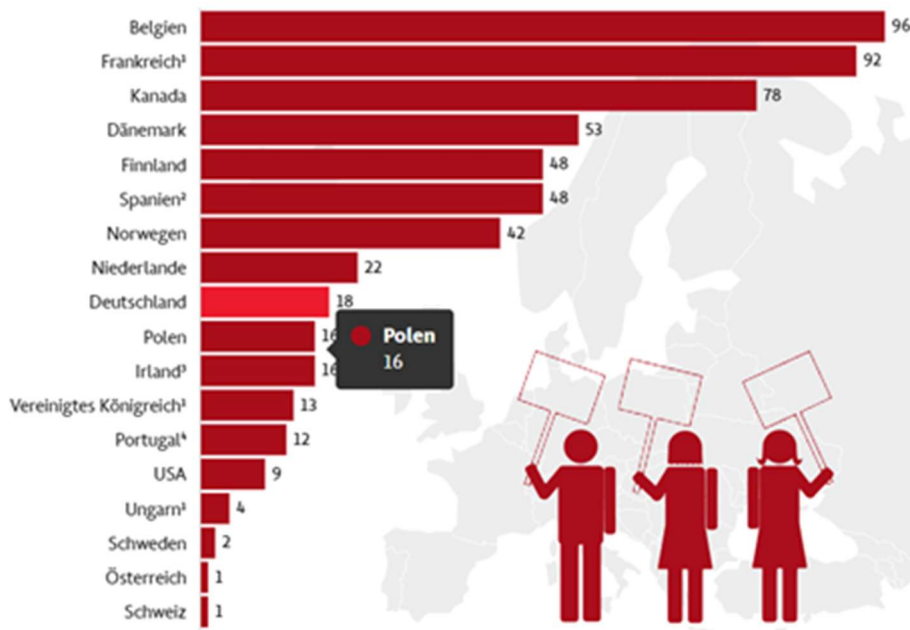


CHART: THE ECONOMIST

March 26: [Belgians are on strike the most \(FAZ\)](#)

Die Belgier streiken am meisten

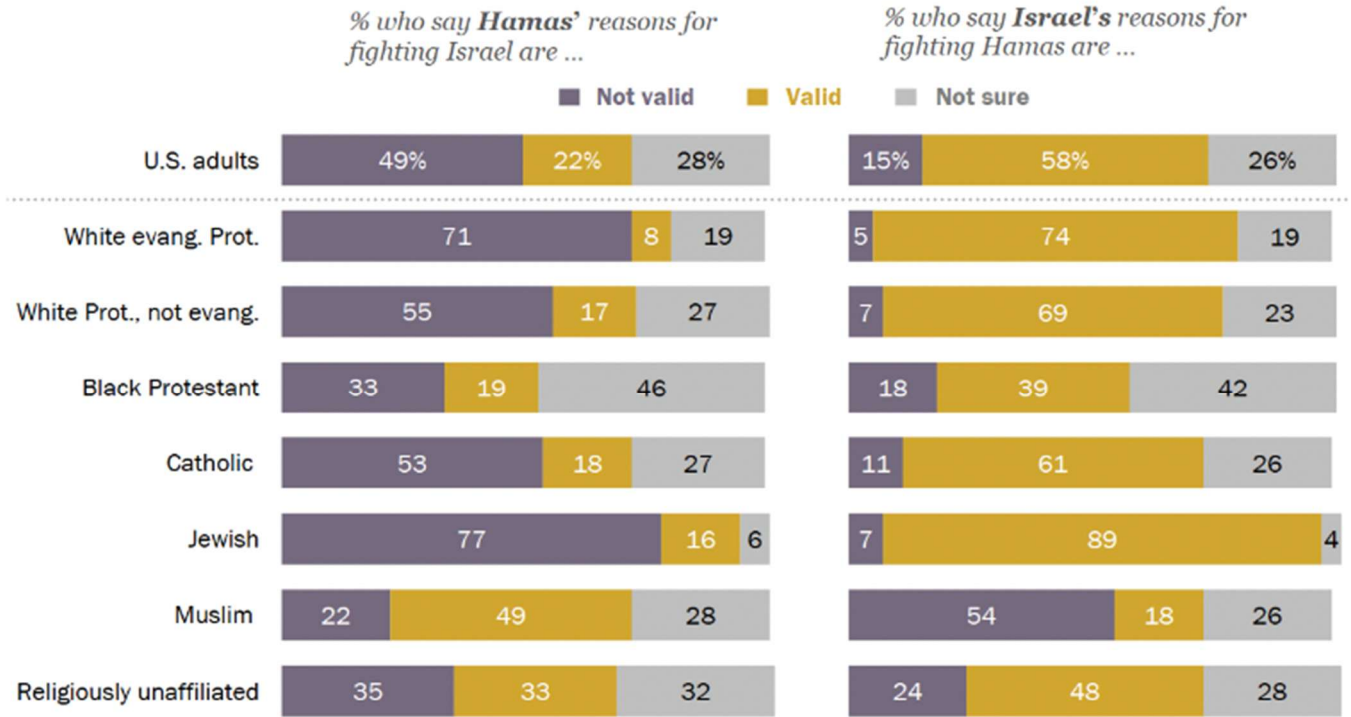
Anzahl der jährlich durch Streiks ausgefallenen Arbeitstage von 2012 bis 2021 pro 1.000 Beschäftigte nach Ländern



1) Frankreich: Daten von 2012 bis 2020. Nur Privatesektor plus öffentliche Unternehmen. Vereinigtes Königreich: 2012-2019. Ungarn ohne 2020. 2) ohne Generalstreiks. 3) 4. Quartal 2019 geschätzt. 4) ohne öffentliche Verwaltung.
/ Grafik: jbel. / Quelle: WSI / Datenrecherche: Matthias Janson (Statista)

March 23: U.S. Jews and Muslims diverge in their evaluations of whether Israel and Hamas have valid reasons for fighting ([Pew Research Center](#))

U.S. Jews and Muslims diverge in their evaluations of whether Israel and Hamas have valid reasons for fighting



Note: Those who did not answer are not shown.

Source: Survey of U.S. adults conducted Feb. 13-25, 2024.

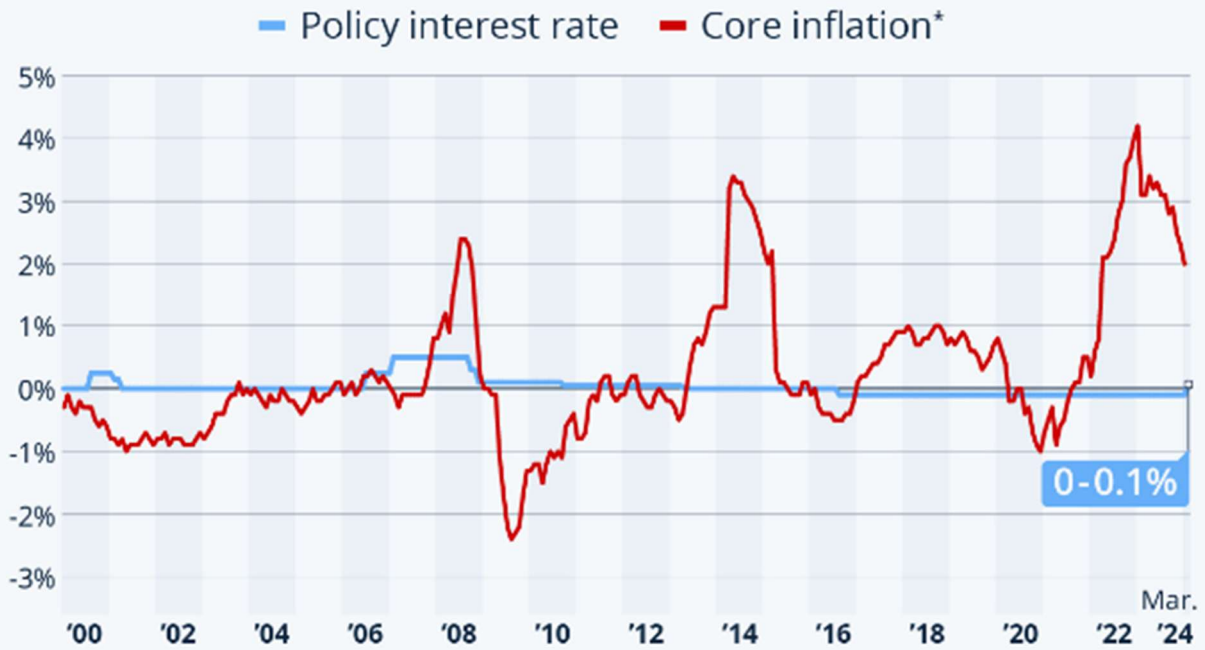
"Majority in U.S. Say Israel Has Valid Reasons for Fighting; Fewer Say the Same about Hamas"

PEW RESEARCH CENTER

March 22: [Japan Ends Negative Rate Policy as Deflation Fears Subside](#) (Statista)

Japan Ends Negative Rate Policy as Deflation Fears Subside

Bank of Japan's short-term policy interest rate and Japan's core inflation rate*



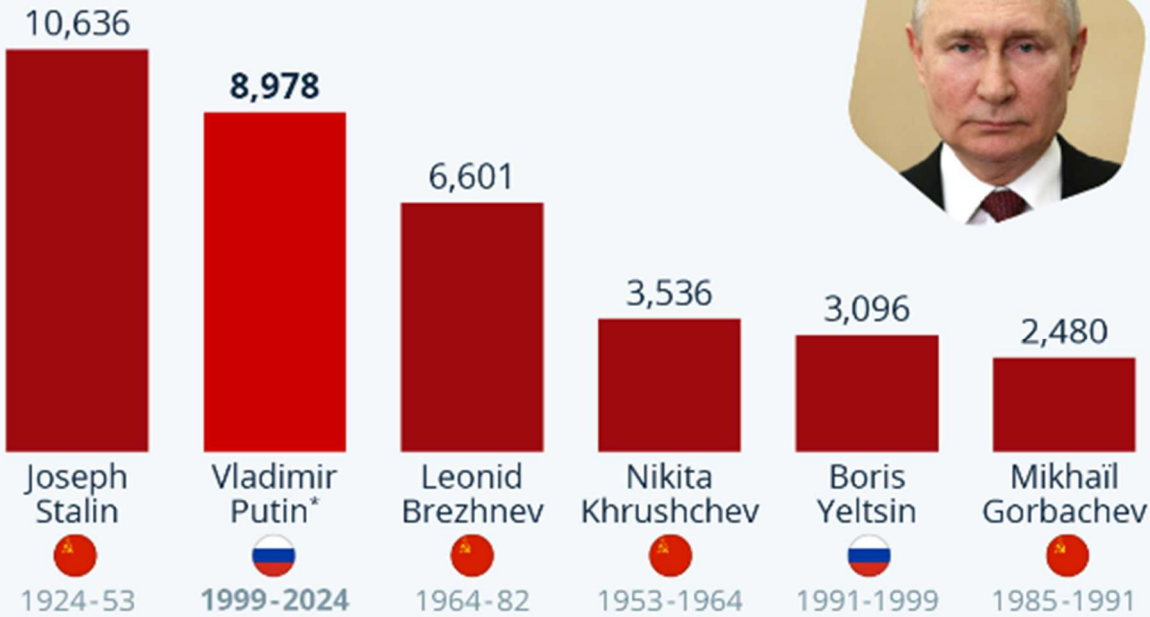

* Year-over-year change in the Consumer Price Index for all items less fresh food
Sources: Bank of Japan, Statistics Bureau of Japan



March 21: [Putin Forever?](#) (Statista)

Putin Forever?

Longest-serving Russian leaders since the start of the 20th century (in days in office)



As of March 15, 2024

* Includes periods as Russian president and prime minister. Between 1993 and Putin's return to the presidency in 2012, terms were limited to 2x4 years/2,920 days.

Photo: Wikipedia

Sources: Washington Post, Statista research




March 20: [27.6 Million People Are Currently in Forced Labor](#) (Statista)

27.6 Million People Are Currently in Forced Labor

Number of people in forced labour in 2021, by region

● Per 1,000 population



Source: ILO

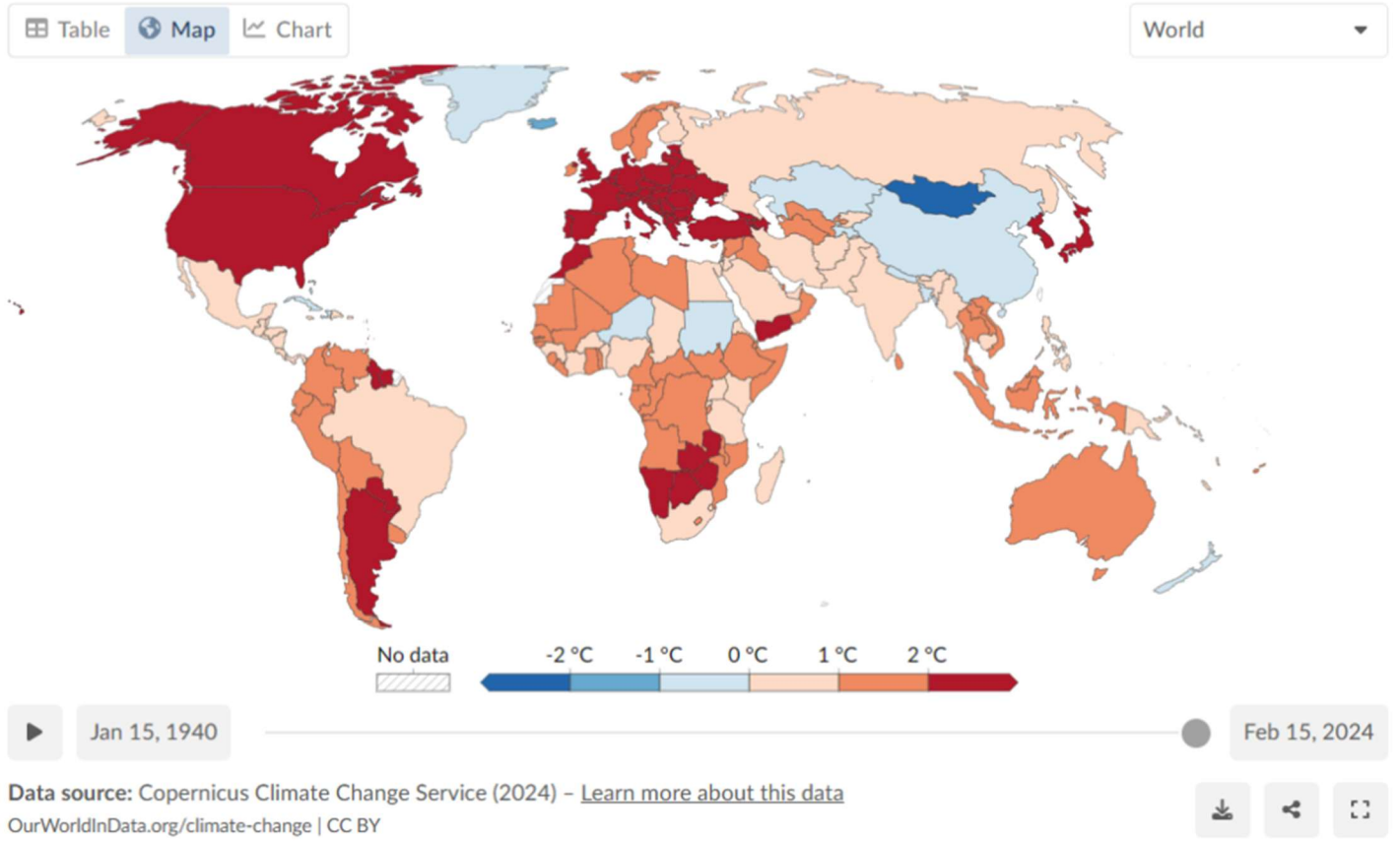


statista

March 19: [How much have temperatures risen in countries across the world?](#) (Our World in Data)

Monthly temperature anomalies, Feb 15, 2024

The deviation of a specific month's average surface temperature from the 1991–2020 mean, in degrees Celsius.



March 18: [What share of children die before their fifth birthday?](#) (Our World in Data)

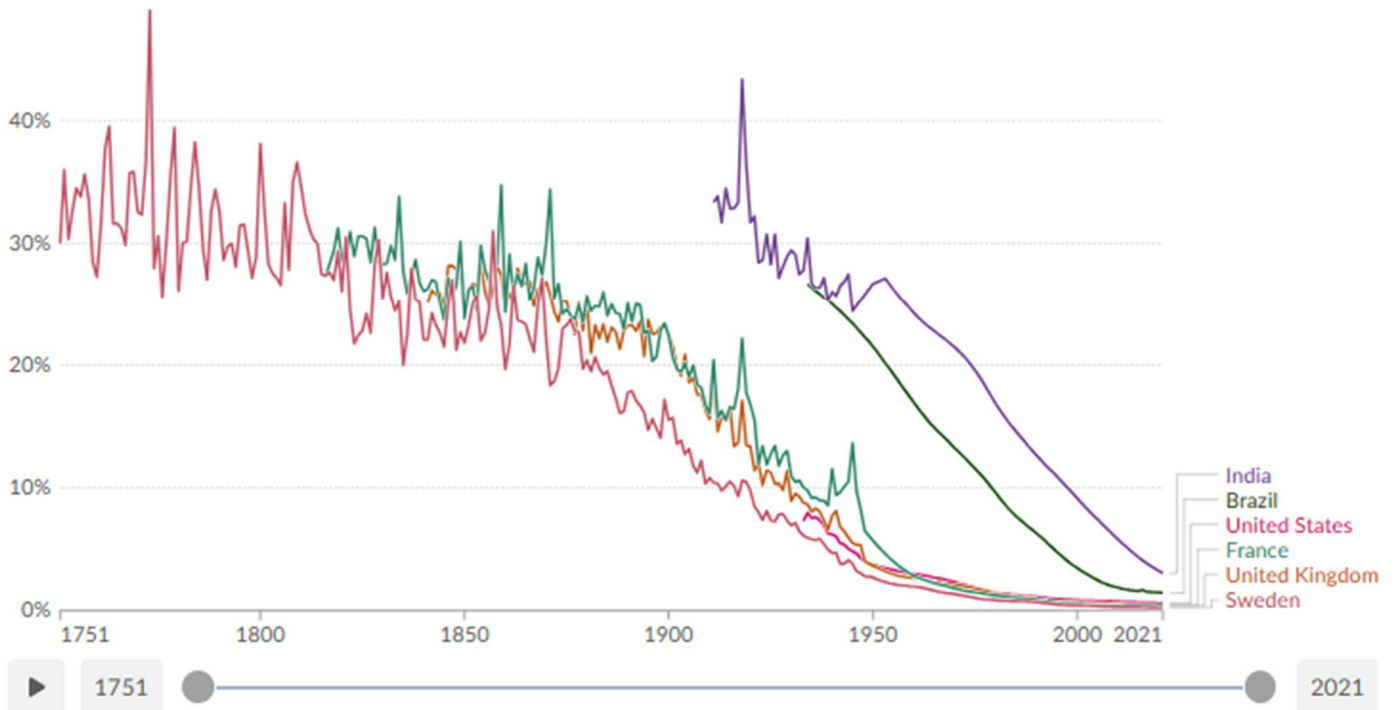
Child mortality rate, 1751 to 2021

The estimated share of newborns who die before reaching the age of five.

Table | Map | Chart

Edit countries and regions

Settings



Data source: UN IGME (2023); Gapminder (2015) - [Learn more about this data](#)

OurWorldInData.org/child-mortality | CC BY



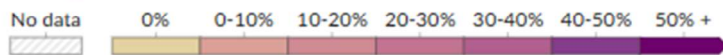
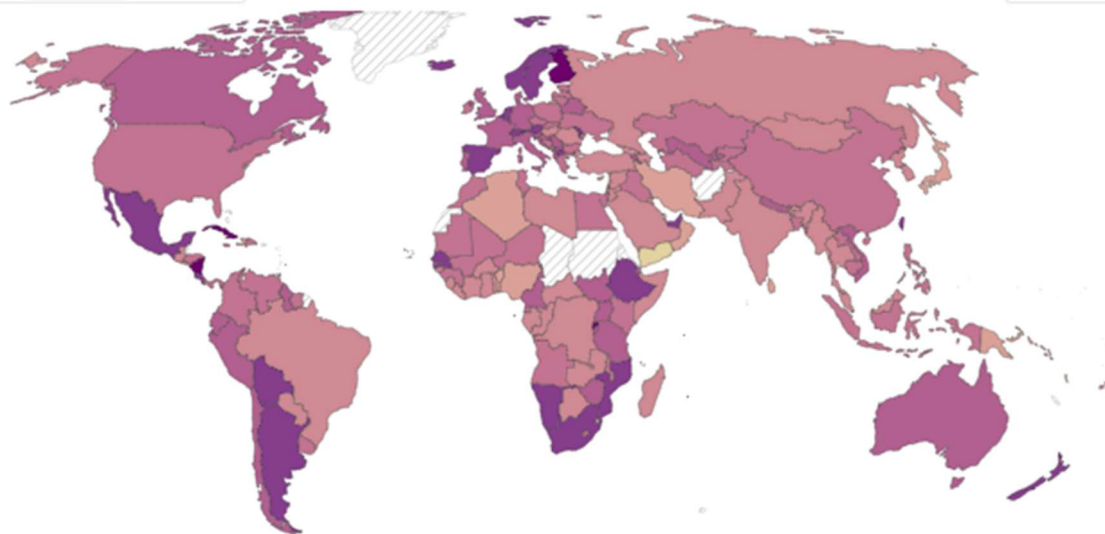
March 16: [Women have made major advances in politics — but the world is still far from equal](#) (Our World in Data)

Share of women in parliament, 2022

Percentage of seats in lower or single chamber of the legislature held by women.

Table Map Chart

World



1900 2022

Data source: V-Dem (2023) - [Learn more about this data](#)

Note: Only countries with at least one legislative chamber included.

OurWorldInData.org/women-rights | CC BY

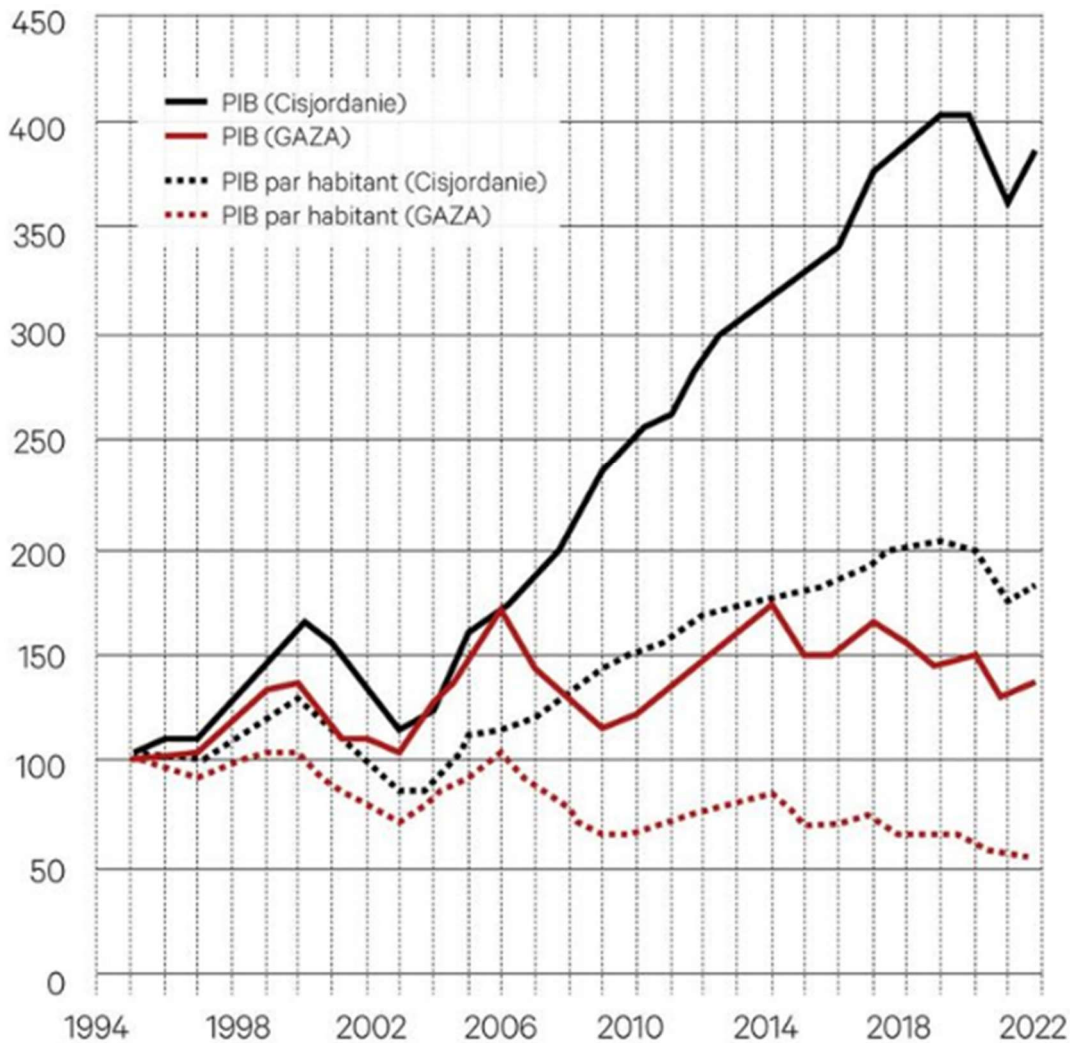
Download Share Enter full-screen

[The World in Data](#)

March 13: [Gaza : une économie sinistrée et asphyxiée depuis 15 ans](#) (Les Echos)

Evolution du PIB et du PIB par habitant en Cisjordanie et dans la bande de Gaza

En points, base 100 = 1994

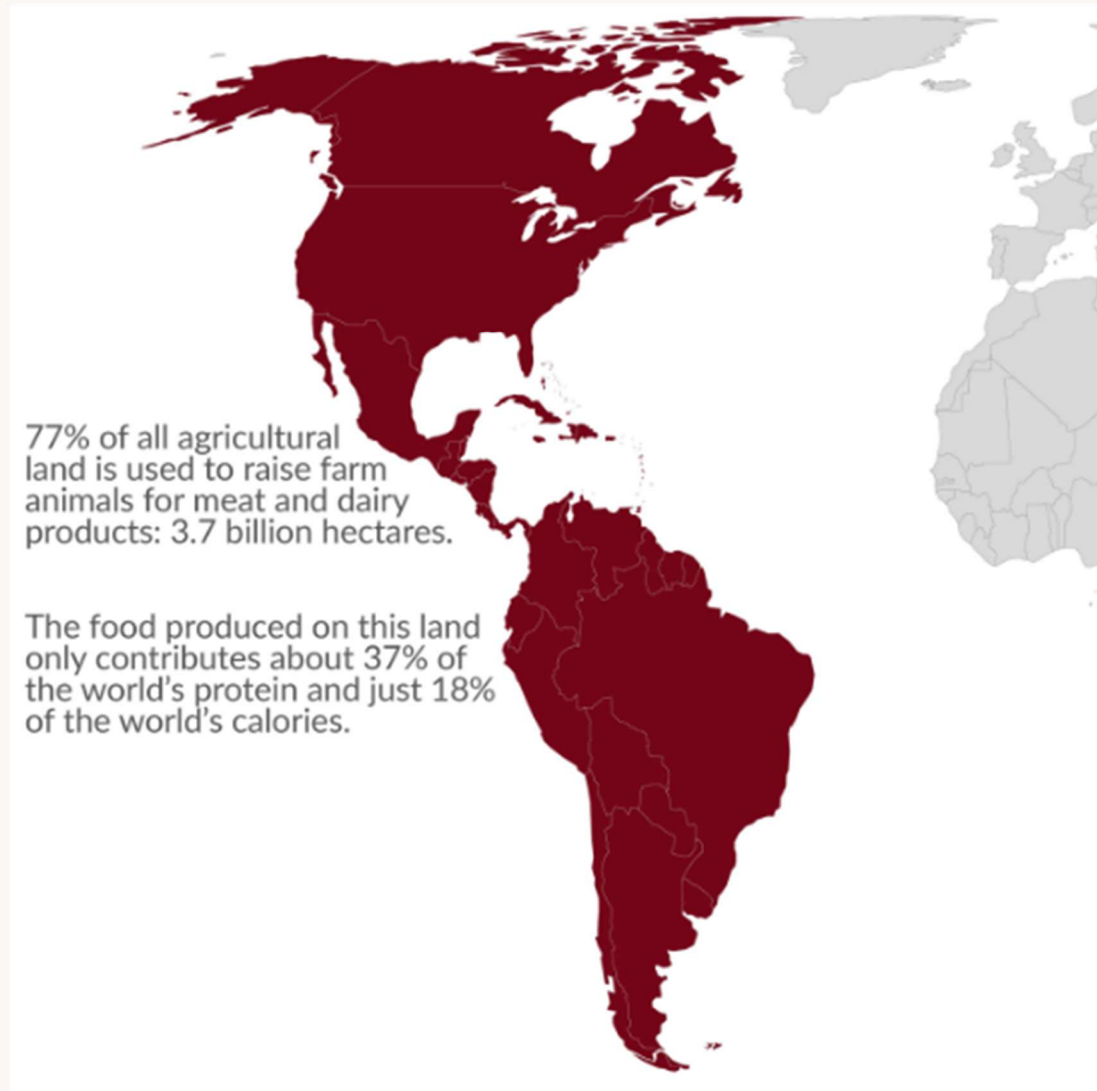


SOURCES : HAVER, FMI

March 8: [Why is improving agricultural productivity crucial to ending global hunger and protecting the world's wildlife?](#) (Our World in Data)

The global land use for meat and dairy production is as large as the entirety of the Americas

Land use for agriculture has an immense negative impact on the planet's environment – it is the primary driver of the destruction of biodiversity.



Data: Based on data by the UN Food and Agricultural Organization (FAO).

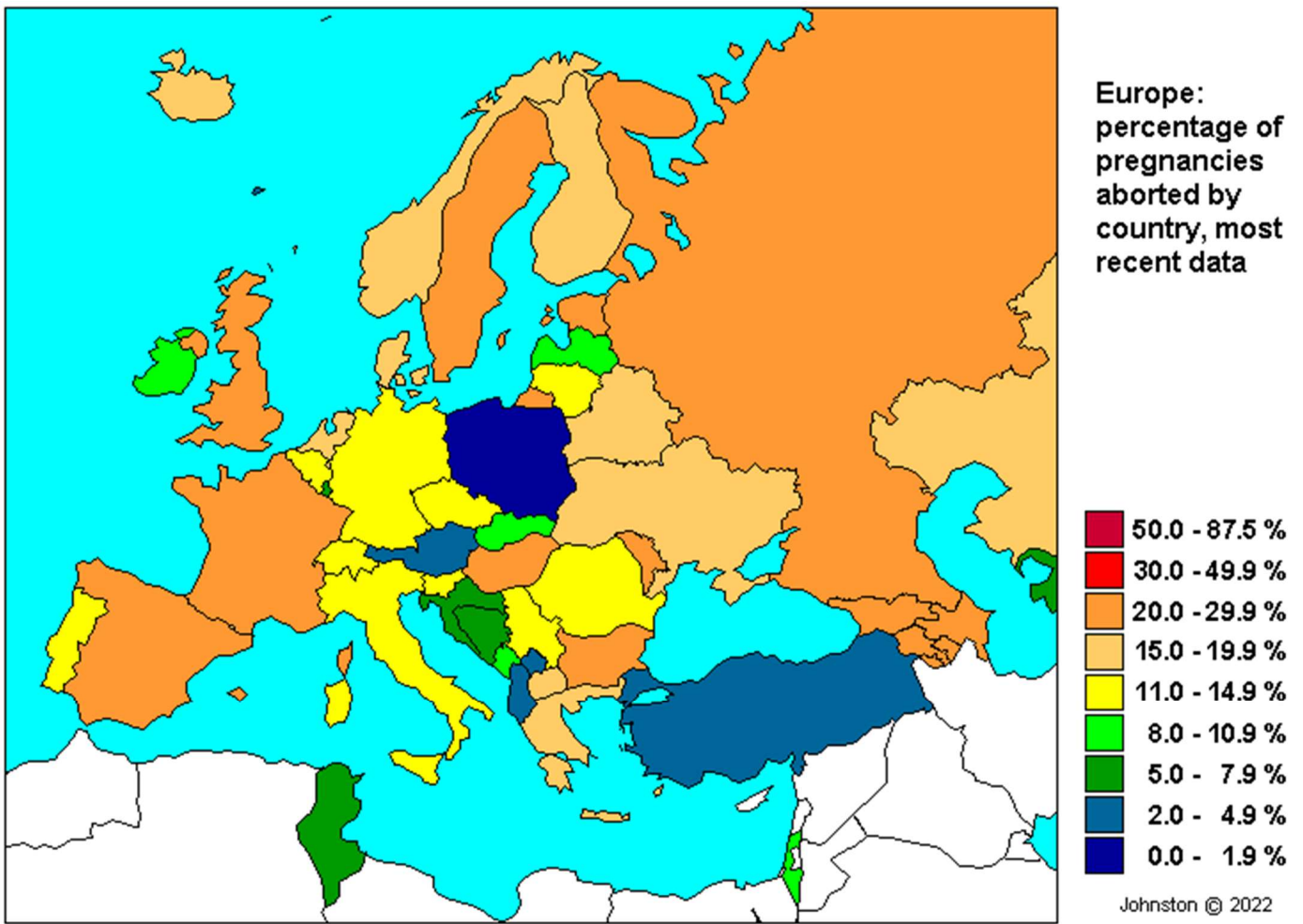
Map projection: Equal-area Eckert IV map projection.

OurWorldinData.org – Research and data to make progress against the world's largest problems.

Licensed under [CC-BY](https://creativecommons.org/licenses/by/4.0/)
by the Max Roser

Animal- vs Plant-based food – nutrition and land use?

March 6: [Maps of percentage of pregnancies aborted in Europe by country](#) (R. Johnston, August 13, 2022)



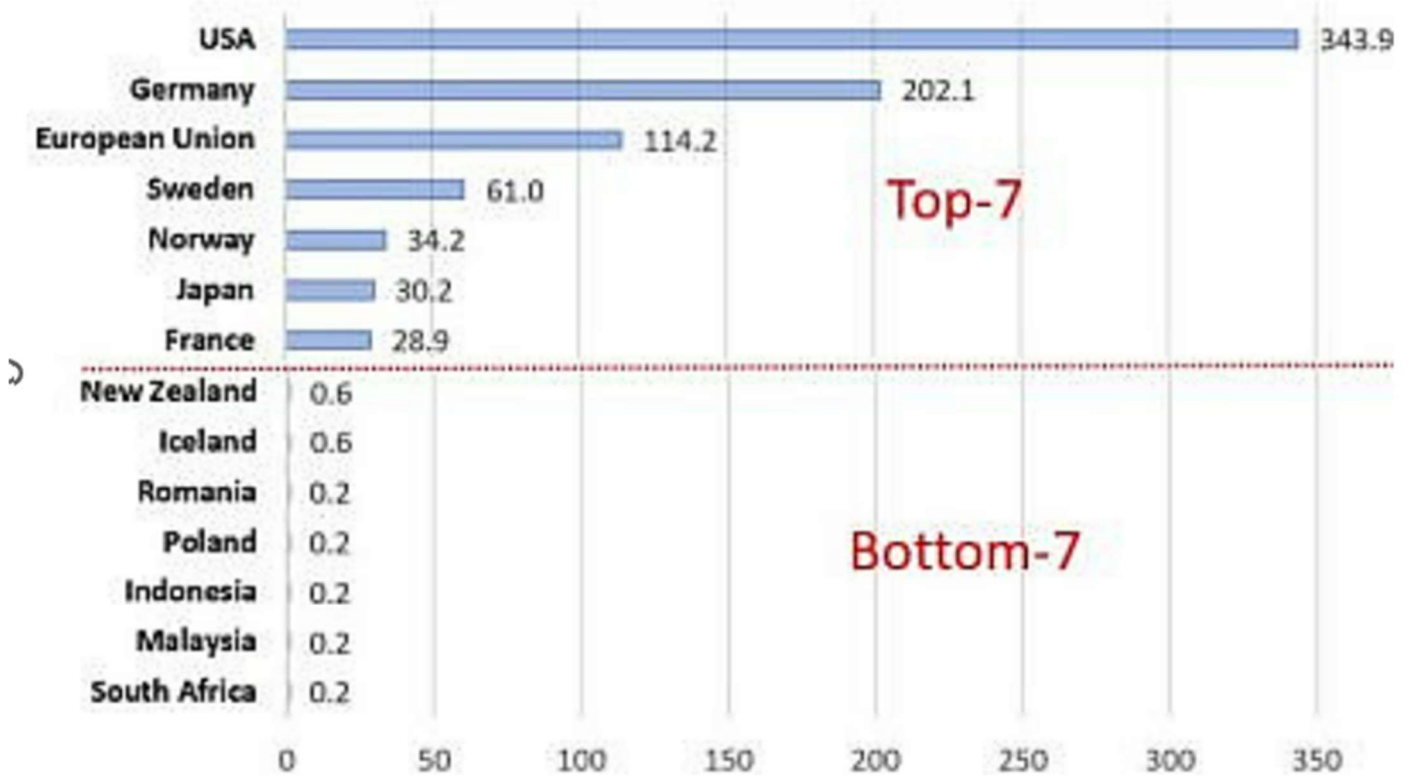
March 5: [Military aid to Ukraine: Unequal efforts](#) (The Economist)



IMAGE: THE ECONOMIST

March 4: [Who funds UNRWA, and who doesn't?](#) | Alex Weinreb | The Blogs ([timesofisrael.com](https://www.timesofisrael.com))

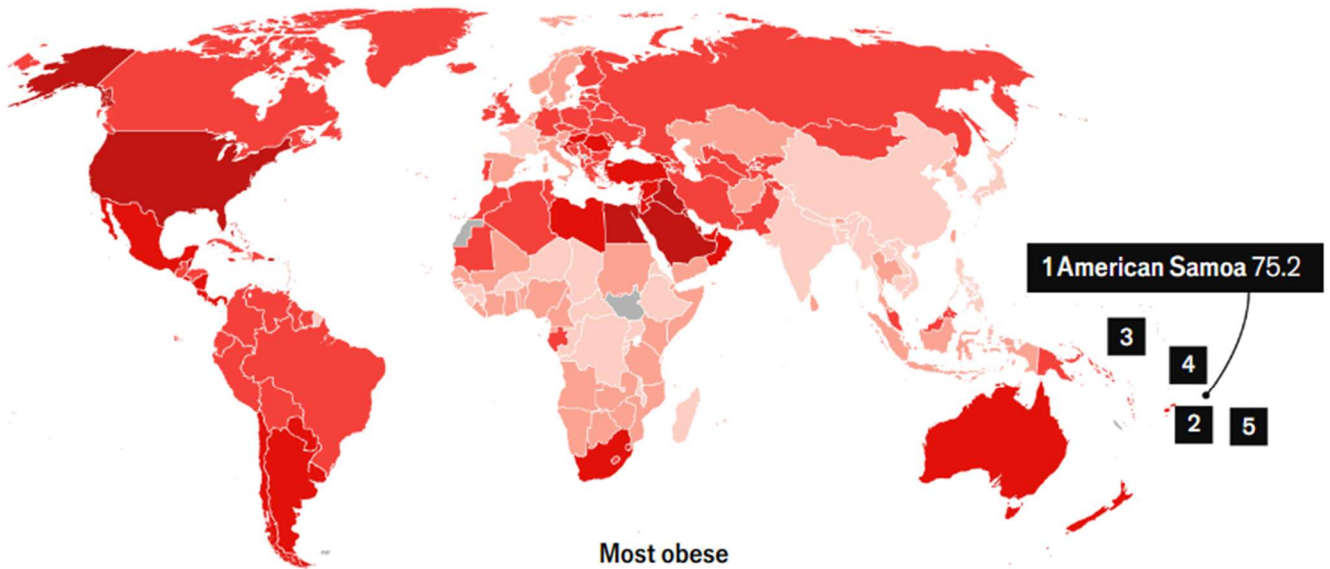
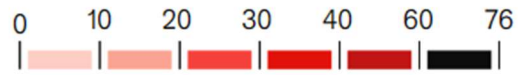
Donations to UNRWA, 2022 (millions USD)



March 3: [A big problem: The obesity capitals of the world](#) (The Economist, March 3)

Heavy horizons

Adult obesity rate*, 2022, %



Most obese		
1	American Samoa	75.2
2	Tonga	71.7
3	Nauru	69.9
4	Tokelau	69.8
5	Cook Islands	68.9

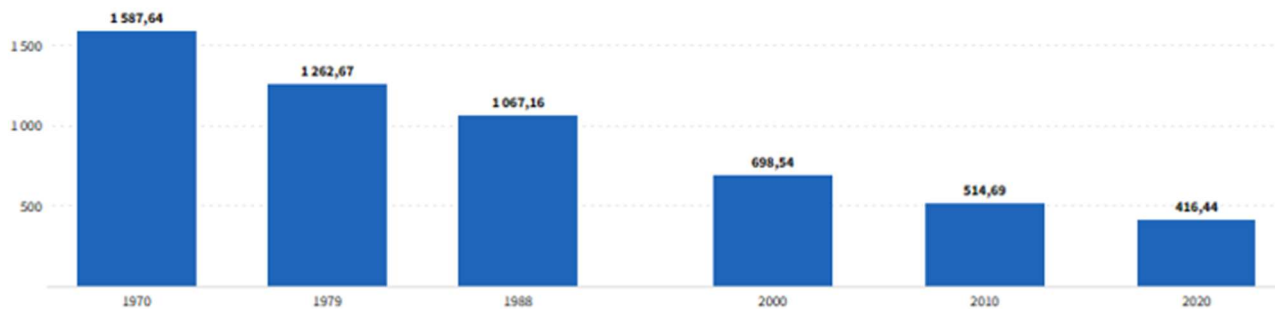
Source: NCD Risk Factor Collaboration, Feb 2024

*Aged 18 and over with a BMI equal to or greater than 30

February 26: Le Number of French Farms is Diving (*Le Figaro*)

Une baisse constante et vertigineuse depuis 1970...

Nombre d'exploitations agricoles en France depuis 1970, en milliers.

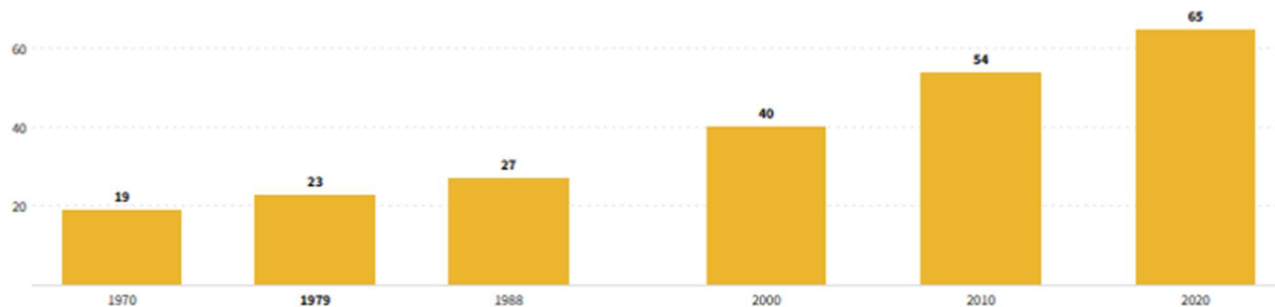


Source: Agreste - Recensement Agricole

FIGDATA

Mais les exploitations sont de plus en plus grandes...

Superficie agricole utilisée (SAU) moyenne par exploitation en France depuis 1970, en hectares.



Source: Agreste - Recensement Agricole

FIGDATA

Fig Data

February 23: [The world is awful. The world is much better. The world can be much better](#) (*Our World in Data*)

The world can be much better

Our World
in Data

4.4% of all children
worldwide die



In the European Union
0.47% of all children die.



→ We know that it is possible to
make the world a better place.

Data: 2020 data from UN IGME.

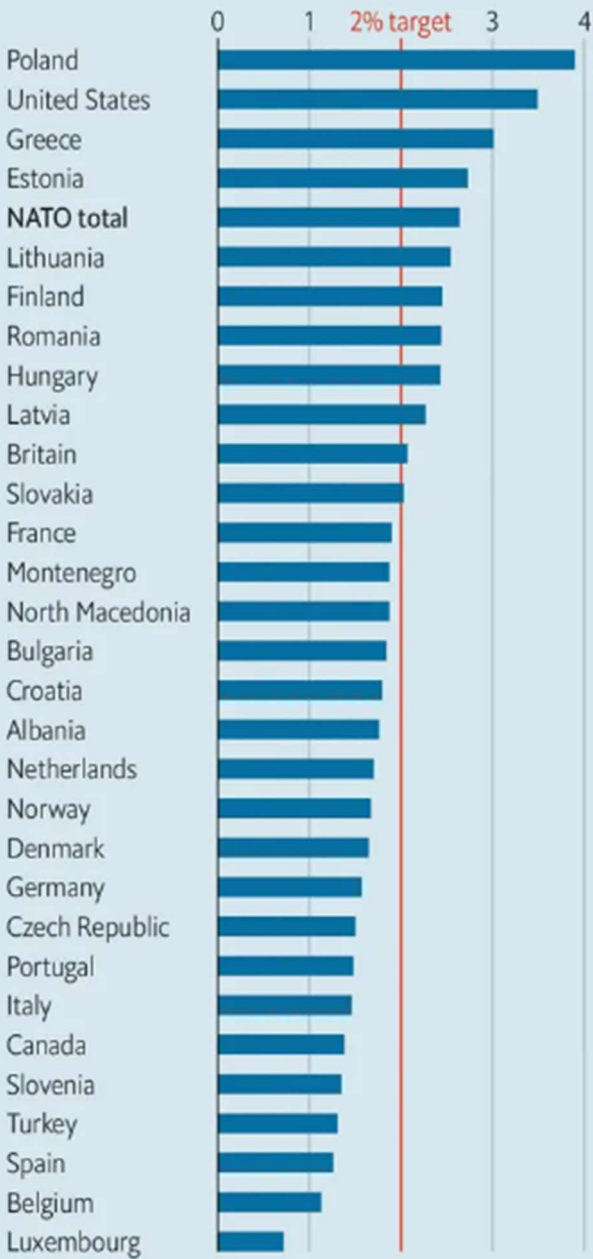
Licensed under CC-BY by the author Max Roser

OurWorldinData.org Research and data to make progress against the world's largest problems.

February 22: [Can Europe defend itself without America?](#) (*The Economist*)

Hey big spender

NATO countries, defence spending, % of GDP
July 2023 estimate

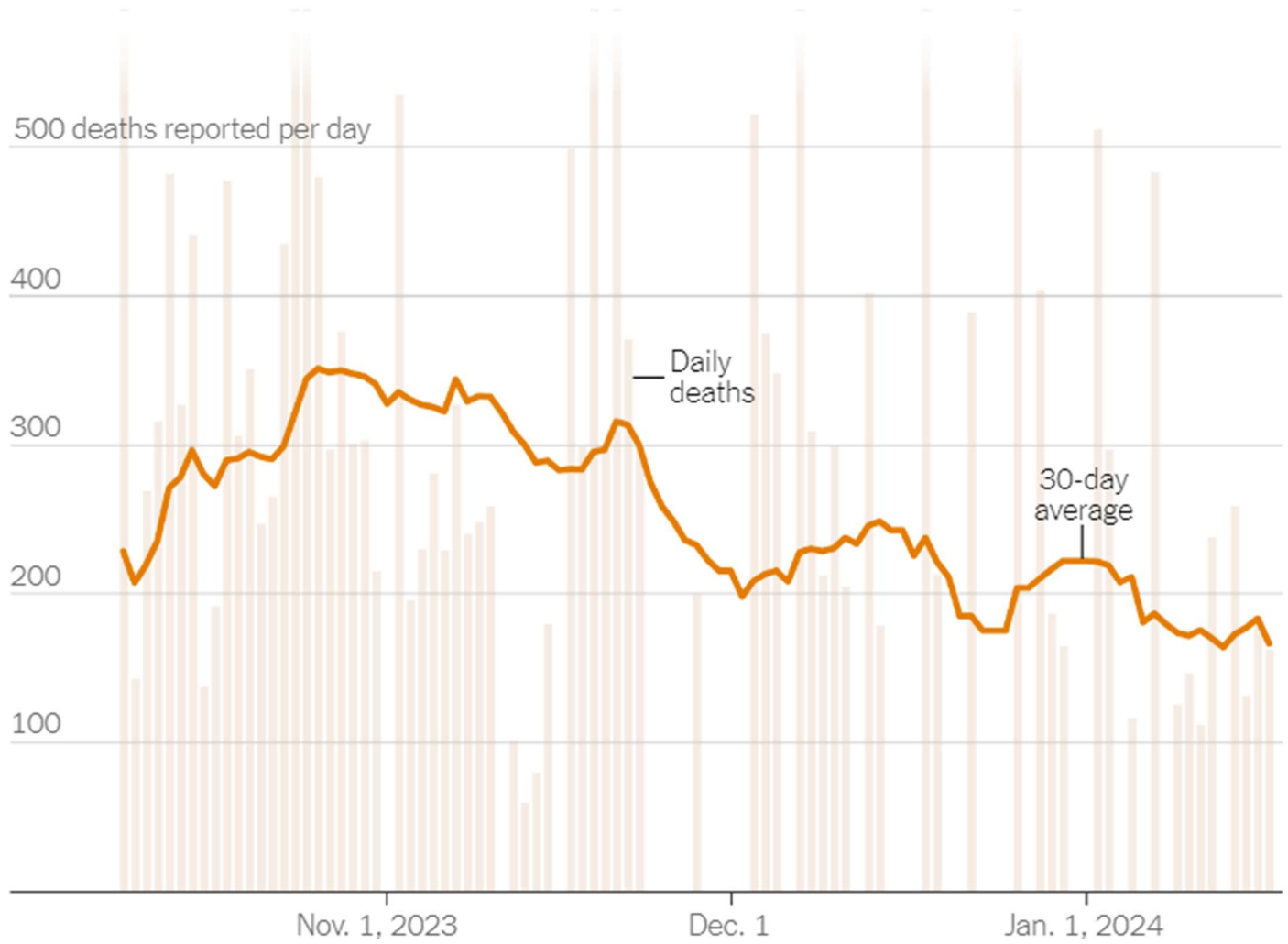


Source: NATO

IMAGE: THE ECONOMIST

February 21: [The Decline of Deaths in Gaza \(NYT\)](#)

Daily reported Palestinian deaths in Gaza




Note: Data is through Jan. 17, 2024. • Source: Gazan officials • By The New York Times

February 20: [France General Government Debt](#) (*Trading Economics*)



February 19: [Russia's repression machine goes into overdrive](#) (*Le Monde*)



Yegor Balazeykin, age 17, was sentenced in November to six years in prison after being found guilty by a military court in Saint Petersburg of setting fire to a recruitment center. Here, during his hearing at the Kirovsk court (Leningrad region), with his mother, Tatyana Balazeykin, on the bench, August 25, 2023. MARY GELMAN FOR LE MONDE

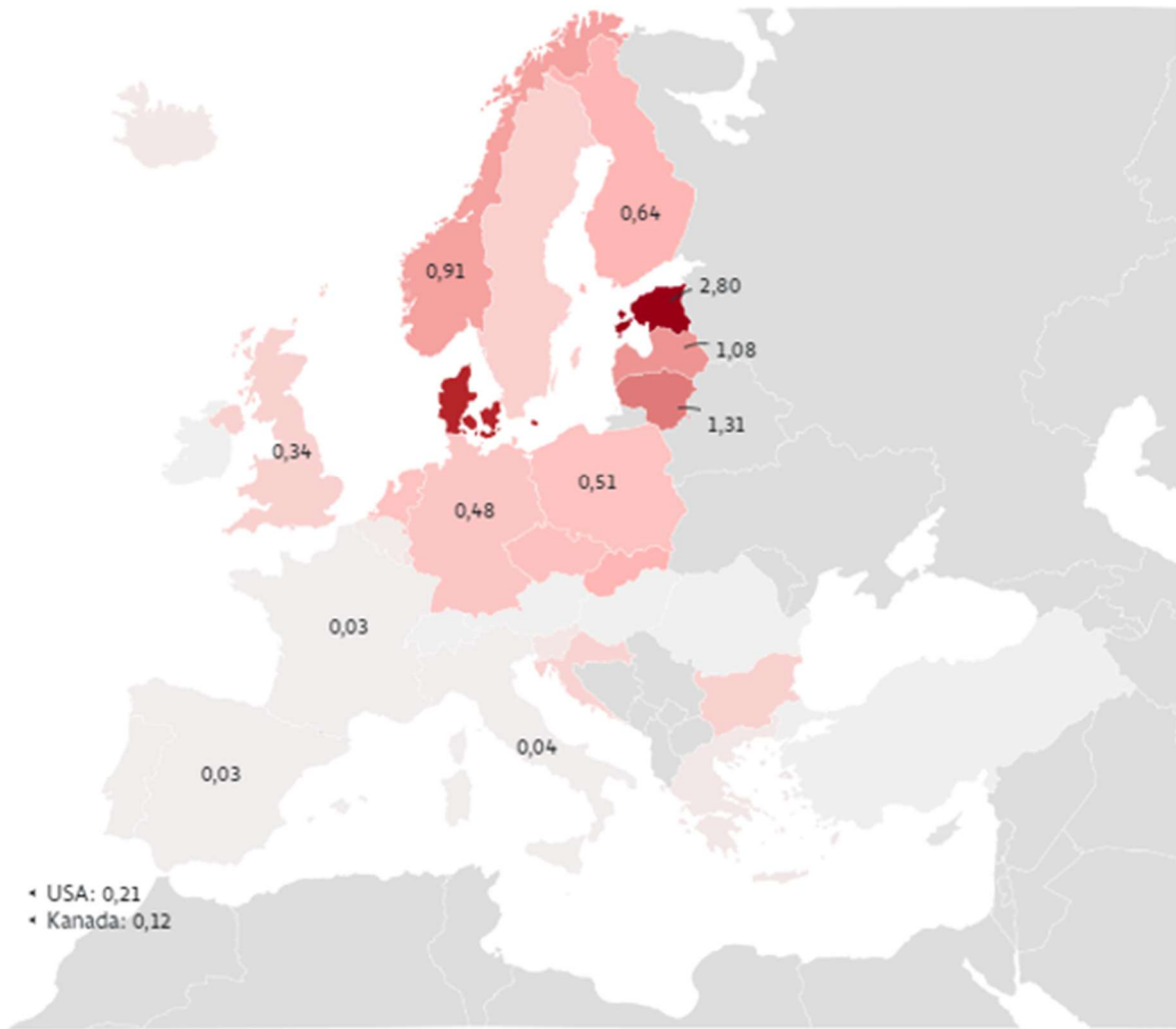
A worker in Volgograd, a student in Yaroslavl, an artist in Saint Petersburg, an engineer in Kaliningrad, a pensioner in Buryatia and an entrepreneur in the Krasnodar region: These are just some of the average citizens in Russia who have been added to a growing list of those prosecuted for "apology for Nazism," "extremism" and "discrediting the army," under a new law that came into force in March 2022.

Between February 24, 2022, the day of Russia's invasion of Ukraine, and December 3, 2023, **19,844 people were arrested for demonstrating their opposition to the war**, according to the Russian NGO OVD-Info, which specializes in monitoring arrests and police brutality in the country.

February 16: Military aid for Ukraine Who is picking up the bill? (FAZ)

Militärische Hilfen für die Ukraine

Hilfszusagen der Regierungen, in Prozent des jeweiligen Bruttoinlandsprodukts



Grafik: jpg. / Quelle: Trebesch et al. (2024): „The Ukraine Support Tracker“, IfW Kiel

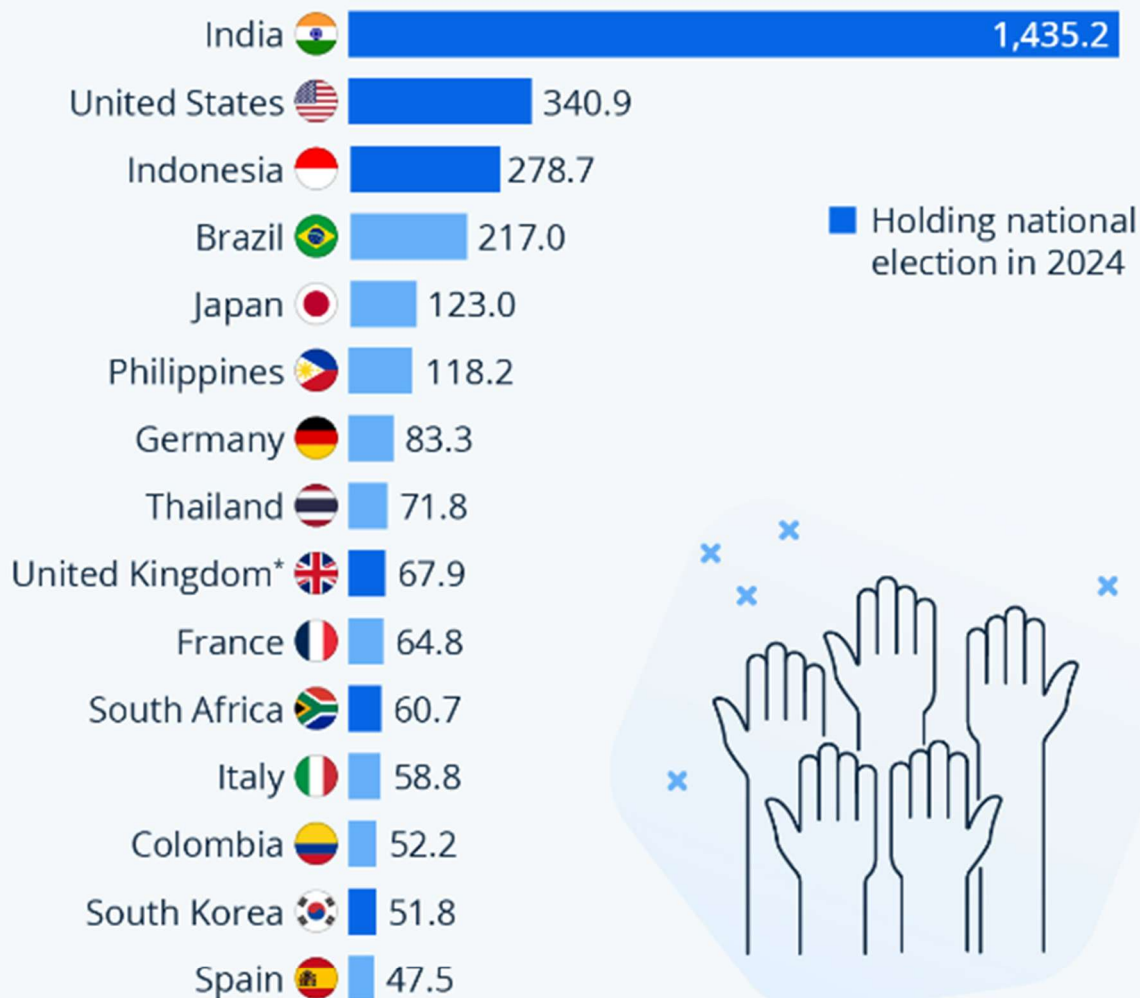
aid as % of GDP

Military

February 15: [The World's Biggest Democracies](#) (Statista)

The World's Biggest Democracies

Estimated population of the world biggest democracies in 2024 (in million people)



* probably in October, no later than January 2025

Countries listed as democracies on EIU 2022 Democracy Index (latest available)

Sources: Economist Intelligence Unit, UN Population Division



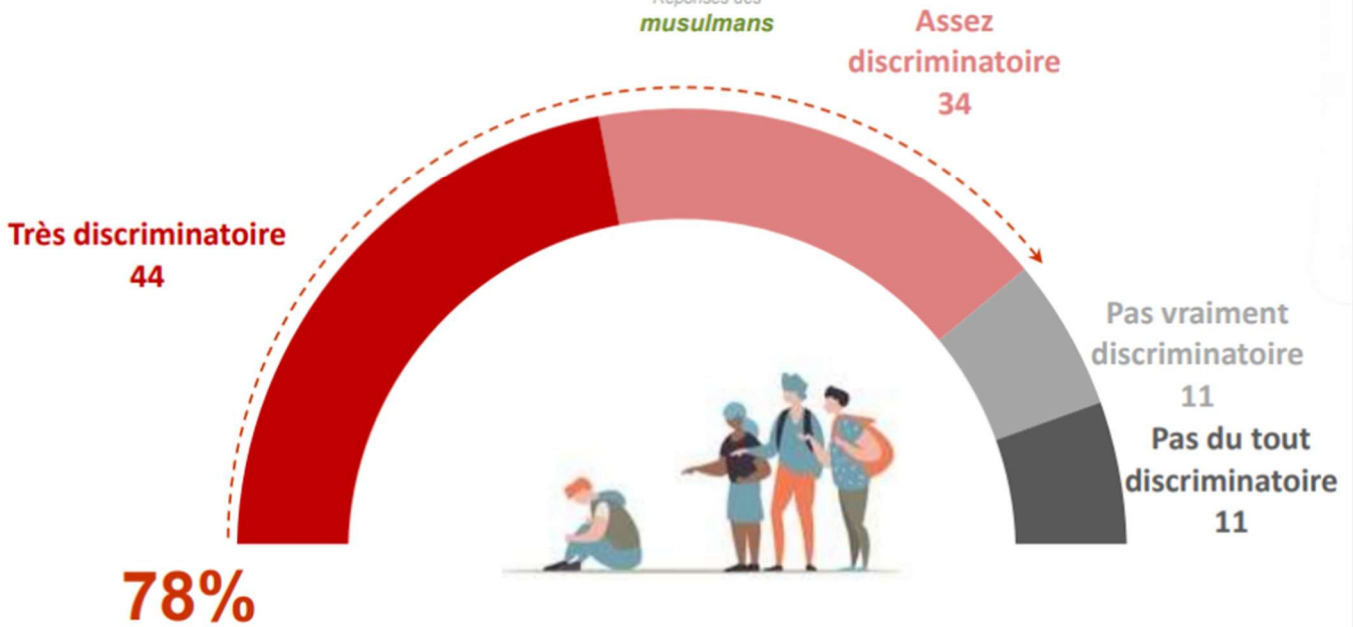
statista

February 14: [78 % des musulmans considèrent que la laïcité française est islamophobe \(Le Figaro\)](#)

Q : Au regard de ce que vous en savez, diriez-vous qu'en France, la laïcité telle qu'elle est appliquée aujourd'hui par les pouvoirs publics est discriminatoire envers les musulmans ?

Base : **musulmans** âgés de 15 ans et plus


Réponses des
musulmans



Sondage IFOP pour Elmaniya.tv kippa pour les athlètes pendant les JO, et 75 % encore

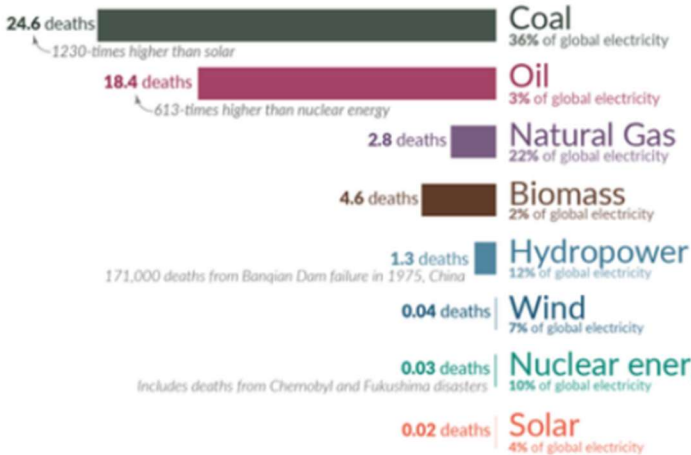
February 13: What are the safest and cleanest sources of energy? (Our World in Data)

What are the **safest** and **cleanest** sources of energy?



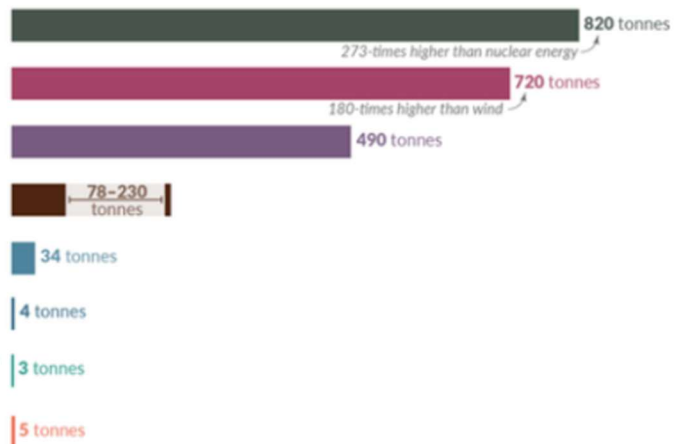
Death rate from accidents and air pollution

Measured as deaths per terawatt-hour of electricity production. 1 terawatt-hour is the annual electricity consumption of 150,000 people in the EU.



Greenhouse gas emissions

Measured in emissions of CO₂-equivalents per gigawatt-hour of electricity over the lifecycle of the power plant. 1 gigawatt-hour is the annual electricity consumption of 150 people in the EU.



Death rates from fossil fuels and biomass are based on state-of-the-art plants with pollution controls in Europe, and are based on older models of the impacts of air pollution on health. This means these death rates are likely to be very conservative. For further discussion, see our article: [OurWorldinData.org/safest-sources-of-energy](https://ourworldindata.org/safest-sources-of-energy). Electricity shares are given for 2021.

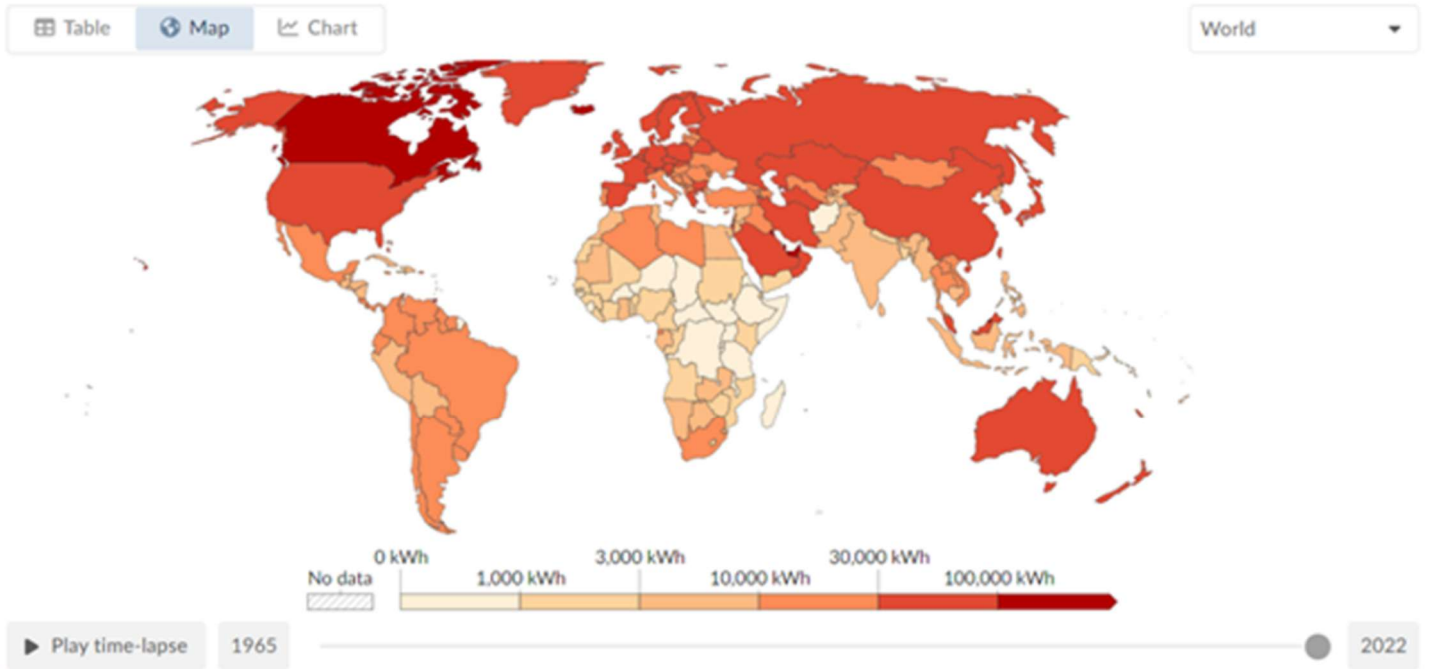
Data sources: Markandya & Wilkinson (2007); UNSCEAR (2008; 2018); Sovacool et al. (2016); IPCC AR5 (2014); Pehl et al. (2017); Ember Energy (2021).

OurWorldinData.org - Research and data to make progress against the world's largest problems. Licensed under CC-BY by the authors Hannah Ritchie and Max Roser.

<https://ourworldindata.org/safest-sources-of-energy>

Energy use per person, 2022

Measured in kilowatt-hours per person. Here, energy refers to primary energy using the substitution method.



Our World in Data

February 12: [Heart attacks, strokes, dementia—can Biden and Trump beat the odds? \(economist.com\)](https://www.economist.com)

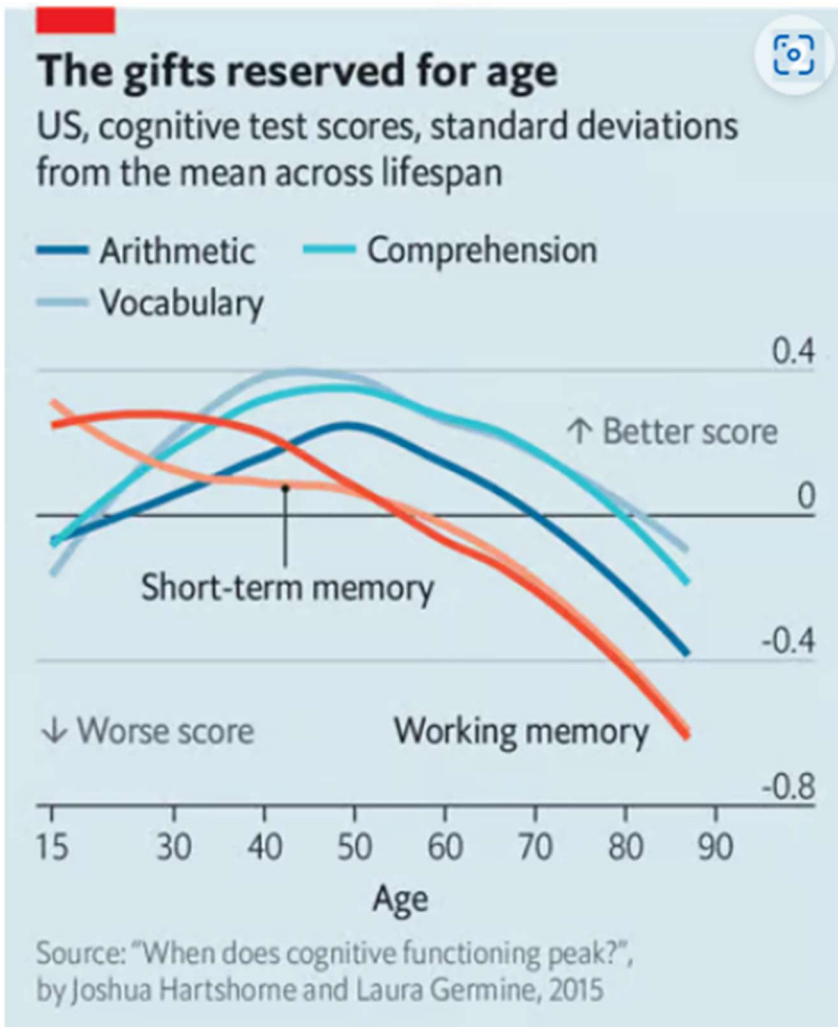
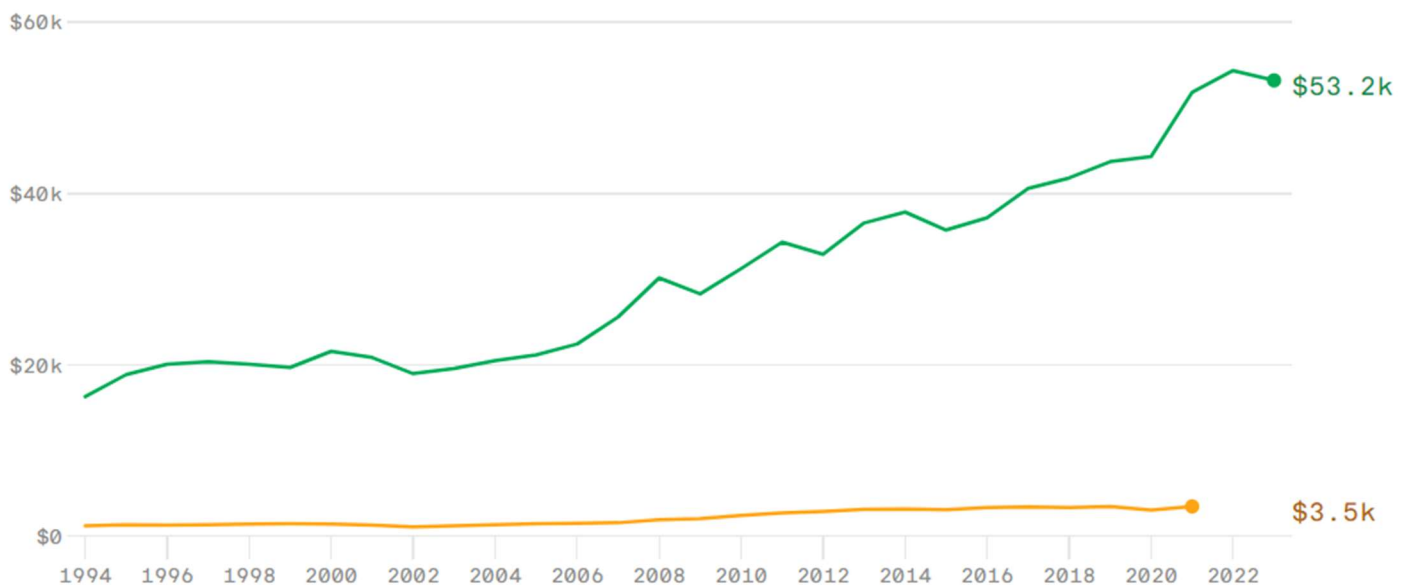


IMAGE: THE ECONOMIST

February 9: Per capita income in Israel and West Bank/Gaza, 1995-2023 (Axios)

GDP per capita in Israel and the West Bank and Gaza

Annually; 1994–2023



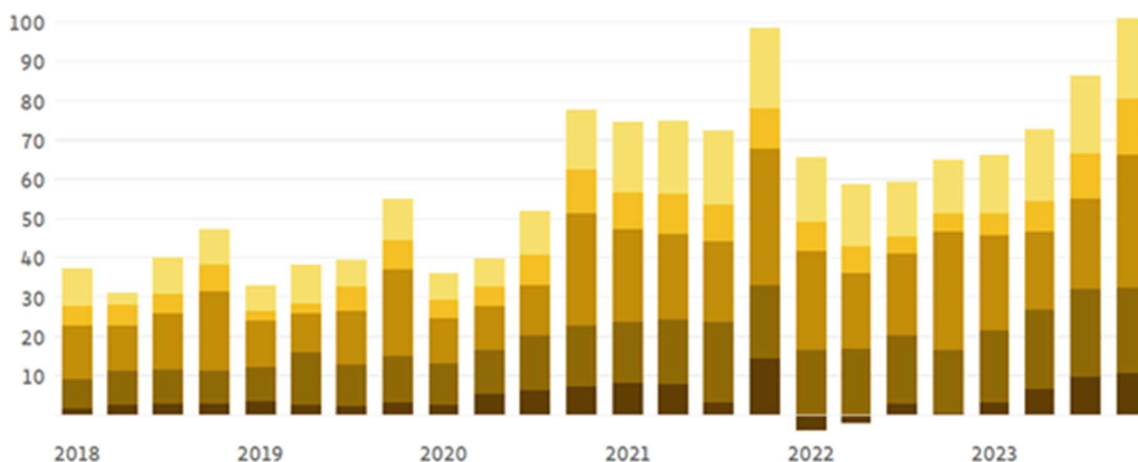
Note: West Bank and Gaza GDP data is unavailable for 2022 and 2023; Data: [IME](#); Chart: Axios Visuals

February 8: [Huge Profits for Big Tech in 2023](#) (FAZ)

Die Gewinne der BigTechs

Net Income von Alphabet, Amazon, Meta, Apple und Microsoft, in Milliarden Dollar

● Amazon ● Microsoft ● Apple ● Meta ● Alphabet



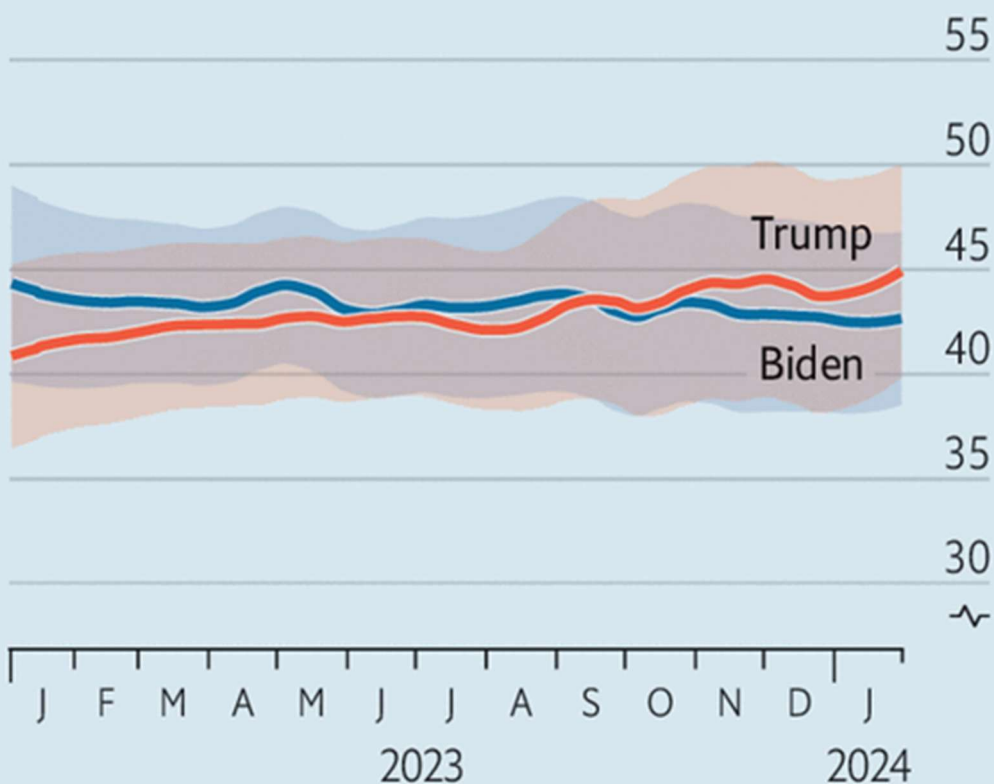
Grafik: sacco. / Quelle: Bloomberg

[FAZ](#)

February 7: [Trump's lead over Biden may be smaller than it looks](#) (The Economist)

Opening a gap

US presidential election 2024, voting intention, %



Sources: FiveThirtyEight; national polls; *The Economist*

February 6: Démocratie participative sans participants ([@GpeChangerParis](#)) / X ([twitter.com](#))

**ANNE HIDALGO DÉSAVOUÉE
PAR LES PARISIENS !**

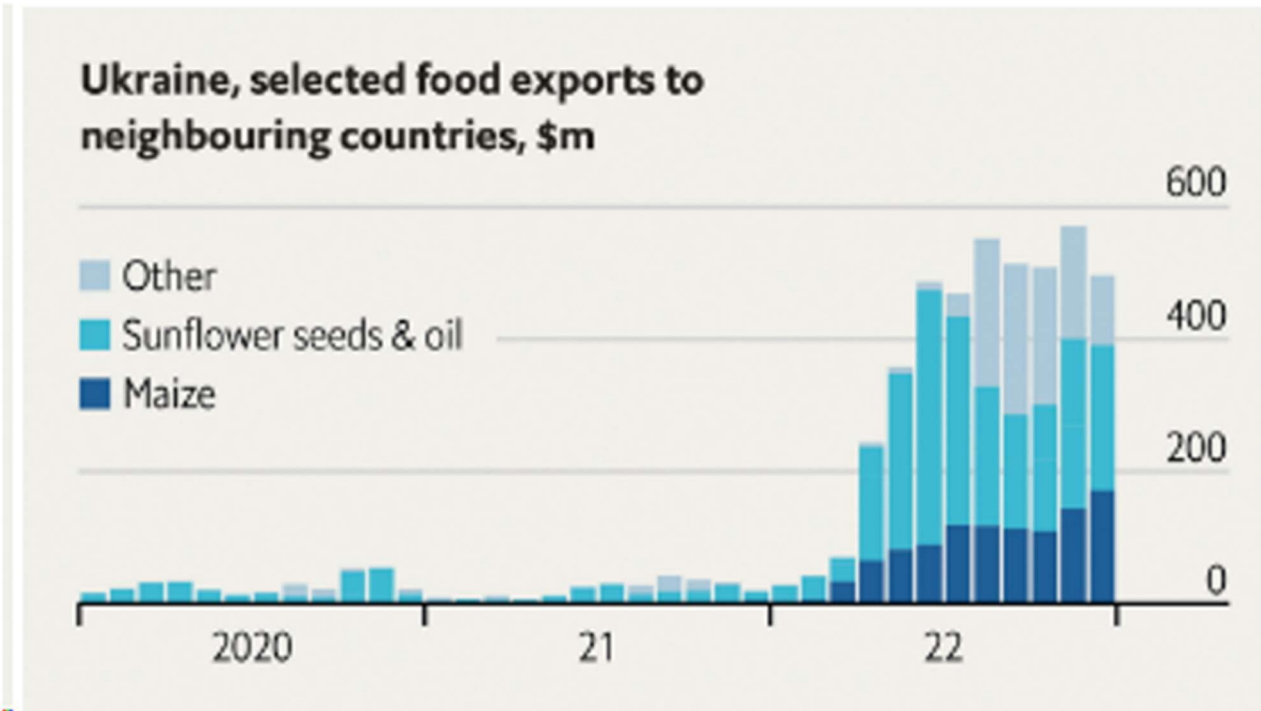
5,68 %

**DE TAUX DE PARTICIPATION POUR
LA VOTATION SUR LE TARIF
DE STATIONNEMENT DES SUV !**

CHANGER PARIS
REPÉRIER, DÉBATTRE ET AGISSER

Hidalgo: "C'est un très bon résultat"

February 3 - 4 : [Charting Ukraine's soaring exports to the EU](#) (*The Economist*)



February 2nd: [Graphic detail: How motherhood hurts careers](#) (*The Economist*)



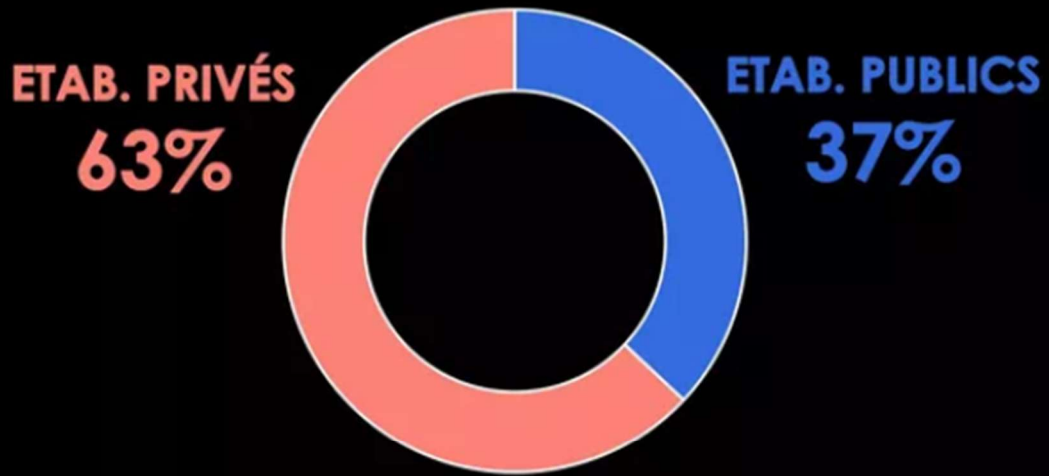
The cost of love and labour

February 1: 63% des Français ont plus confiance dans les écoles privées que dans les écoles publiques ([Journal de Dimanche](#))

Les Français et la qualité de la scolarité selon le type d'établissement



Selon vous, dans quels établissements scolaires suit-on la meilleure scolarité en France ?
Base : 1010 répondants



CSA

10

Sondage CSA © CNEWS, EUROPE 1 ET JDD

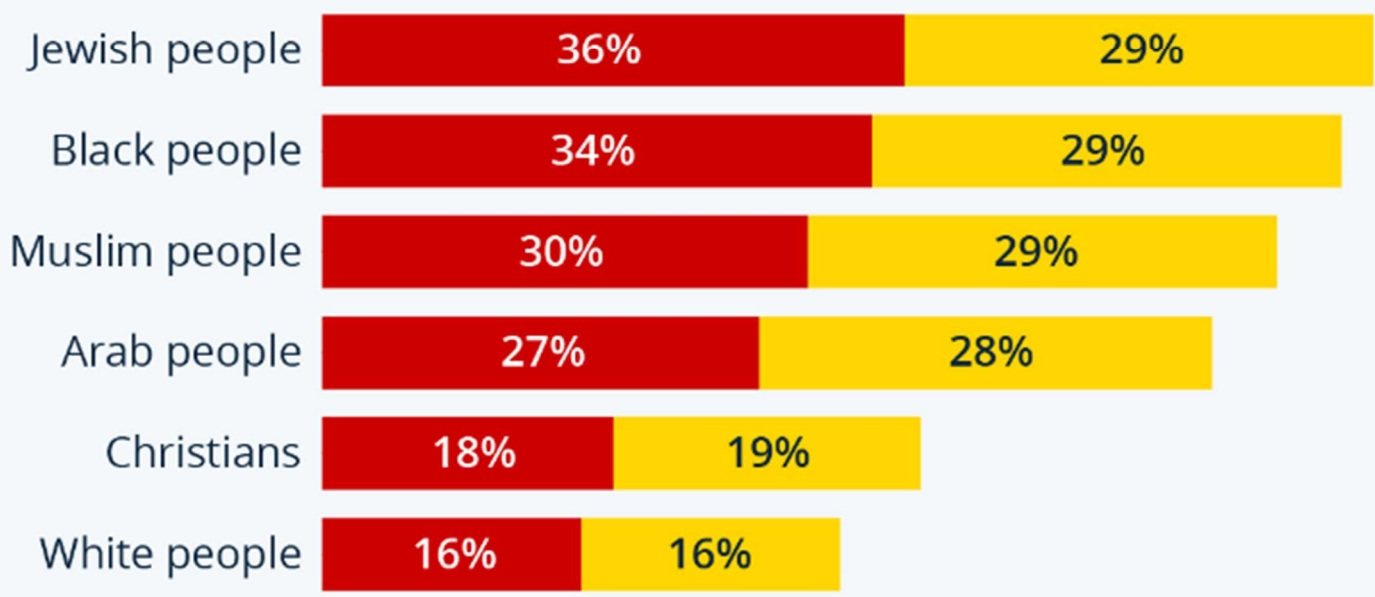
January 31: [Hate Crimes in the U.S.: Who Bears the Brunt?](#) (Statista)



Hate Crimes in the U.S.: Who Bears the Brunt?

Share of respondents who see hate crimes against the following groups in the U.S. as a serious problem

■ Very serious ■ Somewhat serious

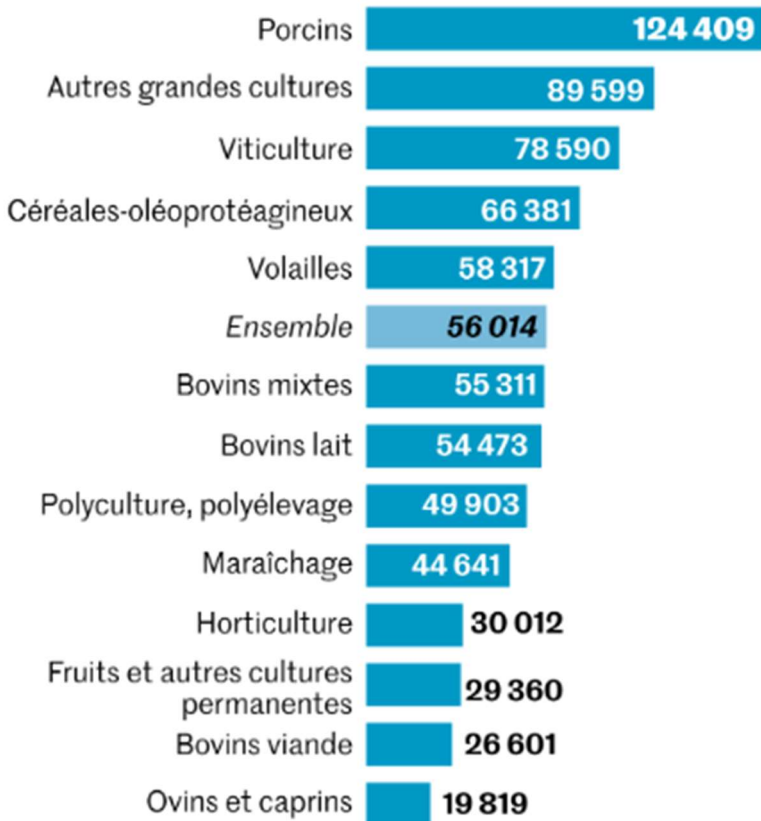


1,500 adults (18+ y/o) in the United States surveyed online Dec. 2-5, 2023
Source: YouGov via The Economist



January 30: [Revenu annuel moyen des agriculteurs, avant impôt \(Le Monde\)](#)

Revenu moyen annuel tiré de l'activité agricole, avant impôt, en 2022, en euros



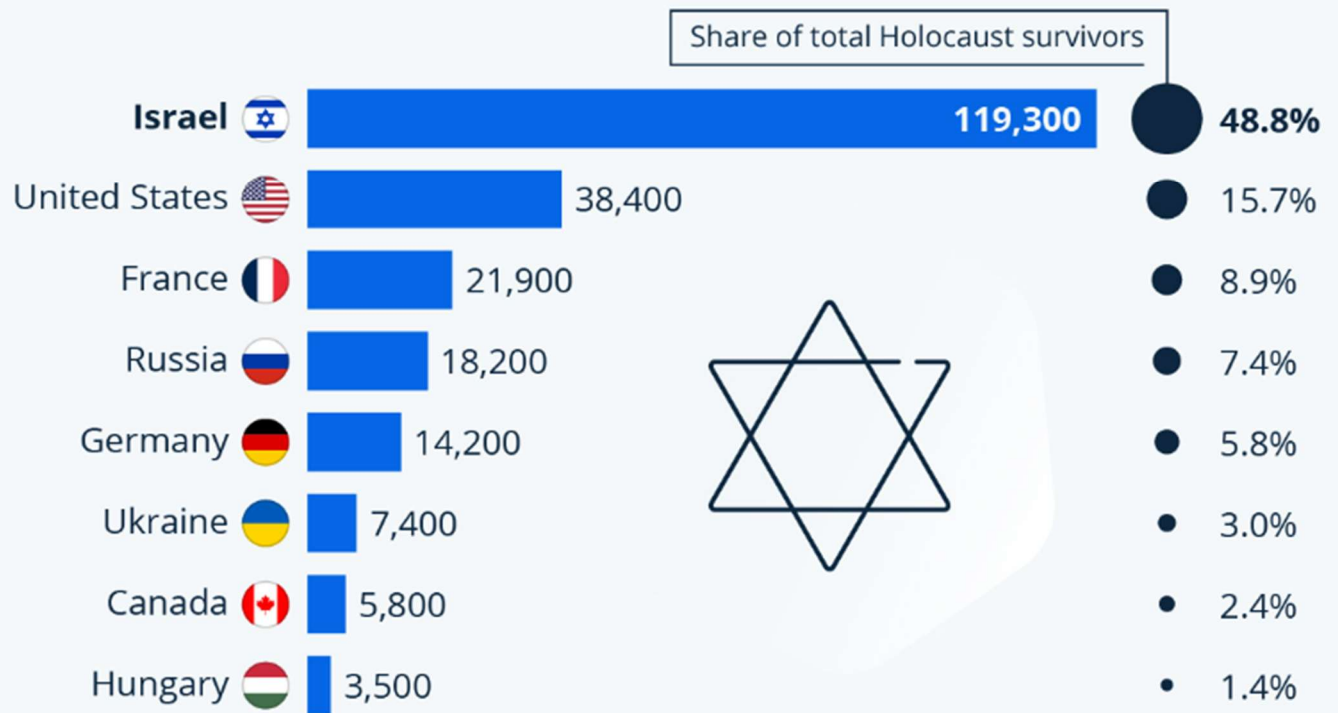
Sources : commission des comptes de l'agriculture de la nation ; Agreste

Infographie *Le Monde*

January 29: [Where do Holocaust survivors live today? \(Statistica\)](#)

Half of Living Holocaust Survivors Call Israel Home

Estimated number of Holocaust survivors by current residence*



* calculated via compensation/restitutional payments

Source: Conference on Jewish Material Claims Against Germany

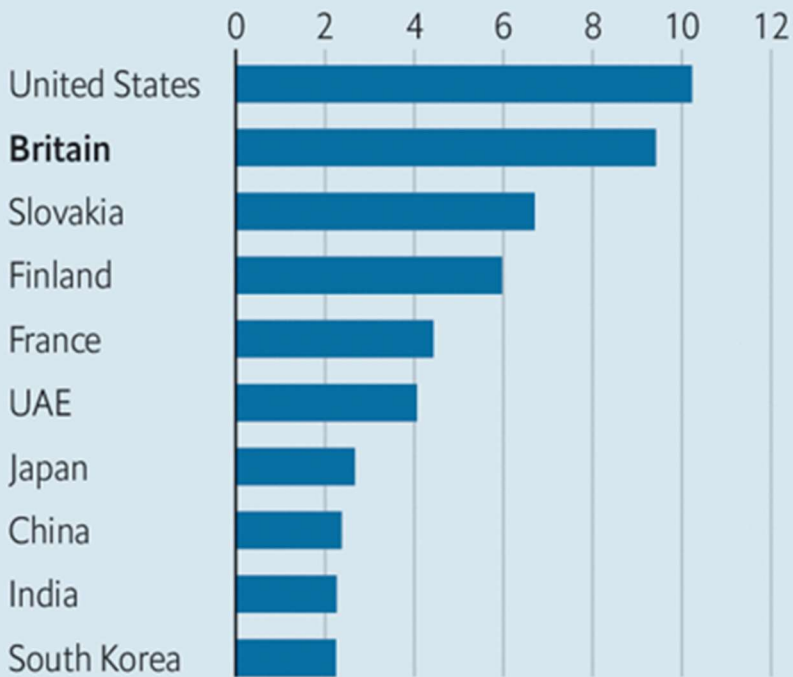


statista

January 26: [Nuclear Power Plants: Constuction Cost per MW](#) (*The Economist*)

Costing the splits

Nuclear power stations*, construction cost per MW, 2000-23, £m, 2023 prices
Selected countries

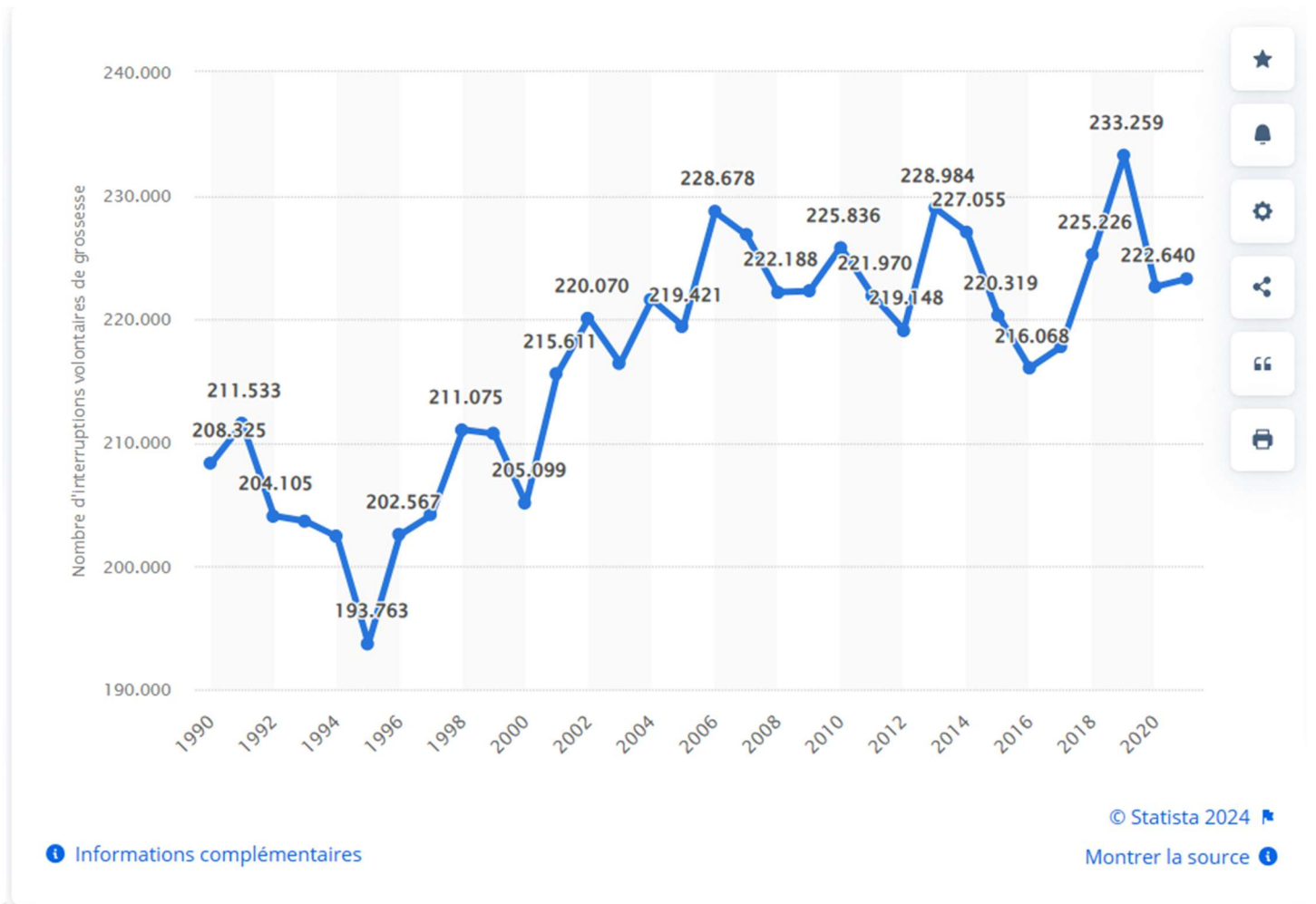


Source: Britain Remade

*Plants with reliable data

image: the economist

January 25: [Nombre d'interruptions volontaires de grossesse \(IVG\) en France de 1990 à 2021 \(Statista\)](#)

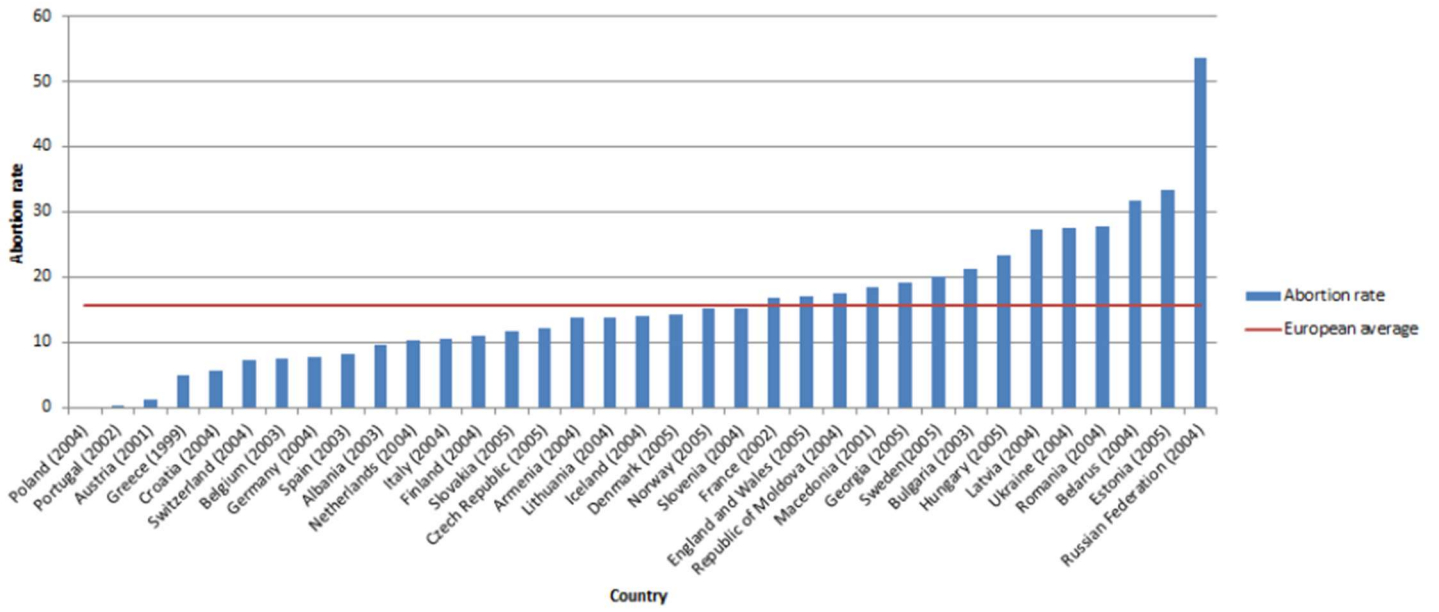


Nombre d'avortements en Allemagne (Statista)



Abortion rates in Europe: The huge gap between France and Germany (Statista)

Abortion rates in European countries



January 24: Trump wins the primary in New Hampshire ([New York Times](#))




WINNER ✓







Donald J. Trump wins the New Hampshire Republican primary.

Race called by The Associated Press.



Latest results from 22m ago

91% OF VOTES IN 

Candidate	Votes	Pct.	Delegates
 Donald J. Trump ✓	163,396	54.6% 	11
 Nikki Haley	129,104	43.1 	8
 Ron DeSantis	2,041	0.7 	—
Total reported	299,231		

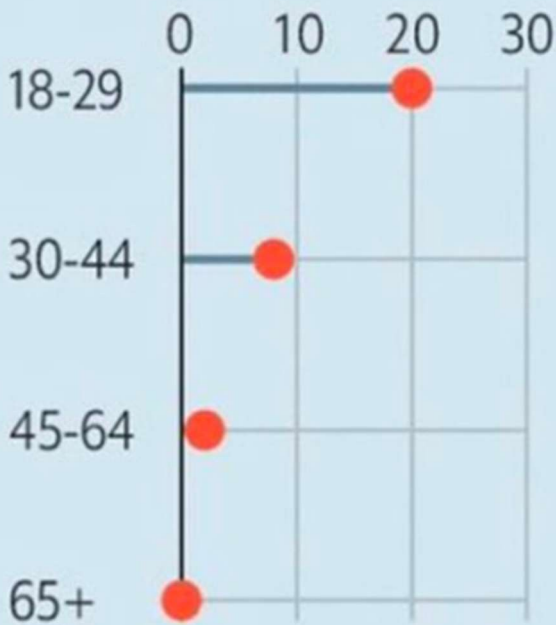
January 23: 20% of Americans aged 18-29 now think that the Holocaust is just a myth Something has gone horribly wrong with our universities (*The Economist / X*)

Something has gone horribly wrong with our universities

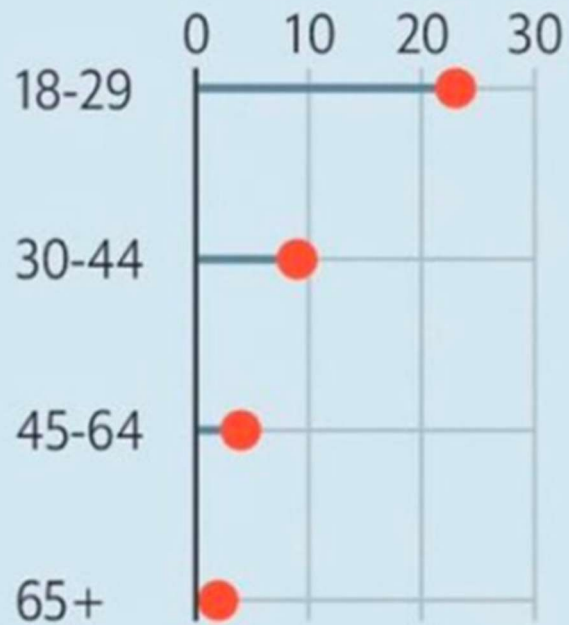
Seriously?

United States, Dec 2nd-5th 2023, % agreeing
By age group

“The Holocaust is a myth”



“The Holocaust has been exaggerated”



Source: YouGov/*The Economist*

5:58 PM · Jan 22, 2024 · **817.3K** Views

January 22: US Opinion poll: Are Jews oppressors? [Visegrad 24](#)

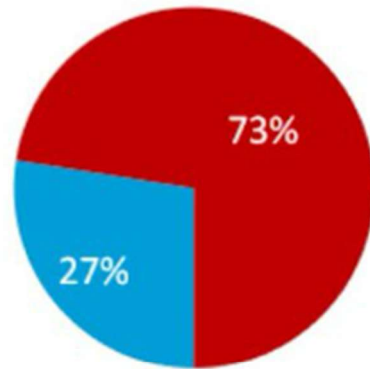
• **Visegrád 24**  @visegrad24 · 21h

...

67% of Americans aged 18-24 think Jews are “oppressors”

Something has gone horribly wrong with our universities

Do you think that Jews as a class are oppressors and should be treated as oppressors or is that a false ideology?



■ Oppressors ■ False ideology

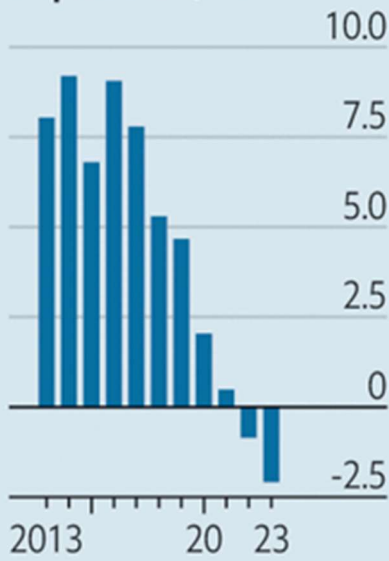
Column %	18-24	25-34	35-44	45-54	55-64	65+
Oppressors	67%	44%	36%	24%	15%	9%
False ideology	33%	56%	64%	76%	85%	91%

January 20: Demographics in China (*The Economist*)

Older and slower

China, change on a year earlier

Population, m



GDP, %



Sources: Haver Analytics; Wind

January 17: Inside the hunt for Ukraine's stolen art (*The Economist*)



image: [finbarr o'reilly/the new york times/redux/eyevine](#)


January 12:

The
Economist

Who is in charge in Europe?
The new contest for sea power
Muddled thinking on diversity
A special report on philanthropy

JANUARY 13TH-15TH 2024

CHINA'S EV ONSLAUGHT



JAN 13TH 2024


China's EV onslaught

January 9: [Fauda star Idan Amedi among wounded IDF soldiers in Gaza](#) *Jerusalem Post*)




Fauda star, Idan Amedi, is one of the wounded soldiers in Gaza
(photo credit: YES STUDIOS)

January 8: (Reposted by [Dominique Reynié](#) on X)




Si l'Allemagne avait le mix électrique français, on aurait économisé en 2023 près de 170 millions de tonnes de CO₂. Cela correspond à plus de 113 millions de véhicules thermiques (150gCO₂/km) roulant 10000km par an.

January 7: [Ukrainian combat medic Halyna Fedyshyn before and after Russian captivity](#) (@visegrad24)



December 30: [The Price of Peace in Afghanistan](#) (*World Press*, "Photo of the year")



December 29: [Death, debts and democratic doubts in Africa](#) (*The Economist*)



December 21: [Wim Wenders' new film celebrates Japanese toilets](#) (NZZ)



Saubere Sache: Wim Wenders zelebriert den fernöstlichen Sinn fürs Sanitäre.

Master Mind Ltd

December 19: [Dress Worn by Princess Diana Sells for a Record \\$1.15 Million \(NYT\)](#)



Tim Graham Photo Library / Getty Images

December 18: [Ukraine's army is struggling to find good recruits](#) (*The Economist*)



IMAGE: GETTY IMAGES

December 17: Can you have a healthy democracy without a common set of facts? (*The Economist, Leader*)



IMAGE: CHANTAL JAHCHAN

December 16: Brandenburger Tor, Berlin, Germany ([X](#), [twitter.com](#))



prosper in harmony and abundance.

112 124 1.9K 70K

14 December: [Cop28 president says his firm will keep investing in oil](#) (*The Guardian*)



📷 Sultan Al Jaber at the end of the Cop28 summit on Wednesday. Photograph: Kamran Jembreili/AP

9 December:



DEC 9TH 2023

13 December: Climate talks at last lead to a deal on cutting fossil-fuel use (*The Economist*)




IMAGE: MICHAEL HADDAD